

www.rallymexico.com



**SUPPLEMENTARY
REGULATIONS**
REGLAMENTO PARTICULAR



WRC
FIA WORLD RALLY
CHAMPIONSHIP



wrc.com



RALLY GUANAJUATO MÉXICO

León, Guanajuato, México

March 1 - 6, 2016

Approved by the FIA

2016 SUPPLEMENTARY REGULATIONS

INDEX

1. Introduction	3
2. Organisation	4
3. Programme	9
4. Entries	12
5. Insurance	16
6. Advertising and Identification	17
7. Tyres	17
8. Fuel	19
9. Reconnaissance	20
10. Administrative Checks	21
11. Scrutineering, Sealing and Marking	22
12. Other Procedures	23
13. Identification of Officials	26
14. Prizes	26
15. Final Checks and Protests	27
Appendix 1 – Provisional Itinerary	28
Appendix 2 – Provisional Reconnaissance Schedule	32
Appendix 3 – Competitors' Relations Officers	33
Appendix 4 – Competition Numbers and Advertising	34
Appendix 5 – Safety Requirements	35
Appendix 6 – SIT – Safety Tracking System	36

1. INTRODUCTION

1.1. Rally México 2016

This rally will be run in compliance with the FIA International Sporting Code and its appendices, the 2016 FIA World Rally Championship Sporting Regulations and these Supplementary Regulations.

Modifications, amendments and/or changes to these Supplementary Regulations will be announced only by numbered and dated Bulletins (issued by the organiser or the Stewards).

Additional information will be published in Rally Guide 2, to be issued on February 2nd 2016. The 2016 FIA World Rally Championship Sporting Regulations can be found at: www.FIA.com

1.2. Road Surface

- The Rally stages will be run on gravel.
- The Super Special Stages (Stages 2/3, 9/10 & 17/18) will be run on mixed surface, 20% gravel and 80% asphalt.
- The GTO Street Stage (SS 1) will be run on cobblestone and concrete. [1 Km]
- The Street Stage (SS 6 & 19) will be run on pavement. [1.41 Km]

1.3. Distances

This Rally will have a total Itinerary distance of 1071.99 Kilometres of which 399.71 Kilometres will be Special Stages. (37%)

2. ORGANISATION

2.1. FIA Titles for which the Rally counts

- FIA World Rally Championship for Manufacturers
- FIA World Rally Championship for Drivers
- FIA World Rally Championship for Co-drivers
- FIA WRC 2 Championship for Teams
- FIA WRC 2 Championship for Drivers
- FIA WRC 2 Championship for Co-Drivers
- FIA WRC 3 Championship for Teams
- FIA WRC 3 Championship for Drivers
- FIA WRC 3 Championship for Co-Drivers

2.2. Visa numbers

FIA Visa No.	3WRC/140116	Issued on: January 14, 2016
ASN Visa No.	125/2016	Issued on: January 13, 2016

2.3. Organizer's Contact Details

Promoter: Rallymex S.A. de C.V.

Organising Club: Club Automovilístico Francés de México, A.C.

ASN: OMDAI FIA México

2.3.1. Address and Contact Details

Rally Secretariat: **Rally México**
 Ignacio Zaragoza #8
 Col. Lomas Altas
 México, D.F. 11950
 MEXICO

General information e-mail: info@rallymexico.com
 Competitor's information e-mail: compinfo@rallymexico.com
 Official Website: <http://www.rallymexico.com>

Tel. +52 55 5259 6904
 Fax. +52 55 5570 3824

Opening Hours (GMT -6 hrs): Mon-Fri: 09:00 to 18:00 hrs

2.4. Organisation Committee

Honorary Committee of the Rally

Guanajuato State Constitutional Governor:	Miguel Márquez Márquez
León Municipal President:	Héctor López Santillana
Guanajuato Municipal President:	Edgar Castro Cerrillo
Silao Municipal President:	Juan Antonio Morales Maciel
Irapuato Municipal President:	Ricardo Ortiz Gutierrez
State Economic Development Secretary:	Guillermo Romo Pacheco
State Public Works Secretary:	José Arturo Durán Miranda
State Public Safety Secretary:	Alvar Cabeza de Vaca Appendini
State Attorney:	Carlos Zamarripa Aguirre
State Tourism Board Secretary:	Fernando Olivera Rocha
León Tourism Board Secretary:	Gloria Cano
State Commission for Sports and Youth Care:	Isaac Piña
León Municipal Economic Director:	Ramón Alfaro Gómez

National Sporting Authorities

OMDAI FIA México (ASN) President:	Ing. José Abed
FEMADAC President	Fernando Alfonso Oros
CNRM President	Carlos Cordero
CAF President	Javier Martínez Gallardo

Organising Committee

President:	Juan Suberville
Rally Director:	Patrick Suberville
Clerk of the Course:	Jaime del Palacio
Rally Manager:	Gilles Spitalier

2.5. Stewards of the Meeting

Chairperson:	Waltraud Wunsch (DEU)
Steward:	Hugo Mersan (PRY)
Steward:	Carlos Cordero (MEX)
Secretary of the Stewards	Yvonne Gilli

2.6. FIA Delegates

FIA Sporting Delegate:	Jarmo Mahonen
FIA Safety Delegate:	Michèle Mouton
FIA Media Delegate:	Hayley Gallagher
FIA Technical Delegate:	Jérôme Toquet
Assistant to FIA Technical Delegate:	Karmo Uusmaa
Assistant to FIA Technical Delegate:	Lionel Berard
Assistant to FIA Technical Delegate:	Clément Clerc
FIA Medical Delegate	Dra. Manuela Alberro

2.7. Senior Officials

President Organising Committee:	Juan Suberville
Rally Director:	Patrick Suberville
Rally Manager:	Gilles Spitalier
Clerk of the Course:	Jaime del Palacio
Deputy Clerk of the Course:	Javier Martínez Gallardo
Deputy Clerk of the Course:	Malcolm Neill
Assistant Clerk of the Course, Route:	René Hernandez
Assistant Clerk of the Course, Safety:	Juan Goya
Secretary of the Rally:	Bonnie Lee
Human Resources Manager:	José Miguel Gallo
Chief Safety Officer:	José Luis Abarca
Media Safety Officer:	Andrés Nissen
Chief Medical Officer:	Dr. Eduardo Pérez Pastén
Deputy Chief Medical Officer:	Dr. Pablo Escalera Castillo
Competitors' Relations Officer:	Ernesto Bachtold
Chief Media Officer:	Adrian Molina
Media Accreditation Officer:	Sofía Rodriguez
Media Centre Manager:	Norbert Molnar

Operations Director:	Luis Molina
Operations, Rally Campus:	Gaby Arellano
Operations, Stages:	Dirk de Rudder
Service Area Coordinator:	Adda Fernanda Lopez Alejos
Helicopter Coordinator:	Gustavo Salvatori
Materials:	Amado Alarcón Rocio Alarcón Jesús Rangel
Chief Controls Officer:	Ricardo Vélez
Chief Results Officer:	Roberto Mendoza
Chief Scrutineer:	Rafael Maggio
Stage Commanders:	Dirk de Rudder Alexis Suberville Arturo Boy Fernando Calatayud Mariela Steller Kurt Richter Antonio Peñaflor Erick Daumas Ari Cole
Chief Spectator Coordinator:	Vanessa Mota Ramírez
Sales / Sponsorship:	Paloma Gonzalez Luli Frago
Design / Image:	Oscar Gutiérrez
VIP Coordinator:	Beatriz Aponte
Information Technologies:	Heriberto Guevara
Social Media Manager:	Francisco Avalos
Social Communications:	Andrea Ortega Lee

2.8. HQ Location and Details

The Rally HQ is located at:

Explanada de la Feria (Rally Campus)
Blvd. Adolfo López Mateos 1816
at Blvd. Francisco Villa
León, Guanajuato
MEXICO

Tel: +52 (477) 771-1301
Fax: +52 (477) 771-1363

Location of Start and Finish

Ceremonial Start:	Alhóndiga de Granaditas, Guanajuato City
Start of Sections 1 to 6:	León Fairgrounds, León
End of Sections 1 to 5 and 7:	León Fairgrounds, León
End of Section 6:	Parque Metropolitano, León
Start of Section 7:	Parque Metropolitano, León
End of the Rally:	León Fairgrounds, León
Podium:	Foro del Lago, Parque Explora, León

Location of overnight Parc Fermé

Only one overnight Parc Fermé location will be used throughout the rally at the León Fairgrounds (Rally Campus) in León, Guanajuato.

2.9. Official Notice Board

The Official Notice Board will be located in the Service Park main tent.

3. PROGRAMME

Thursday January 7th, 2016

Publication of Supplementary Regulations	Website / Courier
Opening Date of Entries	Permanent Secretariat
Final date to receive travel visa applications	Permanent Secretariat

Tuesday February 2nd, 2016

18:00	Final date to receive import papers	Permanent Secretariat
	Closing date for entries (GMT -6hrs)	Permanent Secretariat
	Issuing of the Road Book	Permanent Secretariat / Courier
	Publication of Rally Guide 2	Website

Tuesday February 9th, 2016

18:00	Final date to receive original entry forms	Permanent Secretariat
	Final date to notify fuel requirements	Fuel Supplier

Thursday February 11th, 2016

Publication of Approved Entry List	Website
Final date to order extra material	Permanent Secretariat
Final date for Shakedown registration (P2, P3, Non P)	Permanent Secretariat

Saturday February 27th, 2016

12:00	Opening of Service Park for Teams	Rally Campus
-------	-----------------------------------	--------------

Monday February 29th, 2016

08:00 – 22:00	Opening of Rally Secretariat & Official Notice Board	Rally Campus
08:00 – 22:00	Registration for Reconnaissance	Secretariat
16:00 – 18:00	Collection of Tracking Systems for Reconnaissance	Secretariat
16:00 – 22:00	Administrative Check-In (All competitors)	Secretariat

Tuesday March 1st, 2016

07:00 – 20:00	Opening of Rally Secretariat & Official Notice Board	Rally Campus
07:00 – 20:00	Registration for Reconnaissance	Secretariat
07:00 – 19:00	Reconnaissance	
08:00 – 20:00	Opening of Media Centre	Rally Campus
08:00 – 20:00	Administrative Checks: By appointment (P1)	Secretariat
08:00 – 20:00	Administrative Checks (All competitors)	Secretariat
14:00 – 18:00	Opening of Media Accreditation	Media Centre
17:00 – 20:00	Collection of FIA Safety Tracking Systems	Secretariat

Wednesday March 2nd, 2016

07:00 – 12:00	Registration for Reconnaissance	Secretariat
07:00 – 19:00	Reconnaissance	
07:00 – 20:00	Opening of Rally Secretariat & Official Notice Board	Rally Campus
08:00 – 14:00	Collection of FIA Safety Tracking Systems	Secretariat
08:00 – 18:00	Opening of Media Accreditation	Media Centre
08:00 – 20:00	Opening of Media Centre	Rally Campus
10:00 – 13:30	Certification, Sealing and Marking (P1)	Service Park
10:00 – 20:00	Administrative Check-In (P2, P3 & Non-Priority)	Secretariat
12:00 – 14:00	Weight Checks (P1)	Service Park
16:00	Team Managers' Briefing (M & WRC Teams)	HQ
15:00 – 20:00	Pre-event Scrutineering (P2, P3 & Non-Priority)	Scrutineering Hall
19:00 – 21:00	Return of Tracking Systems for Reconnaissance	Secretariat
20:00 – 23:00	León Welcoming Cocktail (All Drivers)	Explora Park

Thursday March 3rd, 2016

08:00 – 20:00	Opening of Rally Secretariat & Official Notice Board	Rally Campus
08:00 – 24:00	Opening of Media Centre	Rally Campus
08:00 – 18:00	Opening of Media Accreditation	Media Centre
09:00 – 13:00	Shakedown (P1)	Llano Grande
11:00 – 13:00	Shakedown (P2 & P3)	Llano Grande
13:00 – 14:00	Shakedown (Others)	Llano Grande
13:30	Pre-event FIA Press Conference	Media Centre
14:00 – 15:30	Promotional Activities	Rally Campus
16:00	Publication of Start List for Sections 1 & 2	Official Notice Board
18:00	Start of Section 1 (Start of Rally)	Rally Campus
20:00	First Car on Start Ramp, Ceremonial Start	Guanajuato City
20:00	Helicopter Pilots' Briefing	HQ

Friday March 4th, 2016

06:30 – 22:00	Opening of Rally Secretariat	Rally Campus
06:30 – 23:00	Opening of Media Centre	Rally Campus
08:00	Start of Section 2	Rally Campus
21:00	Publication of Start List for Section 4	Official Notice Board

Saturday March 5th, 2016

07:30 – 22:00	Opening of Rally Secretariat	Rally Campus
07:30 – 23:00	Opening of Media Centre	Rally Campus
08:15	Start of Section 4	Rally Campus
21:00	Publication of Start List for Section 6	Official Notice Board

Sunday March 6th, 2016

07:00 – 18:00	Opening of Rally Secretariat	Rally Campus
07:00 – 19:00	Opening of Media Centre	Rally Campus
07:30	Start of Section 6	Rally Campus
14:30	Finish Podium Ceremony – End of Rally	Foro del Lago
15:15	Final Scrutineering	Scrutineering Hall
15:30	Post Event FIA Press Conference	Media Centre
18:00	Publication of Provisional Final Classification	Official Notice Board

Monday March 7th, 2016

09:00 – 13:00	Opening of Media Centre (Only by request)	Rally Campus
10:00 – 13:00	Opening of Rally Secretariat	Rally Campus

4. ENTRIES

4.1. Closing Date for Entries

Competitors wishing to take part in the 2016 Rally Guanajuato México must submit their entry form duly completed before Tuesday, February 2nd, 2016 at 18:00 hrs. (GMT - 6 hrs.).

4.2. Entry Procedure

Manufacturers, WRC Teams and WRC 2 / WRC 3 Competitors who wish to score points must make their entries by using the standard FIA entry form provided by the FIA for their championships. All others have to complete the event Entry Form found on the event's website under competitor's documents.

For foreign competitors, the entry form must be stamped by the competitor's National Sporting Authority or accompanied by a letter from the National Sporting Authority, authorizing the competitor to take part in the event.

In the case when the Driver and Entrant are the same person, both licences (Driver & Entrant) must be sent and presented at registration.

The entry application should be accompanied by:

- The total entry fee
- Photocopies of:
 - FIA Licence of the entrant and both members of the crew
 - Drivers Licence of the crew members
 - First page of the homologation papers of the car with the number, group and cylinder capacity

If the application is sent by fax, the original must reach the Organisers at the latest one week after the closing of entries: Tuesday, February 9th 2016.

4.3. Number of Entrants Accepted and Classes

4.3.1. Number of Entrants

The maximum number of entrants is **60**. If more than 60 entries are received, the Organisers will create a reserve list.

Entry applications outside the FIA Championships (WRC, WRC 2 and WRC 3) will be confirmed after the entry closing date.

The criteria for acceptance of entries will be in the following order:

Priority 1 Drivers, Priority 2 Drivers and Priority 3 Drivers

The Organisers reserve the right to accept all other entries according to the driver results and the capacity / conditions of the vehicle entered.

4.3.2. Accepted Cars & Classes

Cars are eligible to enter as stipulated in the Article 4.5 of the 2016 WRC Regulations. All vehicles must comply with the provisions of Appendix J 2016.

CLASSES	GROUPS
RC1	World Rally Cars: 1.6 T engine
RC2	S2000-Rally: 1.6T engine with a 28mm restrictor
	S2000-Rally: 2.0 Atmospheric
	Group R5 (VR5)
	Group R4 (VR4) (not eligible in Europe)
	Group NR4 over 2000cc (current N4)
RGT	RGT cars
RC3	Group A over 1600cc and up to 2000cc
	Super 1600
	R2 (atmo over 1600cc and up to 2000cc – VR2C and turbo over 1067cc and up to 1333cc – VR2C)
	R3 (atmo / over 1600cc and up to 2000cc – VR3C and turbo over 1067cc and up to 1333cc – VR3C)
	R3 (turbo / up to 1620cc / nominal – VR3T)
	R3 (diesel / up to 2000cc / nominal – VR3D)
RC4	Group A up to 1600cc
	R2 (atmo over 1390cc and up to 1600cc – VR2B and turbo over 927cc and up to 1067cc – VR2B)
	Kit-car up to 1600cc
	Group N over 1600cc and up to 2000cc
RC5	Group N up to 1600cc
	R1 (atmo up to 1600cc - VR1A/VR1B and turbo up to 1067cc - VR1A/VR1B)

4.4. Entry Fees and Packages for Private Entrants

Manufacturers, WRC Teams, WRC 2 and WRC 3 entered in the FIA Championships:

Entry fees and packages for Manufacturers, WRC Teams and Support Championships registered in the FIA Championships will be those published by the FIA. (2016 WRC Regulations, Appendix VI)

Other Competitors:

With the optional advertising proposed by the Organisers:

Mexican entries	€ 750
NACAM zone entries	€ 1,400
Rest of the world (private entries)	€ 2,900
Legal entries (any zone)	€ 4,000
WR Car Entry* (any zone, legal or private)	€ 5,800

Without the optional advertising proposed by the Organisers:

Mexican entries	€ 1,500
NACAM zone entries	€ 2,800
Rest of the world (private entries)	€ 4,000
Legal Entries (any zone)	€ 5,800
WR Car Entry* (any zone, legal or private)	€ 9,300

Definitions:

NACAM: Entrants must check with their ASN for NACAM affiliation (North America, Central America, the Caribbean and the South American countries of Colombia, Venezuela, Guyana, Ecuador and Peru). Mexican and NACAM entries refer to the driver's nationality.

Legal Entrant: When the competing car is entered by a team (not a Manufacturer or Manufacturer Team), a company or other legal entity (with legal entrant's licence).

Private Entrant: When the competing car is entered by the driver or the co-driver.

* Not entered by a Manufacturer or WRC Team

Other Fees:

Reconnaissance Only Entry Fee:	€ 2,000
Extra Auxiliary Plate:	€ 290
Optional Shakedown (P3, Non P)	€ 290

The following table describes the contents of entry packages in addition to those stipulated in Appendix VI of the 2016 WRC Regulations:

	Legal Entries	Private Entries
Vehicle Plates		
Service plates	2	2
Auxiliary plates	1	0
VIP plates	1	0
Services		
Area in Service Park	100 m ²	100 m ²
Administration		
Road Book Sets	3 (1)	2 (1)
Route maps	5 (1)	3 (1)
Programme	5	2
Passes		
Team Passes	10	6

() No. of copies of the total to be mailed or couriered to the Team Manager

4.5. Payment Details

Entry fees must be paid by way of a bank transfer to the organizer's bank account:

Bank: JP Morgan Chase
Account Name: Rallymex
Account No: 527023605
Bank Address: 1299 4th Street
 San Rafael, California
 United States
ABA: 322271627
SWIFT: CHASUS33

NOTE: Please include the Team and Driver names on the wire transfer instructions to the recipient as to credit each account correctly.

National (Mexican) teams, please contact the rally secretariat for other payment options at +52 55 5259 6904

4.6. Refunds

Entry fees will be refunded in full only:

- To participants whose entry has been rejected
- In the case of the rally not taking place

Organisers may refund 30% of the entry fee to those competitors who were unable to start the rally for reason of “force majeure” as agreed by the Stewards (certified by their ASN).

5. INSURANCE

Competitors and crews (driver and co-driver) are covered for public liability under a master policy held by Rallymex S.A. de C.V. for the amount of \$10,000,000.00 U.S. Dollars covering any one accident or instance. The coverage includes special stages as well as road sections. The coverage will come into effect at the start of the rally and will include the Shakedown. It will cease at the end of the event or at the moment of retirement or exclusion. Full details can be obtained upon request from the Organisers.

Service vehicles and reconnaissance vehicles, including those bearing official plates issued by the Organisers, may never be considered as official participants of the rally. Therefore, they are not covered under the insurance policy of the rally and will remain the sole responsibility of their owner.

Comprehensive vehicle insurance and personal accident insurance are the sole responsibility of the entrant / competitor.

Proof of insurance for reconnaissance cars must be shown upon registration for reconnaissance. Liability and third party insurance as a minimum are compulsory for all crews under Mexican law.

Insurance sales are available at the secretariat during reconnaissance registration.

6. ADVERTISING AND IDENTIFICATION

Organisers Advertising

Rally Plates and Optional Advertising must be affixed on the car before scrutineering as shown in Appendix 4 of these regulations.

Restrictions

The advertising of alcoholic beverages is limited according to the Mexican legislation to alcoholic beverages under 22% in volume. Such brand logos may appear on the competition and service vehicles, as well as on drivers' overalls during the event.

Identification Numbers

The Organisers will issue Competition Numbers, according to Article 18 of the 2016 FIA WRC regulations. These Competition Numbers must be affixed on the car before pre-event scrutineering as shown in Appendix 4 of these regulations and must be visible throughout the duration of the rally.

7. TYRES

7.1. Tyres specified for use during the Rally

In addition to complying with Articles 60, 61 & 62, of the 2015 WRC Sporting Regulations, the following quantities and type of tyre are confirmed for use.

MICHELIN		
	List 1 (Article 60.3.1 / 2016 WRC Regs)	List 2 (Article 60.2.1 / 2016 WRC Regs)
1st Choice	Gravel Hard: LTX FORCE H91	Gravel Hard: 17/65 15 Latitude Cross H4L Left 17/65 15 Latitude Cross H4R Right
Alternative choice	Gravel Soft: LTX FORCE S81	Gravel Soft: Latitude Cross S4 L Left Latitude Cross S4 R Right

D-Mack		
	List 1 (Article 60.3.1 / 2016 WRC Regs)	List 2 (Article 60.2.1 / 2016 WRC Regs)
1st Choice	Gravel Hard: 215/65/15 DMG+2 S3	Gravel Hard: 215/65/15 DMG+2 S3
Alternative choice	Gravel Soft: 215/65/15 DMG+2 S6A	Gravel Soft: 215/65/15 DMG+2 S6A

Pirelli		
	List 1 (Article 60.3.1 / 2016 WRC Regs)	List 2 (Article 60.2.1 / 2016 WRC Regs)
1st Choice	Gravel Hard: 205/65-15 KHB Reinforced Left 205/65-15 KHB Reinforced Right	Gravel Hard: 205/65-15 KHB Reinforced Left 205/65-15 KHB Reinforced Right
Alternative choice	Gravel Soft: 205/65-15 KSB Reinforced Left 205/65-15 KSB Reinforced Right	Gravel Soft: 205/65-15 KSB Reinforced Left 205/65-15 KSB Reinforced Right

Hankook		
	List 1 (Article 60.3.1 / 2016 WRC Regs)	List 2 (Article 60.2.1 / 2016 WRC Regs)
1st Choice	Gravel Hard: 195/650-15 H1 Ventus R213	N/A
Alternative choice	Gravel Soft: 195/650-15 S1 Ventus R213	N/A

7.2. Quantity of Tyres

Tyres for all Drivers must comply with article 62.1 of the 2016 WRC Sporting Regulations.

Driver Priority	Total for the entire event
All World Rally Cars	28
All other cars	26

7.3. Remote TFZ Transport

A Tyre Fitting Zone has been established prior to the Power Stage. According to Art. 52.1 WRC Regs. Transportation of Tyres will be available free of charge to all crews registering for the service with the TFZ Transport Form found in the Documents section at www.rallymexico.com

The TFZ Transport Form has to be sent before February 19th 2016 to the Secretariat for arrangements to be confirmed.

8. FUEL

8.1. Ordering Procedure

All FIA Priority Drivers must use the FIA fuel. The supplier appointed by the FIA for 2016 is Panta Distribuzione S.p.A.

The order form issued by Panta with payment instructions is available on the event website: <http://www.rallymexico.com/competitors/documents>

The cost of the fuel including refuel services is **€5.00** per litre (Excl. taxes), dispensed into rally cars.

It is a condition of supply that payment must be received in full before delivery can be made. The balance of non-used fuel will be credited after the rally.

8.2. Closing Date for Ordering FIA Fuel

All competitors using FIA fuel must place their fuel order directly with Panta no later than Wednesday January 20th, 2016. The order form must be e-mailed to fuelorder@panta.it or faxed to +39 0373-235123

8.3. Fuel Distribution

Non-Priority drivers may use either FIA fuel, following the same conditions and rules as the Priority Drivers, or commercially available pump fuel, dispensed directly into competing cars from pumps at filling stations nominated in the Road Book or when distributed from a centralised system by the organiser where filling stations are not available.

Refuel and Remote Refuel zones are as detailed in the Rally Itinerary.

For environmental and safety reasons no refuelling is allowed in the Service Park (no refuel from cans, drums or similar) except if authorised as by Art 50 of the 2016 WRC Regulations.

8.4. Refueling

All drivers must comply with article 59.3.7 of the 2016 WRC Sporting Regulations.

9. RECONNAISSANCE

9.1. Registration Procedure

9.1.1. All entrants taking part in the reconnaissance must register at the Rally Secretariat to get all the necessary documentation before starting reconnaissance. Registration for reconnaissance can be completed according to the following schedule:

Monday February 29 th	08:00 – 22:00
Tuesday March 1 st	07:00 – 20:00
Wednesday March 2 nd	07:00 – 12:00

For priority 1 drivers, a team member duly designated can collect the materials. Other crews must register in person.

9.1.2. The reconnaissance ID sticker supplied during registration must be attached onto the reconnaissance car on the inside of the windshield (co-driver's side) and must be visible for the duration of the reconnaissance period.

9.2. Specific Restrictions

9.2.1. On special stages, the speed limit is 90 km/h unless traffic signs or lower limit zones are indicated in the reconnaissance Road Books. Additional lower limit zones may be issued before the start of reconnaissance. Competitors are reminded that stages will be open to normal traffic during reconnaissance and that they must drive in a manner that does not endanger or inconvenience other traffic or people living near the stages.

9.2.2. The maximum number of passages on each special stage for reconnaissance is limited to two per entered crew. This is controlled by means of a Reconnaissance ID Sticker and a Reconnaissance Card which must be shown at the SS Start, SS Finish and if requested, to Reconnaissance Control Crews along the route.

9.2.3. All stages driven more than once in the rally will be considered as one stage for reconnaissance purposes.

9.2.4. For reconnaissance, only two passages will be allowed on each lane of the Super Special Stage.

9.2.5. Under no circumstances may crews drive in the opposite direction of the rally in the special stages according to the schedule, unless directed by the Organisers or authorities. Entering and leaving the special stage elsewhere than through Start and Finish controls is prohibited.

9.2.6. Special ID stickers will be issued for service vehicles used during reconnaissance as per WRC Reg. Art. 25.4.6.

9.3. Speed control checking devices

All priority drivers and other crews selected by the FIA, will be required to use a special system for controlling the speed throughout reconnaissance by means of GPS. The selected non-priority crews, if any, will be notified by means of a Bulletin.

This tracking system will be handed out at the Rally Secretariat.

The equipment will be available for collection at the Secretariat on Monday February 29th between 16:00 and 18:00 hours. The equipment must be returned at the Rally Secretariat on Wednesday March 2nd between 19:00 and 21:00 hrs.

10. ADMINISTRATIVE CHECKS

Administrative checks will take place at the rally secretariat following the specified schedule (Art. 3 of these regulations). All competitors must pass administrative checks before proceeding to pre-event scrutineering.

10.1. Documents to be Presented

The following documents will be checked:

- FIA licence of the entrant and both members of the crew
- Valid Driver's Licence for both members of the crew
- Driver and Co-Driver passport or Identification
- ASN Stamp or letter of authorisation for foreign competitors
- Information given in the entry form

10.2. Timetable

16:00 – 22:00	Monday February 29 th	All Competitors
08:00 – 20:00	Tuesday March 1 st	All Competitors
08:00 – 20:00	Tuesday March 1 st	P1 & P2 by appointment
10:00 – 20:00	Wednesday March 2 nd	P3 & Non Priority

11. SCRUTINEERING, SEALING AND MARKING

Before pre-event scrutineering, competition numbers, rally plates and optional advertising, if accepted, must be affixed on the car.

11.1. Scrutineering Venue and Timetable

11.1.1. Sealing of parts and delivery of Scrutineering Certificates for Manufacturer and WRC Teams will be held in each individual team service areas from 10:00 to 13:30 on Wednesday March 2nd following a schedule published in a bulletin.

11.1.2. Checking of the Weight for Manufacturer and WRC Teams will take place on Wednesday March 2nd from 12:00 to 14:00.

11.1.3. Priority 2, Priority 3 & Others.

Sealing and marking of components will be performed during Pre-event Scrutineering starting at 15:00 Hrs on Wednesday March 2nd in the Scrutineering Hall in Rally Campus according to a specified schedule drawn up and published in a bulletin before the event.

11.2. Transverse Mud Flaps

The use of Transverse Mud Flaps is mandatory as per Art. 252.7.7 of Appendix J of the FIA Sporting Code – Mud flaps.

11.3. Windows / Nets

The use of tinted or silvered windows, according to Appendix J, Art 253 Art 11, is authorized. Silvered or tinted films fitted on front side and rear side windows must have an opening equivalent to a circle of 70mm diameter in order to allow the occupants / content of the car to be seen. There must be an additional opening of 10 x 12 cm on the rear side windows in front of each timing transponder.

11.4. Driver's Safety Equipment

Although drivers are not required to be present, all items of clothing and equipment in compliance with Appendix L Chapter III -including helmets and FHR (Frontal Head Restrain) intended to be used - must be presented during scrutineering.

12. OTHER PROCEDURES

12.1. Ceremonial Start Procedure and Order

The start of the rally (TC0) will take place at the Rally Campus Service OUT control on Thursday March 4th, 2016 starting at 18:00 hrs. There will be no holding area prior to the start of the rally. Competitors must check in at TC 0 at their published start times. Section 1 Time Cards can be collected at the TC 0 Control table 15 minutes before the first car is due.

From TC0 competitors will proceed to Silao where a pre-start ceremony will take place between TC 0A and TC 0B. From there they will proceed to the Guanajuato Teatro Juárez (TC 0C) holding zone. There will be no escort for competitors to enter Guanajuato.

The ceremonial start will take place between controls TC 1 and start of SS1, at the “Alhondiga de Granaditas” in Guanajuato, before proceeding to the “Guanajuato Street Stage”. The start interval will be 3 minutes for all competitors in section 1. The start order for the ceremonial start and until the overnight park fermé (Section 1, TC 3A) will be in Championship classification order, except for the first 15 cars which will be reversed as a group. The start order will be as WRC Art. 45.2 for the rest of the rally.

Time Card Changes during the Rally

Time Cards will be issued or changed at the following time controls for the start of each section:

TC 0, TC 3B, TC 6B, TC 10E, TC 13B, TC 18E, 20B

12.2. Finish Procedure

The rally will end at Time Control TC 21C (Service H Out - Finish Area In) After this control a pre-finish holding area will be established and crews will be directed to the podium in the specified order outlined in Appendix IV of the WRC regulations at the appropriate times.

12.3. Permitted Early Check-In

Competitors are allowed to check in early without incurring a penalty at:

- “Overnight Regroup IN” control (TC 3A)
- “Overnight Regroup IN” control (TC 19A)
- “Flexi-Service OUT - Parc Fermé IN” controls (TC 10D and TC 18D)

12.4. Super Special Stage Procedure and Running Order

12.4.1. On SS 2/3, 9/10 and 17/18, cars will run two at a time. At the start of the stages 2, 9 and 17, the two cars will be placed side by side in separate lanes, A and B. The first car entering the start area will be directed to lane A, the second to lane B. After completing the stages, the cars will be immediately directed to the starting gate, switch lanes and start stages 3, 10 and 18 respectively.

The Organisers may, at their discretion, pair drivers on the stage in the interest of the spectators and television. This pairing may change the running order of the day. There will be a maximum 20-minute holding area between the Time Control and the first Stage Start where any changes in running order will be made. The running order established from this point will remain the same throughout the remainder of the section. Refer to Rally Guide 2 for procedure diagrams.

There will not be a Time Control between the special stages 2 & 3 in Section 1, 9 & 10 in Section 3 and stages 17 & 18 in Section 5. Therefore, these stages will be considered as two parts of a single Super Special Stage. The road section between the finish of the first stage of the pair and the start of the second stage is enclosed within the control area and considered as Parc Fermé (WRC Reg. 2.10) where no repairs or assistance may take place.

Any crew unable to complete any of the Super Special Stages will be penalised as stipulated in Art. 46.2 of the 2016 WRC Regulations.

Should a car fail to complete the Super Special Stage in the correct manner, the Organisers will **immediately** remove it to the road section after the STOP control.

If the running of the Super Special Stage is interrupted, this will be signalled to the drivers by yellow flags shown by properly identified marshals.

When given this signal, the driver must immediately reduce speed and follow the instructions of the marshals or other officials. Failure to comply with this rule will entail a penalty at the discretion of the Stewards. (Article 40.5.3 of the 2015 WRC Regulations).

If the display of the yellow flags is caused by one of the two cars blocking the stage or delaying the other competitor, the provisions of WRC Regulations Article 39 will apply.

12.5. Special Procedures / Activities

An autograph signing session will be organised at the main service area on Thursday March 3rd from 14:00 hrs to 15:30 hrs.

All drivers must attend for at least 30 minutes during this time window.

12.6. Official Time used during the Rally

Start Intervals

The start intervals between all cars from the start of Section 2, and for the remainder of the rally, will be 3 minutes.

Time

The official time throughout the rally will be that of the NIST Stations WWV and WWVB in Fort Collins, Colorado, USA, which can be found at <http://nist.time.gov>, and different shortwave frequencies, synchronised to the local hour of León, (GMT -6, U.S. Central Time Zone).

12.7. Re-start after retirement – Rally 2

Restart after retirement is permitted as stipulated under Art. 46 of the 2016 WRC Regulations.

12.8. Power Stage

There will be a regroup before the start of the Power Stage (SS 21), as live TV coverage will be carried out (WRC Regs Art 13.3.2).

12.9. End of Power Stage

For the purpose of Live TV there will be interviews at the STOP control of the stage. The Organisers, in conjunction with WRC Promoter, may stop any car and its crew on the road section immediately after the STOP control of the stage, so that they can take part in media interviews and a made-for-TV podium ceremony. These crews will be directed by officials at the STOP control of the stage. If necessary, additional time for the road section to TC 21A will be given by an official at this location on the time card.

12.10. On Board Cameras

As per article 65.1 of the WRC Regulations the entrant of any car, which carries an on-board camera, must have the prior agreement of the Promoter.

Authorized cameras will be identified by an adhesive decal and must be mounted in the car at the time of scrutineering.

Competitors wishing to use a camera must supply the following information to the Promoter (accreditation@wrc.com) at least one week before the start of reconnaissance: Entrant name, car number, entrant address and intended use of footage.

13. IDENTIFICATION OF OFFICIALS

The post chiefs will be identified as follows:

Stage Commander:	Blue Tabard
Stage Safety Officer:	Green Tabard / Yellow Reflective Tabard
Doctor/Medic:	White overall with "Doctor" legend
Scrutineering:	Purple overall
CRO:	Red Jacket with "CRO" legend
Control Officials:	Orange Tabard
Safety Marshals:	Yellow Tabards

14. PRIZES

Trophies will be awarded as follows:

- **Winning Manufacturer:** 1st: One Trophy
- **Overall Classification:** 1st, 2nd, 3rd, 4th and 5th : Two Trophies
- **FIA WRC 2 Classification:** 1st, 2nd and 3rd : Two Trophies
- **FIA WRC 3 Classification:** 1st, 2nd and 3rd : Two Trophies
- **Class Classification as WRC Art. 4.4:** 1st : Two Trophies
- **Bernard Audibert Cup:**

Two cups awarded to the best all Mexican classified crew (driver and co-driver).

- **Note:** Other contingency prizes may be awarded.

15. FINAL CHECKS AND PROTESTS

15.1. Final Checks

15.1.1. Post event scrutineering will be held on Sunday March 6th starting at 15:15 hrs in the Scrutineering Hall in Rally Campus.

15.1.2. Those crews selected by the Stewards for final scrutineering will be notified by the clerk of the course and are required to provide the proper equipment and technicians in the Scrutineering Hall in Rally Campus.

15.2. Protest Fees

The amount of the protest fee is: €1,000.

If the protest requires the dismantling and the re-assembling of different parts of a car, the claimant must pay an additional deposit.

The expenses incurred by the work and transport of the car shall be borne by the claimant if the protest is unfounded, or by the competitor against whom the protest is lodged if the claim is upheld.

If the protest is unfounded, and if the expenses incurred by the protest (scrutineering, transport, etc) are higher than the deposit amount, the difference shall be borne by the claimant. Conversely, if the expenses are less, the difference shall be returned to them.

15.3. Appeal Fees

- Sum of the national appeal fee: € 1,000.
- Sum of the international appeal fee: € 6,000.

APPENDIX 1 – PROVISIONAL ITINERARY

Thursday March 4th (Shakedown)

T.C.	Location	Distances			Target Time	1st Car Due
		S.S.	Liaison	Total		
SP	Service Park Out - Rally Campus León					
RZ-0	From Previous Refuel Zone		(0.00)	(0.00)		
	To next Refuel Zone	(5.55)	(32.68)	(38.23)		
SD	Llano Grande		(15.78)	(15.78)	(0:30)	
SD	Shakedown	(5.55)				(9:00)
SP	Service Park IN		(16.90)	(22.45)	(0:45)	
Shakedown Totals		(5.55)	(32.68)	(38.23)		

Shakedown

Thursday March 4th (Start of Rally)

T.C.	Location	Distances			Target Time	1st Car Due
		S.S.	Liaison	Total		
0	Start of Rally - Rally Campus León					18:00
RZ-1	From Previous Refuel Zone		0.00	0.00		
	To next Refuel Zone	5.69	127.21	130.60		
0A	Time Control - Silao Square In		35.40	35.40	0:50	18:50
0B	Time Control - Silao Square Out		0.19	0.19	0:15	19:05
0C	Time Control - Teatro Juárez		23.17	23.17	0:45	19:50
1	Ceremonial Start - Alhondiga		0.76	0.76	0:10	20:00
SS 1	Monster Street Stage GTO (LIVE TV)	1.09				20:10
2	Autodromo León		43.05	44.14	1:05	21:15
SS 2	Super Special 1	2.30				21:30
SS 3	Super Special 2	2.30				21:35
3A	Overnight Regroup IN (Early Check-in permitted)		24.64	26.94	0:45	22:20
Thursday Totals		5.69	127.21	130.60		

Section 1

Version 2.1

Friday March 5th

T.C.	Location	Distances			Target Time	1st Car Due
		S.S.	Liaison	Total		
3B	Overnight Regroup OUT - Service A IN					8:00
SP-A	Rally Campus Service Park	(5.69)	(127.21)	(130.60)	0:15	
3C	Service A OUT					8:15
RZ-2	From Previous Refuel Zone	5.69	127.21	130.60		
	To next Refuel Zone	0.00	53.79	108.00		
4			51.31	51.31	1:00	9:15
SS 4	El Chocolate 1	54.21				9:18
	Refuel All (Santa Rosa)		(2.48)	(56.69)		
RZ-3	From Previous Refuel Zone	54.21	53.79	108.00		
	To next Refuel Zone	16.77	67.51	84.28		
5			3.77	57.98	1:20	10:38
SS 5	Las Minas 1	15.36				10:41
6	Rally Campus, León		64.81	80.17	1:30	12:11
SS 6	Street Stage León	1.41				12:14
6A	Regroup -Tech Zone IN		1.41	2.82	0:20	12:34
6B	Regroup OUT - Service B IN				0:20	12:54
SP-B	Rally Campus Service Park	(70.98)	(121.30)	(192.28)	0:30	
6C	Service B OUT					13:24
RZ-4	From Previous Refuel Zone	16.77	67.51	84.28		
	To next Refuel Zone	54.21	53.79	108.00		
7			51.31	51.31	1:00	14:24
SS 7	El Chocolate 2	54.21				14:27
	Refuel All (Santa Rosa)		(2.48)	(56.69)		
RZ-5	From Previous Refuel Zone	54.21	53.79	108.00		
	To next Refuel Zone	19.96	72.82	90.48		
8			3.77	57.98	1:20	15:47
SS 8	Las Minas 2	15.36				15:50
9	Autodromo León		46.96	62.32	1:15	17:05
SS 9	Super Special 3 (LIVE TV)	2.30				17:20
SS 10	Super Special 4 (LIVE TV)	2.30				17:25
10A	Tech Zone IN		24.57	26.87	0:45	18:10
10B	Tech Zone OUT - Parc Fermé IN				0:10	18:20
10C	Parc Fermé OUT - Flexi-Service C IN					
SP-C	Rally Campus Service Park	(74.17)	(126.61)	(198.48)	0:45	
10D	Flexi-Service C OUT - Parc Fermé IN	For classified cars, except re-starting crews, 10D closes at				22:00
Friday Totals		145.15	247.91	390.76		

Version 2.1

Section 2

Section 3

Saturday March 6th

T.C.	Location	Distances			Target Time	1st Car Due
		S.S.	Liaison	Total		
10E	Overnight Regroup OUT - Service D IN					8:15
SP-D	Rally Campus Service Park	(0.00)	(0.00)	(0.00)	0:15	
10F	Service D OUT					8:30
RZ-6	From Previous Refuel Zone	19.96	72.82	90.48		
	To next Refuel Zone	30.38	27.13	57.51		
11	Mesa de Reyes		15.82	15.82	0:30	9:00
SS 11	Ibarrilla	30.38				9:03
	Refuel All (Alfaro)		(11.31)	(41.69)		
RZ-7	From Previous Refuel Zone	30.38	27.13	57.51		
	To next Refuel Zone	49.77	56.60	106.37		
12	San Juan de Otates		22.87	53.25	1:15	10:18
SS 12	Otates 1	42.62				10:21
13	Arperos		2.31	44.93	0:55	11:16
SS 13	El Brinco 1	7.15				11:19
13A	Regroup - Tech Zone IN		42.73	49.88	1:15	12:34
13B	Regroup OUT - Service E IN				0:30	13:04
SP-E	Rally Campus Service Park	(80.15)	(83.73)	(163.88)	0:30	
13C	Service E OUT					13:34
RZ-8	From Previous Refuel Zone	49.77	56.60	106.37		
	To next Refuel Zone	16.47	41.04	57.51		
14	Mesa de Reyes		15.82	15.82	0:31	14:05
SS 14	Agua Zarca (LIVE TV)	16.47				14:08
	Refuel All (Alfaro)		(25.22)	(41.69)		
RZ-9	From Previous Refuel Zone	16.47	41.04	57.51		
	To next Refuel Zone	54.37	62.25	114.32		
15	San Juan de Otates		36.78	53.25	1:25	15:33
SS 15	Otates 2	42.62				15:36
16	Arperos		2.31	44.93	0:55	16:31
SS 16	El Brinco 2	7.15				16:34
17	Autodromo León		23.19	30.34	0:40	17:14
SS 17	Super Special 5	2.30				17:29
SS 18	Super Special 6	2.30				17:34
18A	Tech Zone IN		25.19	27.49	0:45	18:19
18B	Tech Zone OUT - Parc Fermé IN				0:10	18:29
18C	Parc Fermé OUT - Flexi-Service F IN					
SP-F	Rally Campus Service Park	(70.84)	(103.29)	(171.83)	0:45	
18D	Flexi-Service F OUT - Parc Fermé IN					
18E	Parc Fermé OUT				1:45	20:14
19	Rally Campus, León		2.21	2.21	0:13	20:27
SS 19	Street Stage Rock & Rally León	1.41				20:30
19A	Overnight Regroup IN (Early Check-in permitted)		1.41	2.82	0:10	20:40
Saturday Totals		152.40	190.64	340.74		

Version 2.1

Section 4

Section 5

Section 6

Sunday March 7th

T.C.	Location	Distances			Target Time	1st Car Due
		S.S.	Liaison	Total		
19E	Overnight Regroup OUT - Service G IN					7:00
SP-G	Rally Campus Service Park	(0.00)	(0.00)	(0.00)	0:15	
19F	Service G OUT					7:15
RZ-10	FIA Refuel (Rally Campus)	55.78	65.87	119.35		
	Pump Refuel (Pemex)	0.00	32.26	32.26		
	Refuel All (Comanilla)		(32.26)	(32.26)		
RZ-11	From Previous Refuel Zone	0.00	32.26	32.26		
	To Final Parc Fermé	80.00	7.00	87.00		
20			33.58	33.58	0:45	8:00
SS 20	Guanajuato	80.00				8:03
	Refuel All (Camino a Comanja)		(5.68)	(85.68)		
RZ-12	From Previous Refuel Zone	80.00	7.00	87.00		
	To Final Parc Fermé	96.47	131.42	227.89		
20A	Regroup IN - Tech Zone IN		21.75	101.75	2:30	10:33
20B	Regroup OUT - TFZ IN				1:00	11:33
TFZ	Tyre Fitting Zone	(80.00)	(55.33)	(135.33)	0:10	
20C	TFZ OUT					11:43
21			14.42	14.42	0:22	12:05
SS 21	Agua Zarca Power Stage (LIVE TV)	16.47				12:08
21A	Tech-Zone IN		43.67	60.14	1:00	13:08
21B	Tech Zone Out - Service H IN				0:03	13:11
SP-H	Rally Campus Service Park	(16.47)	(58.09)	(74.56)	0:10	
21C	Service H OUT - Finish Area IN					13:21
	Finish Podium		(0.93)	(0.93)		14:30
	Parc Fermé		(1.00)	(1.00)		
Sunday Totals		96.47	113.42	209.9		

Version 2.1

TOTALS OF THE RALLY

DAY	S.S.	Liaison	Total	%
Thursday March 4th (Start of Rally)	5.69	127.21	130.60	4%
Friday March 5th	145.15	247.91	390.76	37%
Saturday March 6th	152.40	190.64	340.74	45%
Sunday March 7th	96.47	113.42	209.89	46%
Total	399.71	679.18	1,071.99	37%

APPENDIX 2 – PROVISIONAL RECONNAISSANCE SCHEDULE

P1 and WR Cars

Stages		From	To	Pass	Window	SS Km
Tuesday						
4/7	El Chocolate	7:00	10:30	2	3:30	54.21
5/8	Las Minas	8:00	11:30	2	3:30	15.36
1	Guanajuato Street	10:30	12:30	2	2:00	1.09
20	Guanajuato	12:00	17:30	2	5:30	80.00
SS	Shakedown	17:00	18:00	2	1:00	5.55
Wednesday						
12/15	Otates	7:00	11:00	2	4:00	42.62
13/16	El Brinco	7:30	11:30	2	4:00	7.15
2/3/9/10/17/18	Super Special	10:30	12:30	2	2:00	2.30
11/14/20	Ibarrilla/Agua Zarca	11:30	15:30	2	4:00	30.38
6/19	Street Leon	14:30	16:00	2	1:30	1.41

P2, P3 and Others

Stages		From	To	Pass	Window	SS Km
Tuesday						
4/7	El Chocolate	7:30	11:00	2	3:30	54.21
5/8	Las Minas	8:30	12:00	2	3:30	15.36
1	Guanajuato Street	11:00	13:00	2	2:00	1.09
20	Guanajuato	12:30	18:00	2	5:30	80.00
SS	Shakedown	17:30	18:30	2	1:00	5.55
Wednesday						
12/15	Otates	7:30	11:30	2	4:00	42.62
13/16	El Brinco	8:00	12:00	2	4:00	7.15
2/3/9/10/17/18	Super Special	11:00	13:00	2	2:00	2.30
11/14/20	Ibarrilla/Agua Zarca	12:00	16:00	2	4:00	30.38
6/19	Street Leon	15:00	16:30	2	1:30	1.41

*The SSS start will not be given to different priority groups on the same run as time schedules overlap.

APPENDIX 3 – COMPETITORS' RELATIONS OFFICERS



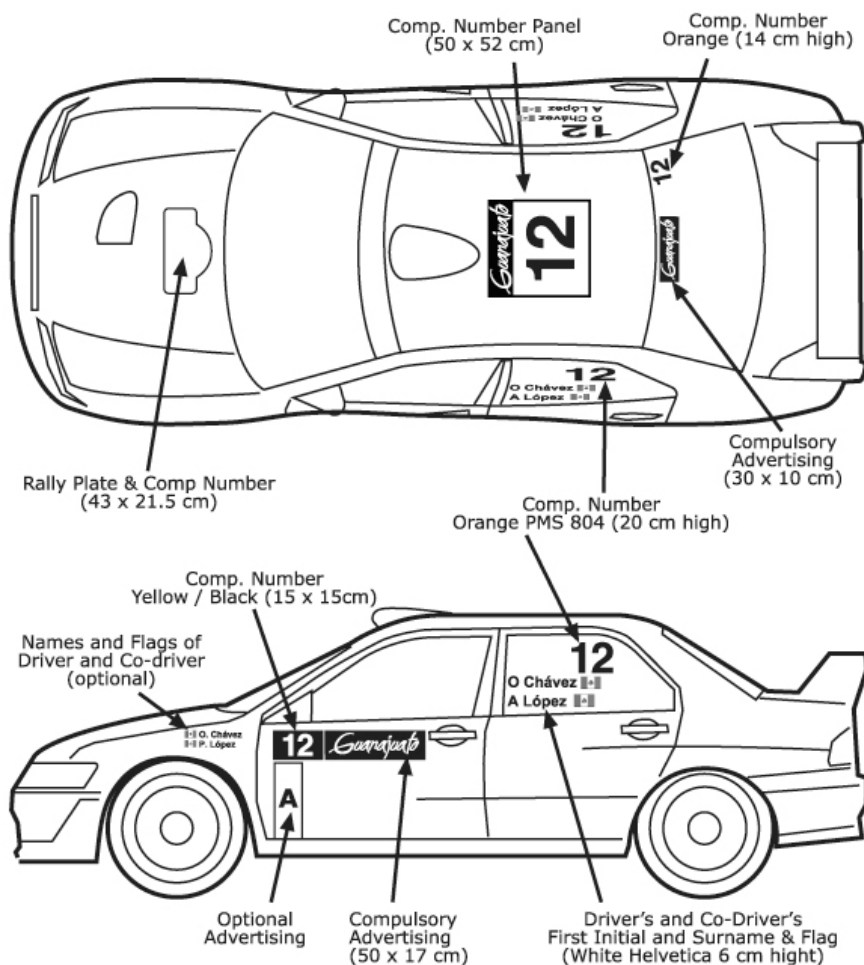
Ernesto Bachtold
 ernesto@rallymexico.com
 Spanish – English – German

The Competitors' Relations office is located in the Service Park next to the Rally Secretariat.

A detailed schedule of the CRO activities will be published on the Bulletin Board.

APPENDIX 4 – COMPETITION NUMBERS AND ADVERTISING

Size and colours for the competition numbers will follow Article 18 of the 2016 FIA WRC Regulations. The competition numbers and the optional advertising must be affixed according to the following diagram:



A: Optional Advertising (15x35cm vertical).

Optional advertising will be announced in a bulletin.

APPENDIX 5 - SAFETY REQUIREMENTS

All the entrants and drivers are reminded of the Appendix L to the 2016 FIA International Sporting Code, in particular regarding Chapter III – Drivers' Equipment (helmets, flame-resistant clothing, frontal head restraint (FHR) and safety belts).

Clothing comprising overalls, gloves (optional for co-drivers), long underwear, balaclavas, socks and shoes must be homologated to FIA 8856-2000.

These regulations also apply to the Shakedown stage.

APPENDIX 6 – SIT – SAFETY TRACKING SYSTEM

1 SIT Sports Tracking Unit

The SIT Sports Tracking unit must be fitted and connected in all competitors' cars before arrival at scrutineering, where it will be checked by SIT Sports engineers.

The tracking unit must be used together with the tracker base; this allows the quick fitting and removal of the unit. The unit and the base must be firmly mounted to a solid surface to avoid extreme shock or vibration excessive. Please be sure that the base preserves its original shock absorbing link pad, it also helps reduce vibration

IMPORTANT! Any problems must be dealt with during the 10' service so the unit has to be easy to reach and remove.



Front view



Back view

Unit Dimensions

105mm x 169mm x 60.5mm (WxLxH)

Weight: 0.980 Kg

GSM – Fackra female (red)

GPS 1 – Fackra female (blue)

GPS 2 – SMA female

UHF – PL259 female

(NOTE: All antennas will be supplied with the Tracker)

Tracker Base Dimensions

115mm x 176mm x 29mm (WxLxH)

Weight: 0.097 Kg


The tracker box must be strongly attached to the base with two Velcro straps and secured with a full round Ty-rap.



2

FIA Safety Emergency console

The FIA Emergency Console must be easily accessible by both the driver and the co-driver and fitted in a place where the lights, especially the Yellow Flag LED, **can immediately be seen by the crew while driving on stage.** The driver and the co-driver must be able to access the console with the seatbelt fastened.



Safety Emergency console

Buttons, lights and Interface Description

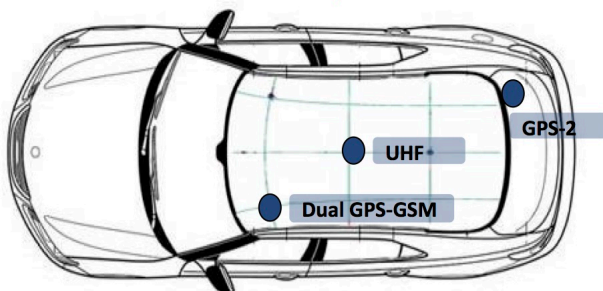
1. SOS switch: This switch (protected with a cover to avoid accidental use) must be activated in case of emergency in order to raise the alarm.
 - Deactivate the switch to cancel SOS if there is no emergency.
2. Yellow Flag LED: this light will flash if Clerk of the Course activates the Electronic Yellow Flag. There is also a continuous beep when the light is on.
3. Console status (green light)
 - Light flashing slowly (100 ms ON/2sec OFF): console is ON and functioning normally.
 - Light flashing rapidly (300ms ON / 300ms OFF): emergency mode (SOS switch is activated).
 - Light off: console is turned OFF.
4. OK button (yellow flag confirmation)
 - Press the button to confirm to the Clerk of the Course that you have seen the Yellow Flag.
 - **If stopped on stage and there is no emergency, press the button.**

3

Antennas

The SIT Sports Tracking unit needs three antennas: UHF, dual GPS-GSM and GPS2 Antennas. UHF and dual GPS-GSM antennas must be installed on the roof of the car and the GPS2 antenna inside the car with a clear view to the sky, i.e. attached to the rear window. Please check the following drawing and install the antennas according to the recommended set-up:

Antenna Set-up



IMPORTANT! All the antennas should be separated at least 700 mm from any other antenna (live TV patch, live TV UHF antenna, voice radio VHF antennas, etc.).

The antenna cables should be routed away from the vehicle wiring when possible.

UHF Antenna. Should be installed centered in the middle of the roof.



A hole should be made to fix the antenna on the roof.

IMPORTANT! Carefully match the PL259 antenna connector antenna to the radio and do not use any adaptor or connector.

If there is any excess coax cable do not coil the cable. Coiling coax cable will cause transmit problems and limit radio range.

Dual GPS-GSM Antenna and GPS-2 Antenna



Dual GPS – GSM Antenna

- Cable length: 2500 mm
- Connector: Fackra x 2 (Blue GPS / Red GSM)

GPS 2 Antenna

- Cable length: 3000 mm
- Connector: SMA male


4

Installation

SIT Sports will provide with only one 'Y' power splitter cable, the main end of this cable should be connected to the tracking box and the two other ends to the safety console and power supply (+VCC, Ground and Ignition).

Please ensure direct connection to power (+12VDC) before the circuit breaker with a 5A fuse protection. The ignition line must supply +12VDC too (it can be connect to the same terminal that +VCC).

Do not cut, shorten or bend the cable especially near the connector.



Wiring and power supply

Signal	Cable
VCC (+12V)	Red
GROUND	Blue
IGNITION	Yellow

- The red and blue wires should be directly connected to the battery before the master switch.
- The yellow wire must be connected to 12 volts (it can be connect to the same terminal that VCC – red wire -).

During installation, try to route the DC battery leads, the antenna lead or any accessory wires away from the engine compartment, ignition or alternator wiring.

Higher frequency electrical interference caused by electric motors can be suppressed directly at the motor terminals.

Please **pay special attention to the grounding**. It is important to guarantee a good ground in the UHF antenna. This grounding practice is especially important when there are other sensitive electronic components (e.g. MCUs, analog circuits) as the noise induced in the ground loop by the ground current can be significant if not taken care of properly

5

IMPORTANT REMARKS

In order to reduce the level of RF interference, please observe the following precautions when you install.

- Place the tracking unit as far away from the motor as physically possible.
- Keep the antenna cable separated from the engine compartment and power cables.
- Place all antennas away from the motor.
- Install the UHF antenna as far as possible away from the ECU and sensors of the vehicles electronic system.
- Install the antenna feeder at least 200 mm (7.87in.) away from the ECU and sensors of the vehicles electronic systems.
- Avoid winding the antenna feeder together with the other wiring as much as possible, and also avoid running the antenna feeder parallel with other wire harnesses.
- Check that the UHF antennas is correctly adjusted and recheck the RF ground system, the RF grounding system is highly recommended to be separately from the DC or electrical ground.
- Please inform about any other mobile communications system installed that may be affecting the UHF communication.
- Check the grounding you are using.

Please also remember:

The SIT Sports tracking unit and base must be fitted and connected before arrival at scrutineering where it will be checked by SIT Sports engineers.

If you retire from the rally you must return all tracking equipment to SIT Sports at the Service Park as it was given to you, as soon as possible.

Any damage to the system will have to be paid for by the competitor. A complete price list is available from SIT Sports.

The SIT Sports Tracking unit, base, transponders and any other loaned equipment must be removed during the final service and returned to SIT Sports within 30 minutes of the closing of the final Time Control.