

rally4

AUSTRALIA

KENNARDS HIRE



2018 SUPPLEMENTARY REGULATIONS



RALLYAUSTRALIA.COM.AU



TABLE OF CONTENTS

1. INTRODUCTION	1
1.1 AUTHORITY	1
1.2 ROAD SURFACES	1
1.3 DISTANCES	1
2. ORGANISATION	1
2.1 FIA TITLES FOR WHICH THE RALLY COUNTS	1
2.2 VISA NUMBERS – FIA AND ASN	2
2.3 ORGANISER'S NAME, ADDRESS & CONTACT DETAILS	2
2.4 ORGANISATION & ORGANISING COMMITTEE	2
2.5 STEWARDS OF THE MEETING	2
2.6 FIA DELEGATES	3
2.7 SENIOR OFFICIALS	3
2.8 LOCATION OF HEADQUARTERS	4
2.9 OFFICIAL NOTICE BOARD LOCATION	4
3. PROGRAMME AND CRITICAL DEADLINES	5
3.1 SCHEDULE BEFORE THE RALLY WEEK	5
3.2 SCHEDULE DURING THE RALLY WEEK	5-8
4. ENTRY DETAILS	9
4.1 CLOSING DATE FOR ENTRIES	9
4.2 ENTRY PROCEDURE	9
4.3 NUMBER OF COMPETITORS ACCEPTED & CLASSES	9-10
4.4 ENTRY FEES & PACKAGES	11
4.4.1 WRC REGISTERED COMPETITORS	11
4.4.2 NON WRC REGISTERED & PRIVATEER COMPETITORS	11
4.4.3 RECONNAISSANCE ONLY	11
4.4.4 AUXILIARY PLATE (EACH)	11
4.4.5 ENTRY PACKAGES FOR NON WRC REGISTERED & PRIVATEER COMPETITORS	11
4.5 PAYMENT DETAILS	12
4.6 REFUNDS	12
5. INSURANCE	13
5.1 INSURANCE	13

5.2 ACCIDENTS	13
6. ADVERTISING AND IDENTIFICATION	13
6.1 RESTRICTIONS	13
6.2 THE ORGANISER'S ADVERTISING	13
6.3 COMPETITION NUMBERS AND RALLY PLATES	13
7. TYRES	14
7.1 COMPETITION TYRES	14
7.2 TYRE QUANTITIES	14
7.3 RECONNAISSANCE TYRES	14
8. FUEL	15
8.1 ORDERING PROCEDURE AND PRICE	15
8.1.1 NON PRIORITY DRIVERS	15
8.2 CLOSING DATE FOR FUEL	16
9. RECONNAISSANCE	16
9.1 PROCEDURE FOR REGISTRATION	16
9.2 SPECIFICATIONS, NATIONAL RESTRICTIONS & SPEED LIMITS	16
9.2.1 PASSAGES	16
9.2.2 SPEED LIMITS	17
9.3 SPEED CONTROL CHECKING DEVICES	17
9.4 PARTICIPATION IN RECONNAISSANCE ONLY	17
9.5 RECONNAISSANCE VEHICLE IDENTIFICATION	17
10. ADMINISTRATION CHECKS	18
10.1 DOCUMENTS TO BE PRESENTED	18
10.2 LOCATION OF ADMINISTRATIVE CHECKS	18
11. SCRUTINEERING INCLUDING MARKING & SEALING	18
11.1 VENUE AND TIMETABLE	18
11.1.1 MANUFACTURERS CARS	18
11.1.2 OTHERS	19
11.2 MUD FLAPS	19
11.3 WINDOWS	19
11.4 DRIVER'S SAFETY EQUIPMENT	19
11.5 NOISE	19
11.6 INSTALLATION OF FIA SAFETY TRACKING SYSTEM	19

11.7 ON BOARD CAMERAS.....	20
12. OTHER PROCEDURES.....	20
12.1. CEREMONIAL START PROCEDURE AND ORDER	20
12.2 FINISH PROCEDURE.....	20
12.3 PERMITTED EARLY CHECK IN	20
12.4 STARTING SYSTEM OF SPECIAL STAGES	20
12.4.1 RALEIGH SPECIAL STAGE	21
12.4.2 DESTINATION NSW SUPER SPECIAL STAGE	21
12.5 SPECIAL PROCEDURES.....	21
12.5.1 INCIDENT ON A SPECIAL STAGE.....	21
12.5.2 NOTIFICATION OF TRAFFIC OFFENCE NOTICE	22
12.5.3 TIME CARDS	22
12.5.4 FIRE SUPPRESSION IN THE SERVICE PARK	22
12.5.5 ENVIRONMENTAL DAMAGE	22
12.5.6 CREW BREATH TESTING	22
12.6 OFFICIAL TIME.....	22
12.7 POWER STAGE	22-23
12.9 CARWASH	23
12.10 DRIVERS' SAFETY BRIEFING.....	23
12.11 REGROUPS PRIOR TO LIVE TV STAGE (SS21) & POWER STAGE (SS24)	23
12.12 HOLDING AREAS.....	23
12.13 MEET THE DRIVERS END OF DAY MEDIA	24
13. IDENTIFICATION OF OFFICIALS.....	24
14. PRIZES.....	24
14.1 OVERALL CLASSIFICATION	24
14.2 MANUFACTURER.....	24
14.3 WRC 2 AND WRC 3 (EACH)	24
14.4 AUSTRALIAN AWARD	24
15. FINAL CHECKS & PROTESTS	25
15.1 FINAL CHECK – ATTENDANCE & LOCATION.....	25
15.2 PROTEST FEES.....	25
15.3 APPEAL DEPOSIT	25
16. MEDIA.....	25
16.1 ACCREDITATION DESK – LOCATION AND OPENING HOURS	25

16.2 MEDIA CENTRE – LOCATION AND OPENING HOURS	26
16.3 MEDIA SAFETY BRIEFING	26
16.4 FIA PRESS CONFERENCES – TIME AND LOCATION.....	26
16.5 END OF DAY MEET THE CREWS	26
APPENDIX 1 - ITINERARY	27-29
APPENDIX 2 – RECCE SCHEDULE	30-31
APPENDIX 3 – COMPETITOR RELATIONS OFFICERS.....	32
APPENDIX 4 – COMPETITION NUMBERS & ADVERTISING	33
APPENDIX 5 – DRIVERS EQUIPMENT.....	34
APPENDIX 6.1 SAS FITTING KIT MANUAL – RALLY CAR.....	35-42
APPENDIX 6.2 SAS TRACKER COMPETITOR USER MANUAL.....	43-53

1. INTRODUCTION

1.1 AUTHORITY

This rally will be run in compliance with the FIA International Sporting Code (and its appendices), the 2018 FIA World Rally Championship Sporting Regulations, the National Sporting Regulations which comply with the FIA regulations and these Supplementary Regulations.

Modifications, amendments and/or changes to these Supplementary Regulations will be announced by only numbered and dated Bulletins (issued by the organiser or the Stewards).

Additional information will be published in Rally Guide 2 (RG2) issued on Monday 15th October 2018.

The 2018 FIA World Rally Championship Sporting Regulations can be found on the FIA website:
<http://www.fia.com/regulation/category/119>

1.2 ROAD SURFACES

All Special Stages will be run on gravel except for the Raleigh Special Stage & the Destination NSW Super Special Stage which will be mainly tarmac.

1.3 DISTANCES

Special Stages Distance: 318.64km

Total Distance: 1017.07km

2. ORGANISATION

2.1 FIA TITLES FOR WHICH THE RALLY COUNTS

FIA World Rally Championship for Drivers

FIA World Rally Championship for Co-Drivers

FIA World Rally Championship for Manufacturers

FIA WRC2 Championship for Teams

FIA WRC2 Championship for Drivers

FIA WRC2 Championship for Co-Drivers

FIA WRC3 Championship for Teams

FIA WRC3 Championship for Drivers

FIA WRC3 Championship for Co-Drivers

2.2 VISA NUMBERS – FIA AND ASN

FIA Visa No.: 13WRC/130918

ASN Visa No.: 818/201/01

2.3 ORGANISER'S NAME, ADDRESS & CONTACT DETAILS

Name of Organisers: Rally Australia Pty Limited
National Sporting Authority: Confederation of Australian Motor Sport Ltd (CAMS)
Postal: Po Box 1234, Coffs Harbour, NSW, 2450, Australia
Physical: 1st Floor, City Boulevard Arcade, Coffs Harbour,
NSW, 2450, Australia
Telephone: +61 (0)2 6648 4972
Email: competitors@rallyaustralia.com.au (Competitor enquiries)
services@rallyaustralia.com.au (Administration and
other enquires)
Website: www.rallyaustralia.com.au

2.4 ORGANISATION & ORGANISING COMMITTEE

Board of Directors: Ben Rainsford (Chairman), Andrew Papadopoulos, Don Davies, Stephen Found, Steve McGrath, Peter Marcovich.

Organising Committee & Sporting Council: Wayne Kenny, Peter Macneall, Adrian Stafford, Belinda Howard, Brian Everitt, Ian Bigg, Alan Vaughan, Dr Matt Croxford, Catherine Clyne, Adrian Coppin, Chris Nixon, Jennifer Dowd, Graeme Kady, Melissa Felton, Colin Trinder.

To contact any of the above please email services@rallyaustralia.com.au and your email will be forwarded.

2.5 STEWARDS OF THE MEETING

Appointed by the FiA:	Mrs Waltraud Wunsch
Appointed by the FiA:	Mr Carlos Remohi
Appointed by ASN:	Mr Chris McMahon
Secretary of Stewards:	Mrs Yvonne Gilli

2.6 FIA DELEGATES

FiA Sporting Delegate:
FiA Safety Delegate:
FiA Medical Delegate:
FiA Media Delegate:
FiA Technical Delegate:
FiA Assistant to Technical Delegate:
FiA Assistant to Technical Delegate:
FiA Assistant to Technical Delegate:

Arnaud Crépin
Ms Michèle Mouton
Dr Rik Hagen
Ms Hayley Gallagher
Mr Jérôme Toquet
Mr Karmo Uusmaa
Mr Clement Clerc
Mr Lionel Berard

2.7 SENIOR OFFICIALS

Clerk of the Course:
Deputy Clerks of the Course:

Assistant Clerks of the Course:

Sporting Director:
Secretary of the Rally:
Chief Safety Officer:
Public Safety Officer:
Spectator Services:

Chief Scrutineer:
Chief Medical Officer:
National Press Officer:
Competitor Relations Officers:

Police & Gov't Liaison Officer:
Service Park Co-ordinator:
Results Co-ordinator:
Operations Manager:
Marketing Manager:
Environmental Manager:
Helicopter Liaison:

Mr Wayne Kenny
Mr Peter Macneall
Mr Brian Everitt
Mrs Belinda Howard
Mr Alan Vaughan
Mr Ian Bigg
Mr Adrian Stafford
Mrs Leanne Betts
Mrs Belinda Howard
Mr Ian Bigg
Mr Rob Easton
Mrs Kate Mitchell
Mr Laurie Cunningham
Mr Brian Whelband
Dr Matthew Croxford
Mr Chris Nixon
Mr Robert Whyatt
Mr James Scott
Mr Alan Vaughan
Mr Paul Woodward
Ms Cass Gray
Mr Adrian Coppin
Mrs Jennifer Dowd
Mr Colin Trinder
Mr David Adamson

2.8 LOCATION OF HEADQUARTERS

Address: Opal Cove Resort, Pacific Hwy, Coffs Harbour,
NSW 2450, Australia
Telephone: +61(0)2 6648 4972
Facsimile: +61(0)2 6648 4975
Email: info@rallyaustralia.com.au (during event only)
Website: www.rallyaustralia.com.au

RECEPTION FOR RALLY HQ WILL BE OPEN DURING THE EVENT:

Monday 12th November	8am to 8pm
Tuesday 13th November	8am to 8pm
Wednesday 14th November	8am to 8pm
Thursday 15th November	8am to 8pm
Friday 16th November	8am to 8pm
Saturday 17th November	8am to 8pm
Sunday 18th November	8am to 5pm
Monday 19th November	8am to 10am

2.9 OFFICIAL NOTICE BOARD LOCATION

The official notice board will be placed at Rally HQ, Opal Cove Resort. In addition, all official documents will be published on the Rally Australia Website at <https://rallyaustralia.com.au/wrc-notice-board/>

3. PROGRAMME AND CRITICAL DEADLINES

3.1 SCHEDULE BEFORE THE RALLY WEEK

(Times shown are AEDT)

Thursday 13th September 2018	Entries Open, Supplementary Regulations published on website
Wednesday 19th September 2018	Opening date for accreditation by international media to FIA
Tuesday 2nd October 2018	Closing date for ordering FIA fuel
Monday 15th October 2018	Entries close, Road Books and Rally Guide 2 available, closing date for Radio Licence Applications and Helicopter Registrations
Wednesday 17th October 2018	Australian Media event accreditation closes
Friday 19th October 2018	Publication of Entry List (subject to approval by the FIA)
Monday 22nd October 2018	Closing date for ordering Pump Fuel
Wednesday 24th October 2018	Closing date for accreditation requests from international media

3.2 SCHEDULE DURING THE RALLY WEEK

(Times shown are AEDT)

SATURDAY 10TH NOVEMBER 2018

1000hrs-2000hrs Opening of the Service Park (Rally Central) for WRC, WRC2 & WRC3 Teams

SUNDAY 11TH NOVEMBER 2018

0900hrs-2000hrs Opening of the Service Park (Rally Central) to Non-Priority Drivers

MONDAY 12TH NOVEMBER 2018

0700hrs Service Park Open for all competitors

0800hrs-2000hrs Rally Office Open Rally HQ

0900hrs-2000hrs	Administrative Checks (by appointment)	Rally HQ
0900hrs-2000hrs	Reconnaissance Registration (by appointment)	Rally HQ
1800hrs-2000hrs	Collection of Reconnaissance GPS Trackers	SAS (RallySafe) Office, Service Park (Rally Central)

TUESDAY 13TH NOVEMBER 2018

0800hrs-2000hrs	Rally Office Open	Rally HQ
0800hrs-1700hrs	Day 1 Reconnaissance (according to schedule in Appendix 2)	
0900hrs-2000hrs	Administrative Checks	Rally HQ
1400hrs-1800hrs	Media Accreditation	Media Centre

WEDNESDAY 14TH NOVEMBER 2018

0800hrs-1500hrs	Day 2 Reconnaissance (according to schedule in Appendix 2)	
0800hrs-1800hrs	Media Accreditation	Media Centre
0800hrs-2000hrs	Rally Office Open	Rally HQ
0800hrs-2000hrs	Media Centre Open	Media Centre
1000hrs-1330hrs	Scrutineering & Sealing for WRC – P1 (by appointment)	Service Park (Rally Central)
1300hrs-1400hrs	Checking of weight for Manufactur- ers cars	Service Park (Rally Central)
1500hrs-2200hrs	Technical Scrutineering & Component Sealing for P2, P3 and Non-Priority drivers	Automotive Facility, Coffs Harbour Education Campus
1500hrs-1700hrs	FIA Rally Tracking GPS available for collection	SAS (RallySafe) Office, Service Park (Rally Central)

1600hrs	WRC Team Managers Meeting (FIA Registered teams only)	Rally HQ
1700hrs	Media Safety Briefing	Media Centre
1800hrs-2000hrs	Return of Reconnaissance GPS Trackers	SAS (RallySafe) Office, Service Park (Rally Central)
1930hrs	Drivers Safety Briefing	Rally HQ

THURSDAY 15TH NOVEMBER 2018

0800hrs-2000hrs	Rally Office Open	Rally HQ
0800hrs-2000hrs	Media Accreditation & Media Centre Open	Media Centre
0800hrs-0930hrs	Shakedown – WRC P1	Wedding Bells State Forest
0930hrs-1130hrs	Shakedown – Optional for all Priority Drivers	Wedding Bells State Forest
1130hrs-1330hrs	Shakedown – Optional for all Drivers	Wedding Bells State Forest
1330hrs	FIA Pre-Event Press Conference	Media Centre
1600hrs-1830hrs	Rally Show/Ceremonial Start	Coffs Harbour Jetty Foreshore
1800hrs	Publication of Start List Section 1	Website/Official Notice Board
1830hrs	Helicopter Pilot Briefing	Rally HQ

FRIDAY 16TH NOVEMBER 2018

0600hrs-2200hrs	Media Centre Open	Media Centre
0715hrs	Start of Section 1	
0800hrs-2000hrs	Rally Office Open	Rally HQ
1637hrs	Destination NSW Super Special Stage	Coffs Harbour Jetty Foreshore
1930hrs approx.	Meet the Crews Public Q&A	Service Park (Rally Central)
2100hrs	Publication of Start List Section 4	Website & Official Notice Board

SATURDAY 17TH NOVEMBER 2018

0550hrs	Start of Section 4	
0700hrs-2200hrs	Media Centre Open	Media Centre
0800hrs-2000hrs	Rally Office Open	Rally HQ
1656hrs	Destination NSW Super Special Stage	Coffs Jetty
1930hrs approx.	Meet the Crews Public Q&A	Service Park (Rally Central)
2100hrs	Publication of Start List Section 7	Website & Official Notice Board

SUNDAY 18TH NOVEMBER 2018

0600hrs-2200hrs	Media Centre Open	
0600hrs	Start of Section 7	
0800hrs-1700hrs	Rally Office Open	Rally HQ
1318hrs	Power Stage	Wedding Bells
1420hrs	Prize Giving	Wedding Bells Podium
1515hrs	Finish of the Rally	
1600hrs	Final Scrutineering	Automotive Facility, Coffs Harbour Education Campus
1630hrs	FIA Post-Event Media Conference	Media Centre
1900hrs	Publication of Final Provisional Classification	Website & Official Notice Board

MONDAY 19TH NOVEMBER 2018

0800hrs-1200hrs	Media Centre Open	
0800hrs-1100hrs	Rally Office Open	Rally HQ
1800hrs	WRC Gala Dinner	Museum of Contemporary Art, Sydney

4. ENTRY DETAILS

4.1 CLOSING DATE FOR ENTRIES

Entries for all competitors close at 1700hrs AEDT on Monday 15th October 2018.

4.2 ENTRY PROCEDURE

Any non-priority driver wishing to take part in 2018 Rally Australia must fill in the electronic entry form published on the FIA website (<http://registrations.fia.com/wrcaus>). Please note that as the FIA system requires a user ID and a password to access the entry system, leave time for the FIA to open your user account. The user account application can be found through a link from the registration page as given above.

Competitors in the FIA Manufacturers, WRC2 and WRC3 who wish to enter our event to collect points in their respective championships must use the standard FIA electronic entry form available at <http://registrations.fia.com/rally>.

By sending an electronic form, the competitor undertakes to abide by the rules and regulations of the competition, as well as the prescriptions of FIA WRC, Art. 21.5.

Competitors will sign the entry form at the Administrative Checks.

If a competitor cannot make the entry on the internet, he must contact the rally secretariat before close of entries for further instructions.

The entry will only be accepted if accompanied by the total amount of the entry fee, under pain of refusal to start. Proof of payment (a scanned PDF copy of bank documents) must be attached to the entry form on FIA website at phase 7. "Attachments".

4.3 NUMBER OF COMPETITORS ACCEPTED & CLASSES

The maximum number of entries is 80. If more than 80 entries are received the organisers reserve the right to extend this number and to decide which entries among the Non-Priority Drivers will be accepted.

Competitors will be divided into classes in accordance with the present FIA WRC Regulations.

<i>CLASSES</i>	<i>GROUPS</i>
RC1	World Rally Cars: 1.6 T engine
RC2	S2000-Rally: 1.6T engine with a 28mm restrictor S2000-Rally: 2.0 Atmospheric Group R5 (VR5) Group R4 (VR4) Group NR4 over 2000cc (current N4)
RGT	RGT cars
RC3	Group A over 1600cc and up to 2000cc Super 1600 R2 (atmo over 1600cc and up to 2000cc - VR2C and turbo over 1067cc and up to 1333cc-VR2C) R3 (atmo/over 1600cc and up to 2000cc - VR3C and turbo over 1067cc and up to 1333cc-VR3C) R3(turbo/ up to 16200cc/nominal - VR3T) R3 (diesel/up to 2000cc/nominal-VR3D)
RC4	Group A up to 1600cc R2 (atmo over 1390cc and up to 1600cc - VR2B and turbo over 927cc and up to 1067cc-VR2B) Kit-car up to 1600cc Group N over 1600cc and up to 2000cc
RC5	Group N up to 1600cc R1 (atmo up to VR1A/VR1B and turbo up to 1067cc-VR1A/VR1B)

4.4 ENTRY FEES & PACKAGES

4.4.1 WRC REGISTERED COMPETITORS

Fees and Packages for the various World Rally Championships will be those published by the FIA (WRC Regulations Appendix VI) +10% Goods & Services Tax (GST)

4.4.2 NON WRC REGISTERED & PRIVATEER COMPETITORS

With optional advertising AUD \$2,500 (including 10% GST)

Without optional advertising AUD \$3,500 (including 10% GST)

Australian crews entered into the WRC and eligible for the CAMS Australian Rally Championship (ARC) receive a \$1,000 rebate on their entry fee.

4.4.3 RECONNAISSANCE ONLY

AUD \$1,000 + 10% GST

Note: A deposit of €300 is payable for the FIA Reconnaissance Tracking GPS System, which is refundable at the end of the rally, after the receipt of all equipment in a good condition.

4.4.4 AUXILIARY PLATE (EACH)

AUD \$450 (including 10 % GST)

4.4.5 ENTRY PACKAGES FOR NON WRC REGISTERED & PRIVATEER COMPETITORS

PRODUCT

Vehicle Plates

VIP/Guest 1

Service 1

Auxiliary 1

ADMINISTRATION

Regulations Available on rallyaustralia.com.au

Road Book 1(1)

Route Map 2(2)

Programme 1(-)

Rally Guide 2 Available on rallyaustralia.com.au

EVENT-ISSUED PASSES

Team Guest 5

Team Member 5

4.5 PAYMENT DETAILS

Payment of the entry fee can be made by:

Cheque, Bank Draft, Telegraphic Transfer (all charges incurred will be charged to the sender)

Credit Card: Visa/Amex/Diners/MasterCard (a 1.5% surcharge will apply to all credit card transactions)

Bank account details for sending a telegraphic transfer in AU dollars are:

Bank: National Australia Bank
Address: 566 Burke Road, Camberwell, VIC 3124, Australia
Account Name: Rally Australia Pty Ltd
BSB Number: 083 166
Account Number: 82 646 0134
Swift Code: NATAAU3303M

Bank Account Details for sending a telegraphic transfer in Euro are:

Bank: National Australia Bank
Address: 566 Burke Road, Camberwell, VIC 3124, Australia
Account Name: Rally Australia Pty Ltd
BSB Number: 083-166
Account Number: RALAEUR01 (Note: the last two characters are: zero, one)
Swift Code: NATAAU3302S

Please use the drivers surname as reference for all telegraphic transfers.

4.6 REFUNDS

Entry fees will be refunded in full only:

- To candidates whose entry has not been accepted
- In the case of the rally not taking place
- To candidates who withdrew their entry prior to the close of entries

Partial refunds in other circumstances may be provided upon application, at the sole discretion of the Organiser.

5. INSURANCE

5.1 INSURANCE

The entry fee includes the insurance premium to insure the competitors and other parties necessary against third party risks whilst on competitive stages. The indemnity provided under this special insurance is AUD \$100,000,000 per occurrence. The cover is provided for such period as the Organising Permit is in force from 12th-19th November 2018. On liaison sections competitors are insured against bodily injury only via the NSW Nominal Defendants Scheme. Crews involved in accidents resulting in property damage are advised that they may be required to pay up to the first AUD \$5,000.00 of any claim to rectify such property damage.

5.2 ACCIDENTS

In the event of an accident (rally or other) the competitor or his representative must notify the Clerk of the Course in writing within 4 hours. The competitor must provide full details including the name, contact numbers and addresses of those involved and any witnesses.

6. ADVERTISING AND IDENTIFICATION

6.1 RESTRICTIONS

Advertising of tobacco, tobacco products and interactive gambling services is prohibited in Australia.

These laws apply to competing cars, service vehicles, equipment, clothing and advertising.

6.2 THE ORGANISER'S ADVERTISING

Specifications for this signage will be as per Appendix 4.

6.3 COMPETITION NUMBERS AND RALLY PLATES

Competition numbers, rally plates and advertising must be fixed to the car as per Appendix 4 before scrutineering and must be visible for the duration of the rally.

7. TYRES

7.1 COMPETITION TYRES

In addition to complying with Art. 60, 61 and 62 of FIA WRC, the types of tyres accepted for use in Kennards Hire Rally Australia will be given in a bulletin at a later date.

7.2 TYRE QUANTITIES

In line with the provisions of 2018 FIA WRC Sporting Regulations, Article 62.1 the authorised quantities are the following:

World Rally Cars	28 (6 x 4 tyres + 4 tyres)
Other Cars	26 (6 x 4 tyres + 2 tyres)

Tyres used during Shakedown will not count towards the overall quantity.

7.3 RECONNAISSANCE TYRES

The tyres used during reconnaissance must be designed primarily for normal road use meeting the following criteria:

Tyres must not exceed a tread depth of 8.5mm

Straight circumferential grooves may be no wider than 10mm

All other grooves at any angle to the circumference may be no wider than 7mm

8. FUEL

8.1 ORDERING PROCEDURE AND PRICE

All priority drivers must use FIA fuel as provided by the FIA appointed supplier.

See art 58 and 59 of the 2018 FIA WRC Sporting Regulations.

Panta Fuel

Facsimile: +39 0373235156

Email: fuelorder@panta.it

The price of fuel is €5.00 per litre, including service (excl.VAT)

The order form issued by Panta Fuel is available on the Rally Australia website

(www.rallyaustralia.com.au/competitors). It is a condition of supply the payment must be made in full before delivery can be made.

8.1.1 NON PRIORITY DRIVERS

Non-Priority Drivers not using the FIA fuel must use standard pump fuel supplied as follows:

- Friday 16th November 2018: Woolworths Caltex (Coffs Harbour) located in Road Book at 8.5km after Service Park exit. Remote Refuels at Glenreagh dispensed by Panta Fuel (pre order only)
- Saturday 17th November 2018: BP Service Station (Boambee) located in Road Book at 2.5km after service park exit. Remote refuels at Macksville dispensed by Panta Fuel (pre order only)
- Sunday 18th November 2018: BP Service Station (Coffs Harbour) located in Road Book at 1.4km after Service Park exit.

Competitors entered in accordance with Art 4.4 of the WRC Sporting Regulations are permitted to use fuel complying with CAMS Australian Rally Championship (ARC) regulations and to use the National refuel areas adjacent to the FIA fuel locations.

For environmental and safety reasons, all crews must use the provided refuel locations, except as provided by Art.50 of the FIA WRC Sporting Regulations.

8.2 CLOSING DATE FOR FUEL

All crews using FIA fuel must place their fuel order directly with Panta Fuel no later than Tuesday 2nd October 2018.

All crews requiring standard pump fuel at the Remote Refuels, must place their fuel order using the Pump Fuel Order Form on the website www.rallyaustralia.com.au/competitors and lodge with the organisers by Monday 22nd October 2018.

9. RECONNAISSANCE

9.1 PROCEDURE FOR REGISTRATION

All crews taking part in reconnaissance must register at Rally Headquarters to obtain all the necessary documentation before commencing their reconnaissance.

Registration for reconnaissance can be completed at the following times:

Monday 12th November 2018: 0900-2000hrs

For Priority 1 Drivers, a team member duly designated in writing can collect the documentation. Other crews may have another team member collect their documentation only if there are no outstanding matters on the entry form, otherwise they must register in person.

When registering for reconnaissance the competitor must give the Organiser an information sheet (available on the website www.rallyaustralia.com.au) including details of the reconnaissance vehicle, mobile phone, contact number and place where the crew is accommodated. Reconnaissance must be carried out in accordance with the Reconnaissance Time Schedules. These schedules are published in Appendix 2.

9.2 SPECIFICATIONS, NATIONAL RESTRICTIONS & SPEED LIMITS

9.2.1 PASSAGES

Crews are authorised to drive a maximum of two times through each special stage.

All passages are only allowed in the same direction of the rally, at a reduced speed and fully respecting the traffic Laws. Crews must always enter and leave the special stages through the start and stop control. Crews must be aware that the special stages are not closed to the public or residential traffic during reconnaissance. All passages through the special stages will be recorded by the marshals and signed by the competitors. Crews will be issued with a Reconnaissance Pass Card.

9.2.2 SPEED LIMITS

Throughout reconnaissance, the maximum speed on the special stages is 70kmh, unless the traffic signs, the road book or bulletins indicate a lower speed limit.

The Speed limit for SSS 12 & 16 Raleigh and SS 7, 8, 17 & 18 Destination NSW Super Special Stage is reduced to 50kph. Recce entry of these stages will be controlled by Marshals with cars on the stages at the same time limited to ensure safety. Crews are reminded that each of these stages involves duplicated sections of road and extreme care must be exercised during reconnaissance.

Headlights must be switched on when driving in the special stages.

Competitors must drive in a manner that does not endanger or inconvenience other traffic or people living near the stages.

All competitors must note that there will be strict controls to prevent speeding and other road infringements.

9.3 SPEED CONTROL CHECKING DEVICES

In accordance with Art. 25.4.4. of the 2018 FIA WRC Sporting Regulations all cars must carry GPS recorders on board during reconnaissance for which a fee of €300 may be charged.

FIA Tracking Equipment for reconnaissance will be available at the SAS (RallySafe) office at the Service Park (Rally Central) on Monday 12th November 2018 from 1800hrs to 2000hrs.

The Tracking Equipment must be returned on Wednesday 14th November 2018 from 1800 to 2000hours.

9.4 PARTICIPATION IN RECONNAISSANCE ONLY

Any driver wishing to take part in reconnaissance only must respect the regulations on reconnaissance in their entirety. The driver must complete an application form which will be available on the website (www.rallyaustralia.com.au) and pay the fee of €1,000 (plus 10%GST) for taking part in this reconnaissance.

9.5 RECONNAISSANCE VEHICLE IDENTIFICATION

Each crew registered to do reconnaissance will be issued with 3x Number Sets.

The two large sets of numbers must be placed on the rear side windows of the reconnaissance vehicle. The small number set must be placed in the top middle section of the front windscreen.

10. ADMINISTRATION CHECKS

10.1 DOCUMENTS TO BE PRESENTED

The following documents will be checked at the Administrative Check:

- > Valid Driver's and Co-driver's competition licence
- > Valid Driver's and Co-driver's civil drivers licence and English translation or International Driving Permit (where licence is not in English)
- > Driver and Co-driver passports or identification
- > Valid Competitor's licence
- > Authorisation from the Driver's ASN to take part in the rally
- > For those crew members (including Priority crews) who do not sign the entry form, an indemnity form which will be available on the website
- > Crews driving a competition vehicle registered in Queensland, Australia must provide a copy of the Third Party Insurance extension listing the name of the event and dates.
- > Car insurance cover certificate and registration papers

10.2 LOCATION OF ADMINISTRATIVE CHECKS

Location: Rally Headquarters, Opal Cove Resort

Times: Refer Art.3.2 of these regulations (Programme)

11. SCRUTINEERING INCLUDING MARKING & SEALING

11.1 VENUE AND TIMETABLE

The Administrative Check must be completed and competition numbers, rally plate and advertising decals affixed to the car before entering the Scrutineering venue.

11.1.1 MANUFACTURERS CARS

Place: Service Park, C.ex International Stadium, Coffs Harbour

Date: Wednesday 14th November 2018

Time: 1000 to 1330hrs

11.1.2 OTHERS

Place: Coffs Harbour Education Campus, Automotive Facility, Hogbin Drive, Coffs Harbour

Date: Wednesday 14th November 2018

Time: 1500 to 2200hrs

Please note parking at scrutiny is limited, please ensure you arrive within 10 minutes of your scheduled time and leave immediately after.

A schedule of scrutineering times will be published by bulletin.

11.2 MUD FLAPS

With reference to Appendix J, Art 252, Art. 7.7, the use of Mud Flaps is mandatory.

11.3 WINDOWS

The use of tinted or silvered windows, according to Appendix J, Art. 253 Art.11, is authorized on rear side windows only. Silvered or tinted films must have an opening equivalent to a circle of 70mm diameter in order to allow the occupants.

11.4 DRIVER'S SAFETY EQUIPMENT

At scrutineering competitors must produce all items of clothing including helmets and head restraints intended to be used. Compliance with Appendix L, Chapter III will be checked.

11.5 NOISE

There may be a mandatory noise check at scrutineering (maximum 103db at 3500rpm – in accordance with Appendix J of the International Sporting Code). Any car over this limit will not pass scrutineering.

11.6 INSTALLATION OF FIA SAFETY TRACKING SYSTEM

All competitors must make provision in their competition car for the installation of the FIA Safety Tracking System and the Emergency button by SAS (RallySafe). Installation instructions are available in Appendix 6.

The correct functioning and installation of the equipment will be checked at scrutineering.

Should a competitor retire they must return a tracking unit and associated cables to SAS (RallySafe) office in Service Park as soon as possible. The tracking units may have to be removed from the rally cars at the final Parc Fermé, therefore cars should be left unlocked.

Refer to Art. 3.2 of these regulations for location and pickup times of units.

11.7 ON BOARD CAMERAS

As per article 65.1 of the WRC Regulations the entrant of any car which carries an on-board camera must have the prior agreement of the Promoter. Authorised cameras will be identified by an adhesive decal and must be mounted in the car at the time of scrutineering.

The fixings of camera and camera recorder must be able to withstand a deceleration of 25 g.

12. OTHER PROCEDURES

12.1. CEREMONIAL START PROCEDURE AND ORDER

A Rally Show and Ceremonial Start, compulsory for all crews, will commence at 1600hrs on Thursday 15th November 2018 at Coffs Harbour Jetty Foreshore. Further details and maps will be included in Rally Guide 2.

The Start of the competition element of the Rally will be at TCO located at the Service Park, C.ex International Stadium, Coffs Harbour on Friday the 16th November 2018 at 07:15hrs.

12.2 FINISH PROCEDURE

The podium finish will be held at the Wedding Bells spectator area between TC24A & TC24B. Crews will be required to drive their vehicles to Parc Ferme TC24C following the podium ceremony.

The proceedings for the finish procedure will be published in a bulletin.

12.3 PERMITTED EARLY CHECK IN

Crews are authorised to check in early without incurring a penalty at TC8A, TC18A, TC24A, TC24B & TC24C.

12.4 STARTING SYSTEM OF SPECIAL STAGES

On the special stages the start shall be given using the standard SAS starting equipment. The start light sequence will be as described in Appendix VII of the FIA WRC Sporting Regulations. All P1 drivers will start at 3 minute intervals, and all other drivers will start at 2 minute intervals. These intervals may be varied at the sole discretion of the Clerk of the Course.

For any Live TV stages starting intervals other than those given in the Start List for the Section in question may be used. Should the Live TV stage not be followed by a regroup, these starting intervals may remain on other special stages until the next regroup or overnight halt.

12.4.1 RALEIGH SPECIAL STAGE

SS12 & SS16 uses a RallyX circuit with a mix of tarmac and gravel as a loop. Cars will start at same intervals as normal stages except that a car may be held until the next full minute if the stage is not clear.

Any crew failing to complete stages SS12 & SS16 in the correct manner described in the Road Book will be allocated a time for the stage, equal to the fastest time plus 1 minute (called the "Maximum Time"). Any crew recording an actual time in excess of this time on the stage will be allocated the Maximum Time.

12.4.2 DESTINATION NSW SUPER SPECIAL STAGE

SS7, SS8, SS17 & SS18 uses a mostly tarmac surface road in both directions. Cars will start at 2 minute intervals except that if the preceding car has not cleared the stage. Where the previous car has not cleared the stage an 'ABORT' sign will be displayed to the crew on the start line. A new start time will be allocated at the next full minute.

If a car fails to complete a super special stage, it will be placed at the road section after the finish control of the stage and the crew will be allocated a stage time in accordance with FIA WRC Art 46.2.2. In such a case, the crew will be deemed to have completed the stage at its due time and be subject to all the normal rules, regulations and service restrictions of the rally.

Any crew failing to complete stages SS7, SS8, SS17 & SS18 in the correct manner described in the Road Book will be allocated a time for the stage, equal to the fastest time plus 1 minute (called the "Maximum Time"). Any crew recording an actual time in excess of this time on the stage will be allocated the Maximum Time.

Warm up of Brakes/Tyres prior to the SSS is banned. Any crew observed driving in a dangerous manner will be reported to the Stewards of the Meeting with a recommendation that a penalty be applied under WRC Sporting Regulations Art. 20.4

12.5 SPECIAL PROCEDURES

12.5.1 INCIDENT ON A SPECIAL STAGE

All competitors are strongly reminded to follow WRC Articles 40.3 and 40.4 and in particular to immediately push the OK switch on the emergency console to comply with all other procedures laid down in the regulations in all cases when a car stops temporarily or definitively on a special stage or shakedown.

12.5.2 NOTIFICATION OF TRAFFIC OFFENCE NOTICE

Crews are required, upon entering each Parc Fermé to notify the Competitor Relations Officer if they or any member of their team have received a Traffic Offence Notice. The submission of an entry is also an agreement that the NSW Police may advise the organisers of the details of any notices issued.

12.5.3 TIME CARDS

Time Cards will be issued or changed at the first Time Control in each new Section or regroup as required.

12.5.4 FIRE SUPPRESSION IN THE SERVICE PARK

All competitors must provide an approved form of fire suppression equipment (extinguisher) to be located within the bounds of their allocated service area. The extinguisher must be dry powder or AFFF or other extinguishing permitted by the FIA and be at least 4.5kg

12.5.5 ENVIRONMENTAL DAMAGE

Any crew or team member who deliberately causes damage to the environment will be referred to the Stewards who may impose a penalty. Environmental damage will include but is not limited to:

- > Littering or spilling of liquids onto the ground
- > Deliberate damaging of trees, flora and fauna

12.5.6 CREW BREATH TESTING

Random breath testing of crews may be undertaken during the event by police or a CAMS Accredited Testing Official. A maximum alcohol limit of 0.01 will be enforced. Any breach will be referred to the Stewards.

12.6 OFFICIAL TIME

Official time throughout the rally shall be UTC+11 hours.

12.7 POWER STAGE

With reference to FIA WRC, Art. 13.3, SS Wedding Bells 18 II will be run as the Power Stage. If determined by the FIA in conjunction with the WRC promoter, crews will contest SS24 with a

different start interval than the interval given at the start of Section 6 and 7 and/or in a different order than the order at TC23A. For the purpose of Live TV there will be interviews after the STOP control of the stage. The Organisers, in conjunction with WRC Promoter, may stop any car and its crew on the road section so that they can take part in media interviews and the official podium ceremony. These crews will be directed by officials after the STOP control. Competitors attention is drawn to the new prescriptions of FIA WRC, Art. 13.3.4 concerning attribution of points and starting order to the Power Stage.

12.9 CARWASH

A car wash facility will be available for competitors off Stadium Drive (during shakedown and before TC 3A, 6A, 12A, 16A, and shortly after the Stop point on SS21 & 24). Washing cars inside the service area is not allowed.

12.10 DRIVERS' SAFETY BRIEFING

There will be a drivers' Safety Briefing at 19.30 on Wednesday 14th November at Rally HQ. Attendance is mandatory for all invited team managers, drivers and co-drivers. The list of names will be published later in a bulletin.

12.11 REGROUPS PRIOR TO LIVE TV STAGE (SS21) & POWER STAGE (SS24)

At the Wedding Bells Regroup prior to Sections 8 & 10 there will be no Media Zone and the fitting of windscreens is prohibited.

12.12 HOLDING AREAS

For the purposes of WRC All Live TV the Target time between SS 9/13 & TC 10/14 and SS 19/22 & TC 20/23 has been made longer than would normally be allowed for the distance to be travelled. Crews may not proceed beyond Saturday Page 21 Box 14 until 10 minutes before their due time at the following control.

Crews may not proceed beyond Sunday Page 20 Box 20 until 5 mins before their due time at the following time Control.

We have created Holding Areas at these locations where toilets, Shade and water will be provided for crews. It is anticipated that these holding areas will become Media Areas as the Media will not be allowed access to the end of the preceding stage.

In the road books we have shown 'Holding Area (WRC All Live)'

13. IDENTIFICATION OF OFFICIALS

The Post Chiefs and other Officials will be identified as follows:

Post Chief:	Blue with white stripe and text
Stage Commander:	Red tabard
Time Control Officer:	Blue tabard
Safety Marshals:	Orange or Yellow tabard
Doctor:	White tabard
Competitor Relations Officer:	Red tabard with CRO in white letters

14. PRIZES

The prize giving will take place on the finish podium with trophy/awards being presented for the following:

14.1 OVERALL CLASSIFICATION

Overall winner

2nd Overall

3rd Overall

14.2 MANUFACTURER

Winning manufacturer

14.3 WRC 2 AND WRC 3 (EACH)

Winner

2nd

3rd

14.4 AUSTRALIAN AWARD

For the highest placed Australian Driver

2nd placed Australian Driver

3rd placed Australian Driver

15. FINAL CHECKS & PROTESTS

15.1 FINAL CHECK – ATTENDANCE & LOCATION

The final check will take place at Coffs Harbour Education Campus, Automotive Facility, Hogbin Drive, Coffs Harbour on Sunday 19th November 2018 from 1600hrs.

Notice to attend the final inspection will be given to the competitors chosen by the Stewards.

The cars will be taken in convoy after they arrive at TC24C to the scrutineering by the driver or a team representative. A sufficient number of mechanics with tools must follow each chosen car, should the scrutineers wish to dismantle the car.

15.2 PROTEST FEES

The protest fee is €1,000.

For the protest involving a clearly defined part of the car (engine, transmission, steering, braking system, electrical installation, bodywork etc) the claimant must pay an additional €1000.

15.3 APPEAL DEPOSIT

Sum for international appeal deposit (FIA) €6,000.

16. MEDIA

16.1 ACCREDITATION DESK – LOCATION AND OPENING HOURS

Location: Media Centre – Coffs Harbour Education Campus.
Cnr Hogbin & Stadium Drive, Coffs Harbour

Opening hours:

Tuesday 13th November 2018	1400hrs-1800hrs
Wednesday 14th November 2018	0800hrs-1800hrs
Thursday 15th November 2018	0800hrs-2000hrs

16.2 MEDIA CENTRE – LOCATION AND OPENING HOURS

Location: Media Centre – Coffs Harbour Education Campus.
Cnr Hogbin & Stadium Drive, Coffs Harbour

Opening hours:

Wednesday 14th November 2018	0800hrs-2000hrs
Thursday 15th November 2018	0800hrs-2000hrs
Friday 16th November 2018	0600hrs-2200hrs
Saturday 17th November 2018	0700hrs-2200hrs
Sunday 18th November 2018	0700hrs-2200hrs
Monday 19th November 2018	2018 0800hrs-1200hrs

16.3 MEDIA SAFETY BRIEFING

Location: Media Centre – Coffs Harbour Education Campus.
Cnr Hogbin & Stadium Drive, Coffs Harbour
Wednesday 14th November 2018: 1700hrs




16.4 FIA PRESS CONFERENCES – TIME AND LOCATION

Thursday 15th November 2018: 1330 hrs
FIA Pre-Event Media Conference – Media Centre
(Education Campus)
Sunday 18th November 2018: 1600hrs TBC
FIA Post-Event Press Conference – Media Centre
(Education Campus)

16.5 END OF DAY MEET THE CREWS

Interviews will be held with crews and team managers on Friday 17th November and Saturday 18th November at the Service Park (Rally Central).

APPENDIX 1 - ITINERARY

		2018 Rally Australia WRC				
		Version 2 1/09/2018				
Stage TC / SS	Location	SS km	Liaison km	Total km	Target Time	1st Car Due
Shakedown Thursday 15/11/2018 (Sunrise 05:43, Night 19:47)						
RZ 0	Refuel - Coffs Service (FIA Fuel) Distance to next refuel	(5.07)	(62.08)	(67.15)		
WRCSDS	Refuel - Coffs Service (FIA Fuel)					
WRCSD	WRC Shakedown Start		29.61	29.61		
WRCSD	WRC Shakedown	5.07	2.44			8:00
WRCSD	Coffs Service Park		30.03	35.10		
WRC Shakedown Total		5.07	62.08	67.15		
Friday 16/11/2018 (Sunrise 05:42, Night 19:48)						
0	Coffs Start					7:15
RZ 1	Refuel - Coffs Service (FIA Fuel) Distance to next refuel	(22.89)	(74.13)	(97.02)		
1			31.68	31.68	0:45	8:00
SS1	Orara East I	8.77				8:03
2			23.95	32.72	0:37	8:40
SS2	Coldwater I	14.12				8:43
RZ 2	Remote Refuel - Glenreagh (All Competitors) Distance to next refuel	[18.50] (26.68)	(43.25)	(69.93)		
3			22.42	36.54	0:55	9:38
SS3	Sherwood I	26.68				9:41
3A	Coffs Regroup & Technical Zone IN		39.33	66.01	1:15	10:56
	Coffs Regroup & Technical Zone				0:18	
3B	Coffs Regroup OUT / Coffs Service IN					11:14
Service A (Coffs Harbour)		(49.57)	(117.38)	(166.95)	0:30	
3C	Coffs Service OUT					11:44
RZ 3	Refuel - Coffs Service (FIA Fuel) Distance to next refuel	(22.89)	(74.13)	(97.02)		
4			31.68	31.68	0:45	12:29
SS4	Orara East II	8.77				12:32
5			23.95	32.72	0:37	13:09
SS5	Coldwater II	14.12				13:12
RZ 4	Remote Refuel - Glenreagh (All Competitors) Distance to next refuel	[18.50] (29.22)	(57.12)	(86.34)		
6			22.42	36.54	0:55	14:07
SS6	Sherwood II	26.68				14:10
6A	SSS Regroup IN		39.33	66.01	1:15	15:25
	SSS Regroup (at Service Park)				0:57	
	Note: 1st 15 cars will be held in regroup. Depart @ 17:45				Start SSS @ 18:00	
6B	SSS Regroup OUT				16th car to leave regroup at	16:22
7			6.97	6.97	0:12	16:34
SS7	Destination NSW SSS18 - I	1.27				16:37
8			0.52	1.79	0:07	16:44
SS8	Destination NSW SSS18 - II	1.27				16:47
8A	Technical Zone IN		6.38	7.65	0:20	17:07
8B	Technical Zone OUT - Flexi Service IN				0:10	
Flexi Service B (Coffs Harbour)		(52.11)	(131.25)	(183.36)	0:45	
8C	Coffs Flexi Service OUT - Coffs Parc Ferme IN					
For all classified cars, (except re-starting crews), (early check in allowed) TC 8C will close at -						23:00
Friday Totals		101.68	248.63	350.31		

2018 Rally Australia

WRC

Version 2 1/09/2018

Stage TC / SS	Location	SS km	Liaison km	Total km	Target Time	1st Car Due	
Re - Start (Sections 4, 5 and 6)		Saturday 17/11/2018 (Sunrise 05:42, Night 19:49)					
8D	Coffs Parc Ferme OUT - Coffs Service IN					5:50	Section 4
	Service C (Coffs Harbour)	(0.00)	(0.00)	(0.00)	0:15		
8E	Coffs Service OUT					6:05	
RZ 5	Refuel - Coffs Service (FIA Fuel) Distance to next refuel	(41.96)	(81.47)	(123.43)			
9			65.20	65.20	1:00	7:05	
SS9	Argents Hill Reverse I (Live TV)	13.13				7:08	
10			6.93	20.06	0:40	7:48	
SS10	Welshs Creek Reverse I	28.83				7:51	
RZ 6	Remote Refuel - Macksville (All Competitors) Distance to next refuel	[9.34] (23.27)	(67.28)	(90.55)			
11			33.20	62.03	1:05	8:56	Section 5
SS11	Urunga I	21.28				8:59	
12			24.06	45.34	0:45	9:44	
SS12	Raleigh I	1.99				9:47	
12A	Coffs Regroup & Technical Zone IN Coffs Regroup & Technical Zone		19.36	21.35	0:35 0:13	10:22	
12B	Coffs Regroup OUT - Coffs Service IN					10:35	
	Service D (Coffs Harbour)	(65.23)	(148.75)	(213.98)	0:30		
12C	Coffs Service OUT					11:05	
RZ 7	Refuel - Coffs Service (FIA Fuel) Distance to next refuel	(41.96)	(81.47)	(123.43)			
13			65.20	65.20	1:00	12:05	Section 5
SS13	Argents Hill Reverse II (Live TV)	13.13				12:08	
14			6.93	20.06	0:40	12:48	
SS14	Welshs Creek Reverse II	28.83				13:02	
RZ 8	Remote Refuel - Macksville (All Competitors) Distance to next fuel	[9.34] (25.81)	(81.15)	(106.96)			
15			33.20	62.03	1:05	14:07	
SS15	Urunga II	21.28				14:10	
16			24.06	45.34	0:45	14:55	
SS16	Raleigh II	1.99				14:58	
16A	SSS Regroup IN SSS Regroup (at Service Park) Note: 1st 15 cars will be held in regroup. Depart @ 17:45		19.36	21.35	0:35 0:49	15:33	
	SSS Regroup OUT				16th car to leave regroup at	16:22	Section 6
16B			6.97	6.97	0:12	16:34	
17						16:34	
SS17	Destination NSW SSS18 - III	1.27				16:37	
18			0.52	1.79	0:07	16:44	
SS18	Destination NSW SSS18 - IV	1.27				16:47	
18A	Technical Zone IN		6.38	7.65	0:35	15:33	
18B	Technical Zone OUT - Flexi Service IN				0:10		
	Flexi Service E (Coffs Harbour)	(67.77)	(162.62)	(230.39)	0:45		
18C	Coffs Flexi Service OUT - Coffs Parc Ferme IN For all classified cars, (except re-starting crews),(early check in allowed) TC 18C will close at -					23:00	
	Saturday Total	133.00	311.37	444.37			

2018 Rally Australia

WRC

Version 2 1/09/2018

Stage TC / SS	Location	SS km	Liaison km	Total km	Target Time	1st Car Due	
Re - Start (Sections 7, 8, 9 and 10)							Sunday 18/11/2018 (Sunrise 05:41, Night 19:50)
18D	Coffs Parc Ferme OUT - Coffs Service IN					6:00	Section 7
	Service F (Coffs Harbour)	(0.00)	(0.00)	(0.00)	0:15		
18E	Coffs Service OUT					6:15	
RZ 9	Refuel - Coffs Service (FIA Fuel) Distance to next refuel	(41.98)	(69.22)	(111.20)			
19			22.44	22.44	0:35	6:50	Section 7
SS19	Coramba I	15.55				6:53	
20			2.30	17.85	0:40	7:33	
SS20	Sapphire I	19.27				7:36	
20A	Wedding Bells I Regroup IN		9.32	28.59	0:35	8:11	Section 8
	Wedding Bells I Regroup				0:17		
20B	Wedding Bells I Regroup OUT					8:28	
21			1.48	1.48	0:07	8:35	
SS21	Wedding Bells18 I (Live TV)	7.16				8:38	Section 8
21A	Coffs Regroup & Technical Zone IN		33.68	40.84	0:55	9:33	
	Coffs Regroup & Technical Zone				0:20		
21B	Coffs Regroup OUT - Coffs Service IN					9:53	
	Service G (Coffs Harbour)	(41.98)	(69.22)	(111.20)	0:30		Section 9
21C	Coffs Service OUT					10:23	
RZ 10	Refuel - Coffs Service (FIA Fuel) Distance to next refuel	(41.98)	(69.21)	(111.19)			
22			22.44	22.44	0:35	10:58	
SS22	Coramba II	15.55				11:01	Section 9
23			2.30	17.85	0:40	11:41	
SS23	Sapphire II	19.27				11:44	
23A	Wedding Bells II Regroup IN		9.32	28.59	0:35	12:19	
	Wedding Bells II Regroup				0:49		Section 10
23B	Wedding Bells II Regroup OUT					13:08	
24			1.48	1.48	0:07	13:15	
SS24	Wedding Bells18 II (Power Stage)	7.16				13:18	
24A	Podium Holding IN		0.64	7.80	0:10	13:28	Section 10
	Podium Holding (Podium)				1:00	(14:20)	
24B	Podium Holding OUT					14:28	
24C	Technical Zone IN & Finish Time Control		33.03	33.03	0:47	15:15	
Note: TC24A, TC24B and TC24C are approved for early check in							
Sunday Totals		83.96	138.43	222.39			
Note: FIA Refuels only shown - Drivers using Pump Fuel refer to Rally Guide 2							
Totals of the Rally		SS	Liaison	Total	%		
Friday 16 November		101.68	248.63	350.31	29.03%		
Saturday 17 November		133.00	311.37	444.37	29.93%		
Sunday 18 November		83.96	138.43	222.39	37.75%		
Total - 24 SS		318.64	698.43	1017.07	31.33%		

APPENDIX 2 – RECCE SCHEDULE



2018 Rally Australia Reconnaissance Schedule



Notes:

Version 2 - 13/09/2018

1. Drivers who are nominated as being serviced by a Manufacturer Team will be given approval to conduct reconnaissance with P1 & P2 Drivers.
2. Due to Traffic Management being in place early entry to stages **CANNOT** be granted.
3. Times shown are at Stage entry.
4. Gentle Annie Rd, west of its intersection with Bark Hut Rd, (Do **NOT** Turn Right at Stop Point SS3 & SS6) is closed to all rally/reconnaissance traffic. This is a culturally sensitive area.

Tuesday 13/11/2018	Stage Distance	Distance to Next	P1 & P2 Drivers		P3, Other WRC/ASN	
			Open	Close	Open	Close
WRC Shakedown	5.07	94.30		10:00		10:00
Argents Hill Rev (SS9 & 13)	13.13	12.91	9:10		10:45	
Argents Hill Rev (SS9 & 13)	13.13	6.93		15:00		15:00
Welshs Creek Rev (SS10 & 14)	28.83	30.57	10:10		11:45	
Welshs Creek Rev (SS10 & 14)	28.83	33.20		16:00		16:00
Urunga (SS11 & 15)	21.28	5.08	12:30		14:10	
Urunga (SS11 & 15)	21.28	24.06		18:30		18:30
Raleigh (SS12 & 16)	1.99	0.35	14:10		15:40	
Raleigh (SS12 & 16)	1.99	46.77		18:30		18:30
Wedding Bells18 (SS21 & 24)	7.16	8.55	15:00		16:30	
Wedding Bells18 (SS21 & 24)	7.16	33.68		18:30		18:30
Coffs Service						
Totals	154.92	328.90	483.82			
Wednesday 14/11/2018	Stage Distance	Distance to Next	P1 & P2 Drivers		P3, Other WRC/ASN	
			Open	Close	Open	Close
Coffs Service		31.68				
Orara East (SS1 & 4)	8.77	12.09	8:00		8:45	
Orara East (SS1 & 4)	8.77	23.95		14:00		14:00
Coldwater (SS2 & 5)	14.12	32.71	9:00		10:15	
Coldwater (SS2 & 5)	14.12	22.42		15:00		15:00
Sherwood (SS3 & 6)	26.68	53.33	10:40		11:25	11:50
Sherwood (SS3 & 6)	26.68	46.60		16:30	12:30	16:30
Coramba (SS19 & 22)	15.55	16.14	13:45		14:45	
Coramba (SS19 & 22)	15.55	2.30		17:00		17:00
Sapphire (SS20 & 23)	19.27	12.18	14:40		15:40	
Sapphire (SS20 & 23)	19.27	25.50		17:40		17:40
Destination NSW SSS18 (SS7, 8, 17 & 18)	1.27	0.52	16:20		16:50	
Destination NSW SSS18 (SS7, 8, 17 & 18)	1.27	6.38		18:30		18:30
Coffs Service						
Totals	171.32	285.80	457.12			

COMPETITOR RELATIONS OFFICERS



MR ROBERT WHYATT
PH: 0418 816 889



MR JIM SCOTT
PH: 0419 540 699



MS SARAH BELL
PH: 0437 866 887

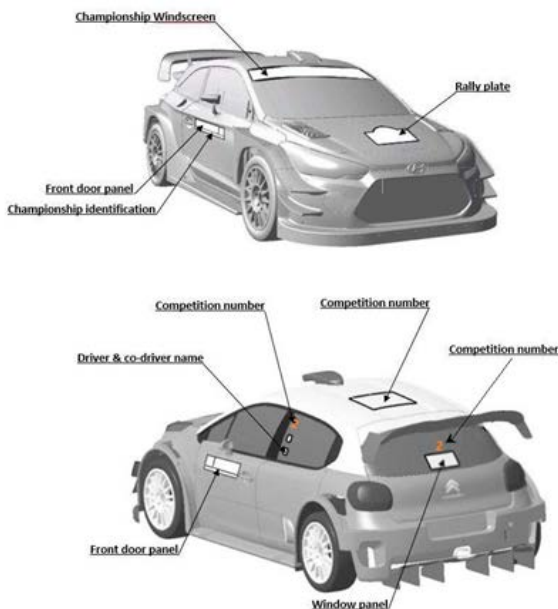
COMPETITOR RELATIONS OFFICERS SCHEDULE

The Competitor's Relations office is located in Rally HQ and they will be available as follows and at other times by arrangement.

Wednesday 14th November	0800-2200hrs – at Rally HQ and Scrutineering
Thursday 15th November	0800-2000hrs – at Rally HQ 1600-1830hrs – at Rally Show
Friday 16th November	At Service Park prior to Start time of first car 0800-2000hrs – at Rally HQ
Saturday 17th November	At Service Park prior to Start time of first car 0800-2000hrs – at Rally HQ
Sunday 18th November	At Service Park prior to Start time of first car 0800-1330hrs – at Rally HQ 1330-1530hrs – at finish Podium area 1530-1930hrs – at Rally HQ and Final Scrutineering

COMPETITION NUMBERS & ADVERTISING

Rally Plates and Competition numbers will be provided by the organisers in accordance with Article 18 of the 2018 FIA WRC Sporting Regulations, and must be affixed as specified in the diagram below:



Compulsory Event Signage	Area A1	Rally Plate & Competitor Number (43cmx21.5cm)
Compulsory Event Signage	Area A2	Front door panel (67cm wide x17cmhigh)
Compulsory Event signage	Area A3	Roof panel (50cmx52cm)
Compulsory Event Signage	Area A4	Windscreen (15cm high x windscreen width)
Compulsory Event Signage	Area B1	Rear window panel (30cmx10cm) Plus adjacent area of (15cmx15cm) fluorescent orange competitor number 14cm high
Optional Event Signage	Area B2&B3	Below front door panel (total area 40cmx40cm) Coffs Coast & Destination NSW
Competition Numbers	Front & Rear	Windscreen Competition Number at top outer corner of Windscreens on Co-Driver side of car (front 10cmx10cm, rear 15cm x 15cm)

DRIVERS EQUIPMENT

Competitors are reminded that according to FIA Regulations Appendix L Chapter III all drivers and Co-Drivers entered in the event must wear:

- Crash helmets which meet one of the standards listed in FIA Technical List N° 25 overalls as well as gloves (optional for co-drivers),
- Long underwear, a balaclava, socks and shoes homologated to the FIA 8856-2000 Standard (Technical List N° 27.)
- And FIA-approved Frontal Head Restraint
- Helmets which meet the FIA Standard 8860-Advanced Helmet Test Specification (Technical List N° 33) must be worn by drivers if listed as priority 1 or 2.
- This equipment will be checked at scrutineering, and during the event.



SAS Fitting Kit Manual – RALLY CAR

Welcome

This manual is provided as a guide for the installation of the WRC Tracking System Kit, for competition vehicles only. Care should be taken when considering the location of components with regard to electrical cabling and fire suppression systems already installed in the vehicle. Please check always that the components of your kit are as requested.

Table of Contents

1. Tracking Unit Kit Components	3
2. Power Supply.....	3
3. Connection Diagram	3
4. Tracking Unit Dimensions	4
5. Tracking Unit Mounting	5
6. Antenna Installation	6
6.1 External Antenna Installation	7
6.2 Internal Antenna Installation	8
7. Contact	8

1. Tracking Unit Kit Components

The WRC Tracking System Kit includes:

- WRC Tracking Installation and Fitting Kit Instruction Sheet;
- 3-in-1 antenna with leads;
- Internal radio antenna with lead;
- 6 – 24v wiring loom with plug;
- Mount, to be bolted to tunnel;
- Adjustable mount connector/knuckle.



(Contents may differ slightly to image shown)

2. Power Supply

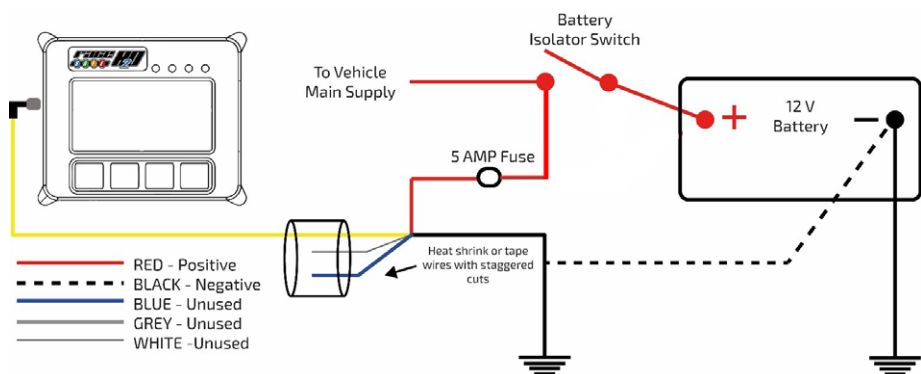
WRC tracking system requires a reliable power supply from 9 to 28 volts DC. We recommend a 5 amp (Max) blade type or similar quality fuse is used at the battery supply end of the WRC tracking system power lead.

Zero volts or battery negative can be picked up at any suitable earthing point providing the isolation switch does not switch the negative side of the battery.

The WRC tracking system unit has an internal battery that is kept charged via the car's power supply. It acts as a reserve supply to power the unit in the case of an accident where a car's power supply is interrupted (e.g. car battery smashed or dislodged).

3. Connection Diagram

The 6-24v wiring loom, includes five wires. The white blue and grey wires must be stagger cut and heat shrunk or taped back so they cannot short to ground or to each other. Red and black are used as follows:

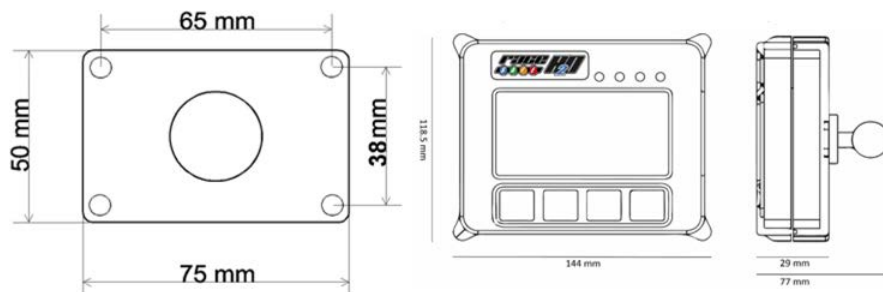


RALLYSAFE 12V WIRING DIAGRAM

During installation, the wiring loom should be routed away from the engine compartment, Ignition or Alternator wiring.

300 mm of Power Supply Wiring Loom is required to be available for connection to the WRC Tracker Unit at the mounted position.

4. Tracking Unit Dimensions



5. Tracking Unit Mounting

The preferred location and mounting for the WRC tracking system unit is a RAM style 50mm x 75mm flat base with ball, bolted through the tunnel with four **M6** Bolts.

It should be in a central, protected location on the central tunnel in front of the seats and both easily visible and accessible by both the driver and co-driver/nav.

Care should be taken when considering the location of the Mounting Point with regard to electrical cabling and fire suppression systems installed in the vehicle.

Photographs of mounting and positioning can be seen in Fig.1 and Fig.2 respectively.

Alternatively, the WRC tracking system unit can be mounted in a central protected location on the vehicle dashboard that is easily visible and accessible by both the driver and co-driver.

Mounting is a Ram style 50mm x 75mm flat base with ball, bolted with four **M6** bolts through the dashboard and a compulsory 3mm backing plate measuring no less than 145mm x 120mm



Figure 1. 25mm rubber ball securely attached to the tunnel



Figure 2. The WRC tracking unit mounted onto the 25mm rubber ball mount and connected through the RallySafe connector

6. Antenna Installation

All leads on both external and internal antennas must run on the inside of all roll cage bars. This is to stop cable crushing on impact.

Antenna must not be mounted within 200 mm of any high frequency antenna's or cabling

The preferred route is to go down from the antenna, underneath the closest part of the roll cage (roof cross or main hoop), follow that along to the roof hoop, then go down the inside A pillar to the unit. Please allow 200mm clearance of high frequency antenna or cabling

Any excess cable must be run so that the cable is not bent any tighter than a 100mm radius. We recommend running it across the underside of the dash and back (do not coil in tight loops).

Cables must be tied neatly along the whole installation all the way to the unit so they can't be accidentally caught or dislodged.

All this will be checked at scrutineering and you may be required to fix it before your car can pass.

6.1. External Antenna

The antenna is mounted through a 12mm hole in a central location on the ROOF of the vehicle, rear of the main roll bar hoop, allowing the cabling to pass through the roof and follow the cage bars back to the unit location. The antenna is a fully watertight unit, which seals against the roof surface.



Antenna leads are connected as follows (There may be variations with the type and number of leads).

1. The 2 UHF leads, colour-coded **Blue**, is connected to the terminal labelled "UHF" on the WRC unit (Right Hand Thread). Terminals are located of the rear of the unit and/or colour-coded Blue.
2. The Satellite Communication antenna lead is connected to the center or rear terminal labelled "IRI" (Left Hand Thread). It may also be colour-coded **Yellow** (this may be not marked on the 2-in-1 antenna).
3. The GPS antenna lead labelled "GPS", is connected to the terminal labelled "GPS" on the WRC unit (Right Hand Thread). Terminals may be on the side or rear of the unit and/or colour-coded **Green**.
4. GSM, has a small stick antenna supplied with the WRC unit, and is connected to corresponding terminal labelled "GSM" on the WRC unit (Left Hand Thread). The terminal is located on the rear of the unit and/or colour-coded **Red**.

6.2. Internal Antenna

The Internal Antenna should be placed on the inside of the ROOF in a clear uncluttered area, with a 200mm radius clear of any bar work or solid metal object. The internal antenna has a magnetic base with double-sided tape for adhesion. The cable is then run to the WRC unit. Please keep cable on the inner side of the roll cage pipework so as not to be crushed in the event of an accident.




Figure 3. The internal antenna must be at least 200mm away from any roll cage components

7. Contact Us

For assistance, please contact the RallySafe Support Team by emailing: support@rallysafe.com.au

Product Disclaimer

"This manual, the specifications, and the material contained in it, as released by Status Awareness Systems and RallySafe, is for the purpose of information only. Due to continuous ongoing development, information and specifications may change at any time without notice. SAS, and the companies that have contributed to it, shall not be liable for any use of the manual or information supplied.

The material contained in this manual is protected by copyright and other types of Intellectual Property Rights. The commercial exploitation of the material contained in this specification requires a license to such Intellectual Property Rights.

This manual may be utilised or reproduced without any modification, in any form or by any means, for informational purposes only. For any other purpose, no part of the specification may be utilised or reproduced, in any form or by any means, without permission in writing from SAS.

The word RallySafe and the RallySafe logo are registered trademarks".



SAS Tracker Competitor User Manual

Welcome

For your and other competitor's safety, it is important that you are familiar with the use of the WRC tracking unit, herein referred to as "the unit" or "the WRC tracking unit".

The SAS System is designed to increase competition safety by providing safety notifications to inform event management, improve response times and provide accurate and reliable event times.

The following document outlines the basic features and functions of the WRC tracking unit. Please note that the WRC Tracking unit must be fitted and connected in all competitor's car, in accordance with the SAS Fitting Kit Manual – RALLY CAR.

Table of Contents

1. Powering The Unit On	3
2. Stage Modes	3
2.1. Transport Mode	3
2.2. Stage Mode.....	4
3. Hazard Alerts.....	6
4. Red Flag	8
5. Transport Menu	9
5.1. Stage Times.....	10
5.2. Manual Hazard.....	11
6. Contact Us.....	11

1. Powering The Unit On

The unit is pre-loaded with all of the stage coordinates and is activated when powered on. Please power the unit on early before the event to give it time to run checks.

When powered on the unit will display the transport mode, the details of which are specified in the Art. 2.1 of this document.

The unit does not need to be powered off at any stage during the event as it will go to sleep within a few minutes of inactivity but can be re-woken by either moving the vehicle or pressing any of the four buttons.

It is recommended that the unit is not powered off during the event, to ensure the internal battery stays fully charged for emergencies.

2. Unit Modes

The unit has two modes:

- When not in a competitive stage, the unit will be in **transport mode**, as described in 2.1.
- When in a competitive stage, the unit will go into **stage mode**, as described in 2.2.

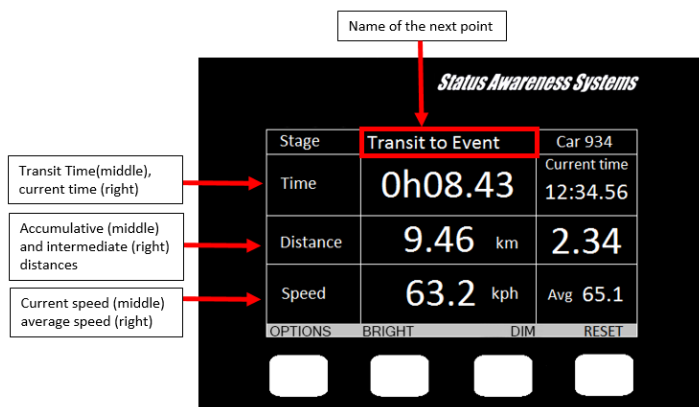
2.1. Transport Mode

SCREEN 1 – The transport mode displays from the top down the following information: the name of the next point you are travelling to, the time in transit, current time, accumulative and intermediate distances and speed, average speed.

The unit has four white physical buttons. Their functions is reported on the screen right above the button's location.

Starting from the far left button to the right, you have the following options:

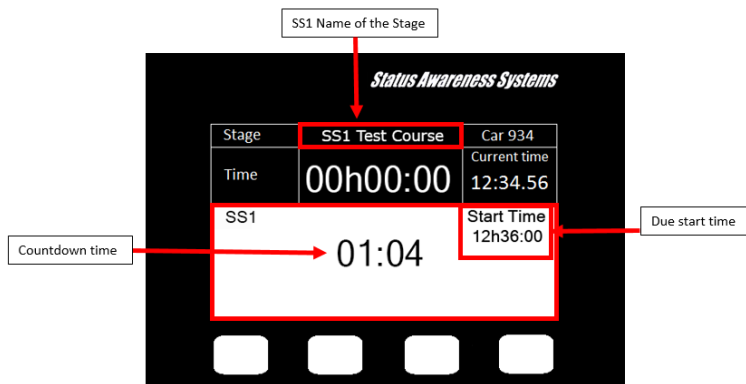
- **OPTIONS:** Operation described in 5.Transport Menu.
- **BRIGHT:** Increase the screen brightness (Note that the screen must always be clearly readable so full brightness is recommended for daytime).
- **DIM:** Decrease the screen brightness,
- **RESET:** Intermediate trip meter.



SCREEN 1. Transport Mode

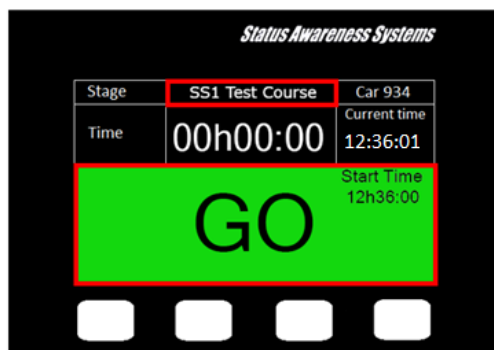
2.2. Stage Mode

SCREEN 2 – When the start official assigns each individual competitor a due start time, a countdown will display on the unit as shown in the white field below. Also shown in the white field is the stage number and the due start time.



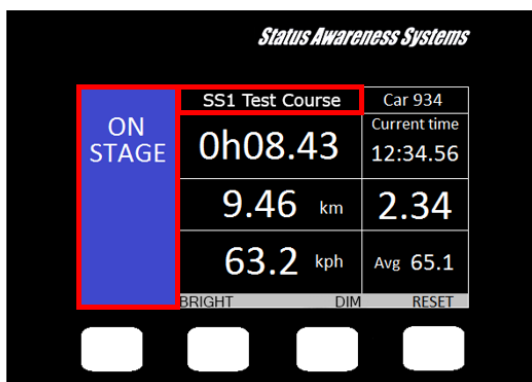
SCREEN 2. Countdown to Stage Start

SCREEN 3 – Once the start time is reached, the screen will turn green as shown below and the competitor has to proceed into stage.



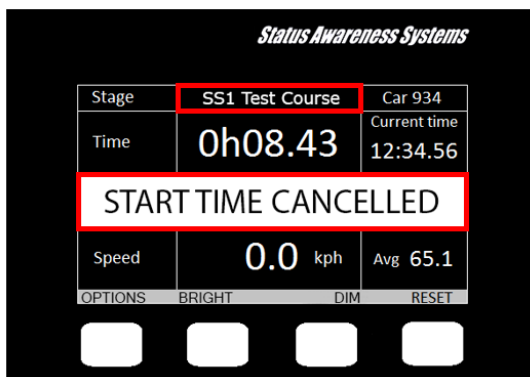
SCREEN 3. Stage Start

SCREEN 4 – Once the competitor has started the stage, the unit will automatically switch to on stage mode. The unit will start timing and the blue bar will appear on the left hand side of the screen.



SCREEN 4. Stage mode

SCREEN 5 – If the start is postponed for whatever reason and the start time is cancelled, the unit will display the message “START TIME CANCELLED”. Once it is clear to send cars again the official will re-issue a new start time.

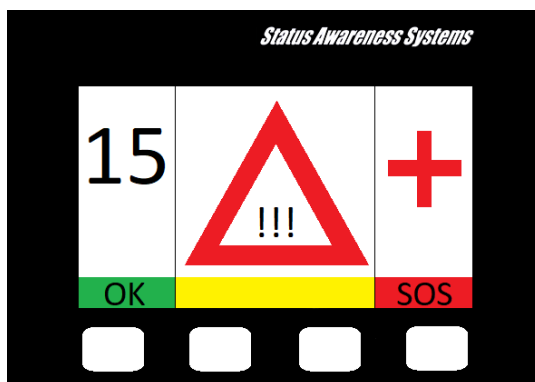


SCREEN 5. Start Time Cancelled

3. Hazard Alerts

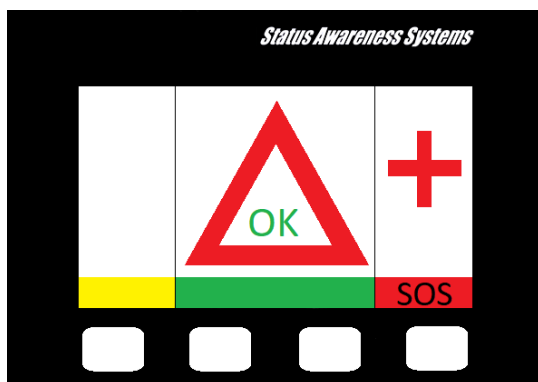
The unit's primary function is to help alert race control of incidents on the course. The incident is notified to race control with different levels of hazard depending on the severity.

SCREEN 6 – If a car stops during a stage, the unit will automatically transmit a HAZARD notification; this can either be upgraded to OK or downgraded to SOS by pressing the corresponding button to the text. A timer counts up to 60 seconds as an indication to press the "OK".



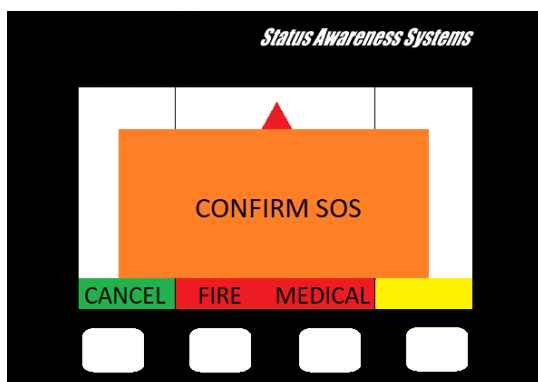
SCREEN 6. HAZARD Notification

SCREEN 7 – If you select OK after the HAZARD alert, then the following screen will appear, showing that you and the car are OK.



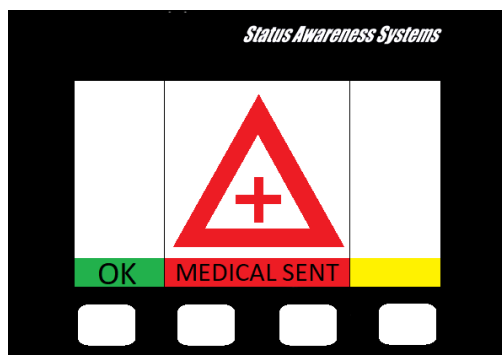
SCREEN 7. OK Acknowledgment

SCREEN 8 – If the manual SOS button is pressed, it must be confirmed as either a fire or medical SOS by pressing one of the two middle buttons. It can also be cancelled if pressed by mistake. If a car is involved in a High G impact, an automatic SOS message will display. If no urgent assistance is required, you can downgrade to OK by selecting the corresponding button.



SCREEN 8. Confirm Fire SOS or Medical SOS


SCREEN 9 – When the SOS is confirmed, the screen 9 will display. Even once confirmed, the hazard can be changed to OK. Pressing OK will inform race control that the crew are OK and do not need medical assistance.



SCREEN 9. SOS Notification

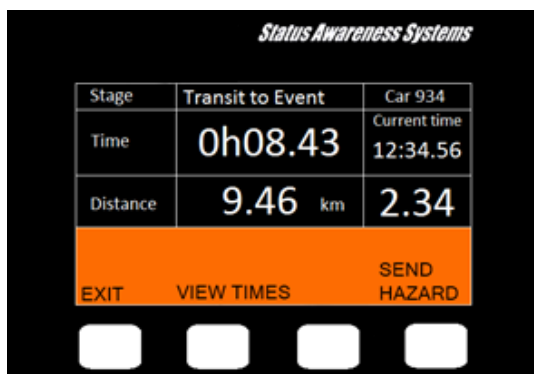
4. Red Flag

SCREEN 10 – In the case of a serious incident, a stage may be red flagged from Race Control. The red flag will display a full screen warning until it is acknowledged. To acknowledge the flag the far left button must be pressed.



SCREEN 10. RED FLAG Acknowledge

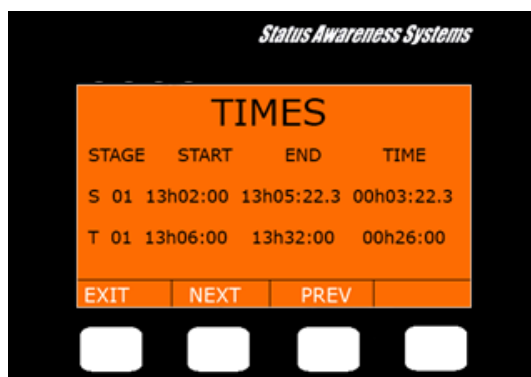
SCREEN 13 – The option menu will allow the crew to view stage times “VIEW TIMES” or send a manual hazard/SOS “SEND HAZARD”.



SCREEN 13. Transport Mode – View times/Send Hazard

5.1. Stage Times

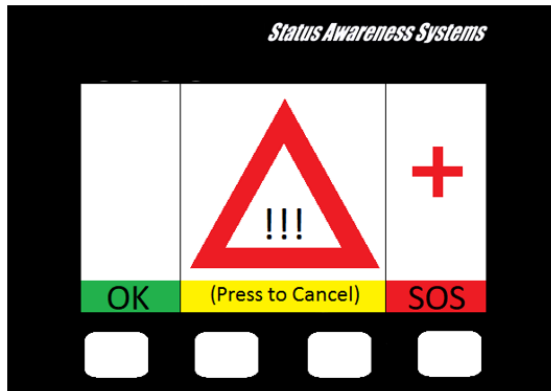
SCREEN 14 – By pressing the “VIEW TIMES” button, provisional transit and competitive stage times will display. You can select times for any of the completed stages with the next and previous buttons.



SCREEN 14. Times of completed stages

5.2. Manual Hazard

SCREEN 15 – If manual hazard is sent in transport mode, this can be upgraded or downgraded the same way as a stage hazard. If the hazard is no longer required, it can also be cancelled by pressing either of the two middle buttons “PRESS TO CANCEL”.



SCREEN 15. Manual Hazard in Transport Mode

6. Contact us

For assistance, please contact the RallySafe Support Team by emailing: info@statusas.com

Please be as descriptive as you can when describing the problem. It would help us if you provide the following information at a minimum:

- Name of event.
- Vehicle or feature affected.
- Stage of incident.
- Time of incident.
- Any additional details.

Thrifty Car Rental Coffs Harbour

Proud partners of Rally Australia

CARS - BUSES - UTES - VANS - TRUCKS

Visit www.thrifty.com.au or call (02) 6652 8622

Cnr Pacific Hwy & Marcia St, Coffs Harbour



Smiles all the way

Independent Licensee of Kingmill® Pty Ltd, Trading as Thrifty Car Rental.

Thrifty