



WRC
FIA WORLD RALLY
CHAMPIONSHIP

wrc.com



SUPPLEMENTARY REGULATIONS REGLAMENTO PARTICULAR



ANONIMO
watches

AsahiKASEI



AUTODOC+



RALLY GUANAJUATO MÉXICO

León, Guanajuato, México

March 5 - 10, 2019

Approved by the FIA

2019 SUPPLEMENTARY REGULATIONS

INDEX

1. Introduction	3
2. Organisation.....	4
3. Programme	9
4. Entries.....	13
5. Insurance	18
6. Advertising and Identification	19
7. Tyres	20
8. Fuel.....	21
9. Reconnaissance.....	22
10. Administrative Checks	23
11. Scrutineering, Sealing and Marking	24
12. Other Procedures	25
13. Identification of Officials.....	29
14. Prizes	30
15. Final Checks and Protests	31
 Appendix 1 – Provisional Itinerary	 32
Appendix 2 – Provisional Reconnaissance Schedule	36
Appendix 3 – Competitors' Relations Officers	37
Appendix 4 – Competition Numbers and Advertising	38
Appendix 5 – Safety Requirements	39

1. INTRODUCTION

1.1. Rally México 2019

This rally will be run in compliance with the FIA International Sporting Code and its appendices, the 2019 FIA World Rally Championship Sporting Regulations and these Supplementary Regulations.

Modifications, amendments and/or changes to these Supplementary Regulations will be announced only by numbered and dated Bulletins (issued by the Clerk of the Course or the Stewards).

Additional information will be published in Rally Guide 2, to be issued on February 5th 2019. The 2019 FIA World Rally Championship Sporting Regulations can be found at: www.FIA.com

1.2. Road Surface

- The Rally stages will be run on gravel.
- The Super Special Stages (Stages 8/9 & 16/17) will be run on mixed surface, 20% gravel and 80% asphalt.
- The Street Stage GTO (SS 1) will be run on cobblestone and concrete. [1.14 km]
- The Street Stage León (SS 4 & 18) will be run on pavement. [1.11 Km]

1.3. Distances

This Rally will have a total Itinerary distance of 1006.30 kilometres, of which 316.51 kilometres will be Special Stages. (31%)

For the NACAM Rally Championship Itinerary, only sections 1 to 4 of the itinerary will be run for a total of 182.95 kilometres of Special Stages.

2. ORGANISATION

2.1. FIA Titles for which the Rally counts

- FIA World Rally Championship for Drivers
- FIA World Rally Championship for Co-drivers
- FIA World Rally Championship for Manufacturers
- FIA WRC 2 Pro Championship for Drivers
- FIA WRC 2 Pro Championship for Co-Drivers
- FIA WRC 2 Pro Championship for Manufacturers
- FIA WRC 2 Championship for Drivers
- FIA WRC 2 Championship for Co-Drivers
- FIA NACAM Rally Championship for Drivers
- FIA NACAM Rally Championship for Co-drivers

2.2. Visa numbers

FIA Visa No.	3WRC/110119	Issued on: January 11, 2019
ASN Visa No.	160/2019	Issued on: January 8, 2019

2.3. Organizer's Contact Details

Promoter: Rallymex S.A. de C.V.

ASN: OMDAI FIA México, A.C.

Rally Secretariat: **Rally México**
 Ignacio Zaragoza #8
 Col. Lomas Altas
 Ciudad de México, 11950, MEXICO

General information:	info@rallymexico.com
Competitor's information ONLY:	compinfo@rallymexico.com
Competitor entries ONLY:	entries@rallymexico.com
Official Website:	http://www.rallymexico.com

Tel. +52 55 5259 6904

Opening Hours (GMT -6 hrs): Mon-Fri: 09:00 to 18:00 hrs

2.4. Organisation Committee

Honorary Committee of the Rally

Guanajuato State Constitutional Governor:	Diego Sinhué Rodríguez Vallejo
León Municipal President:	Héctor López Santillana
Guanajuato Municipal President:	Alejandro Navarro Saldaña
Silao Municipal President:	José Antonio Trejo Valdepeña
Irapuato Municipal President:	Ricardo Ortiz Gutierrez
State Economic Development Secretary:	Mauricio Usabiaga Díaz Barriga
State Public Works Secretary:	Tarcisio Rodríguez Martínez
State Public Safety Secretary:	Alvar Cabeza de Vaca Appendini
State Attorney:	Carlos Zamarripa Aguirre
State Tourism Board Secretary:	Teresa Matamoros Montes
León Tourism Board Secretary:	Gloria Cano de la Fuente
State Commission for Sports and Youth Care:	Isaac Piña Valdivia
León Municipal Economic Director:	Ramón Alfaro Gómez

National Sporting Authorities

OMDAI FIA México (ASN) President:	Ing. José Abed
FEMADAC President	Fernando Alfonso Oros
CNRM President	Rubén Chávez Vera

Organising Committee

President:	Juan Suberville
Rally Manager:	Gilles Spitalier
Rally Director:	Patrick Suberville
Clerk of the Course:	Jaime del Palacio

2.5. Stewards of the Meeting

Chairman:	Timo Rautanen (FIN)
2nd Steward:	Mauro Furlanetto (ITA)
ASN Steward:	Mr Carlos Cordero (MEX)
Secretary of the Stewards	Ms Yvonne Gilli

2.6. FIA Delegates

FIA Safety Delegate:	Ms Michèle Mouton
FIA Medical Delegate:	Dra Manuela Alberro
FIA Media Delegate:	TBA
FIA Technical Delegate:	Mr Jérôme Toquet
Assistant to FIA Technical Delegate:	Mr Karmo Uusmaa
Assistant to FIA Technical Delegate:	Mr Emanuele Saglia
Assistant to FIA Technical Delegate:	Mr Clément Clerc
FIA Sporting Delegate:	TBA

2.7. Senior Officials

President Organising Committee:	Juan Suberville
Rally Director:	Patrick Suberville
Chief Operations Officer:	Gilles Spitalier
Clerk of the Course:	Jaime del Palacio
Deputy Clerk of the Course, Rally Control:	Javier Martínez Gallardo
Deputy Clerk of the Course, Route:	René Hernandez
Deputy Clerk of the Course, Safety:	Juan Goya
Deputy Clerk of the Course:	José Miguel Gallo
Secretary of the Rally:	Bonnie Lee
FIA Secretary:	Maite Goya
Human Resources Manager:	Ricardo Vélez
Chief Safety Officer:	José Luis Abarca
Planning Manager:	Miguel Angel Ordorica
Media Safety Officer:	Andrés Nyssen
Safety Supervisor OMDAI-FIA:	Fernando Gutiérrez-Benjumea
Chief Medical Officer:	Dr. Pablo Escalera Castillo
Deputy Chief Medical Officer:	Dr. Juan Pablo Cerwinka
Competitors' Relations Officer:	Ernesto Bachtold

Chief Media Officer:	Adrian Molina
Media Accreditation Officer:	Mauricio Gutierrez / Estefania Duvignau
Media Centre Manager:	Mauricio Gutierrez
Operations Officer:	Jorge Gómez
Information Technologies:	Heriberto Guevara
Operations, Stages:	Alberto Valencia
Service Area Coordinator:	Adda Fernanda López Alejos
Warehousing:	Jesús Rangel
Infrastructure Manager:	Amado Alarcón
Chief Controls Officer:	Roberto Mendoza Sr.
Chief Results Officer:	Jerónimo Aldana Falcón
Chief Scrutineer:	Christian Viguier
Stage Commanders:	Arturo Boy Gerardo Boy Mariele Steller Erick Alcerreca Marco Alcerreca Antonio Peñaflor Marlen Peñaflor Diego Morones
Chief Spectator Coordinator:	Vanessa Mota
Sales / Marketing:	Paloma Gonzalez
Assistant, Com. Stand Coordination	Luli Frago
Design / Image:	Oscar Gutiérrez
VIP Coordinator:	Beatriz Aponte
Social Media Manager:	Francisco Avalos

2.8. HQ Location and Details

The Rally HQ is located at:

Explanada de la Feria (Rally Campus)
Blvd. Adolfo López Mateos 1816
at Blvd. Francisco Villa
León, Guanajuato
MEXICO

Tel: +52 (477) 771-1301

Location of Start and Finish

Ceremonial Start:	Alhóndiga de Granaditas, Guanajuato
Start of Section 1:	León Fairgrounds, León
Start of Sections 2 to 6:	León Fairgrounds, León
End of Sections 2 to 5 and 7:	León Fairgrounds, León
End of Section 6:	Monte de San Nicolás, Guanajuato
Start of Section 7:	Monte de San Nicolás, Guanajuato
End of the Rally:	León Fairgrounds, León
Podium:	Foro del Lago, Parque Explora, León

Location of overnight Parc Fermé

Only one overnight Parc Fermé location will be used throughout the rally at the León Fairgrounds (Rally Campus) in León, Guanajuato.

2.9. Official Notice Board

The Official Notice Board will be located in the Service Park main area at the Secretariat.

3. PROGRAMME

3.1. Schedule Before the Rally

Saturday January 5th, 2019

Publication of Supplementary Regulations
Opening Date of Entries

Website / Courier
Permanent Secretariat

Tuesday January 22nd, 2019

Final date to notify fuel requirements

Fuel Supplier

Tuesday February 5th, 2019

18:00 Final date to receive import papers
Closing date for entries (GMT -6hrs)
Issuing of the Road Book
Publication of Rally Guide 2

Permanent Secretariat
Permanent Secretariat
Permanent Secretariat / Courier
Website

Thursday February 14th, 2019

Publication of Approved Entry List
Final date to order extra material
Final date for Shakedown registration (except P1)

Website
Permanent Secretariat
Permanent Secretariat

Monday February 19th, 2019

Publication of Media Safety Book

Website

Saturday March 2nd, 2019

12:00 Opening of Service Park for Teams

Rally Campus

3.2. Schedule During the Rally

Monday March 4th, 2019

08:00 – 22:00	Opening of Rally Secretariat & Official Notice Board	Rally Campus
08:00 – 22:00	Registration for Reconnaissance	Secretariat
16:00 – 18:00	Collection of Tracking Systems for Reconnaissance	Secretariat
16:00 – 22:00	Administrative Check-In (All competitors)	Secretariat

Tuesday March 5th, 2019

07:00 – 20:00	Opening of Rally Secretariat & Official Notice Board	Rally Campus
07:00 – 20:00	Registration for Reconnaissance	Secretariat
07:00 – 19:00	Reconnaissance	
08:00 – 20:00	Opening of Media Centre	Rally Campus
08:00 – 20:00	Administrative Checks: By appointment (P1 & P2P)	Secretariat
08:00 – 20:00	Administrative Check: (All Competitors)	Secretariat
14:00 – 18:00	Opening of Media Accreditation	Media Centre
18:00 – 20:00	Collection of FIA Safety Tracking Systems	Secretariat

Wednesday March 6th, 2019

07:00 – 12:00	Registration for Reconnaissance	Secretariat
07:00 – 19:00	Reconnaissance	
07:00 – 20:00	Opening of Rally Secretariat & Official Notice Board	Rally Campus
08:00 – 10:00	Collection of FIA Safety Tracking Systems	Secretariat, SAS
08:00 – 18:00	Opening of Media Accreditation	Media Center
08:00 – 20:00	Opening of Media Centre	Rally Campus
10:00 – 13:30	Certification, sealing and marking (P1)	Rally Campus
10:00 – 20:00	Administrative Check-In (All competitors)	Secretariat
12:00 – 14:00	Weight Checks (P1)	Service Park
16:00	Team Managers' Briefing	HQ
15:00 – 20:00	Pre-event Scrutineering (P2P, P2 & Non-Priority)	Service Park
19:00 – 21:00	Return of Tracking Systems for reconnaissance	Secretariat
19:30 – 20:00	Pre-event FIA Press Conference	Explora Park Island
20:00	Publication of Start List for Shakedown (P1 & P2P)	Official Notice Board
20:00 – 21:00	Promotional activities	Explora Park Island
20:00 – 23:00	León Welcoming Cocktail (All Drivers)	Explora Park Island

Thursday March 7th, 2019

08:00 – 20:00	Opening of Rally Secretariat & Official Notice Board	Rally Campus
08:00 – 24:00	Opening of Media Centre	Rally Campus
08:00 – 18:00	Opening of Media Accreditation	Media Centre
10:00 – 13:00	Shakedown (P1)	Llano Grande
12:00 – 14:00	Shakedown (P2P & P2)	Llano Grande
14:00 – 15:00	Shakedown (Others)	Llano Grande
14:10	'Meet the Crews'	WRC Stage, Service Park
14:30 – 15:00	Crew Safety Briefing	HQ
16:00	Publication of Start List for Sections 1 & 2	Official Notice Board
18:00	Start of Section 1 (Start of Rally)	Rally Campus
20:00	First car on start ramp, Ceremonial Start	Guanajuato
20:00	Helicopter and UAV pilots' briefing	HQ

Friday March 8th, 2019

08:00 – 22:00	Opening of Rally Secretariat	Rally Campus
08:30 – 23:00	Opening of Media Centre	Rally Campus
09:00	Start of Section 2	Rally Campus
23:00	Publication of Start List for Section 4	Official Notice Board

Saturday March 9th, 2019

06:30 – 22:00	Opening of Rally Secretariat	Rally Campus
06:00 – 23:00	Opening of Media Centre	Rally Campus
06:40	Start of Section 4	Rally Campus
12:03	Final control for NACAM Classification (Control 12B)	Rally Campus
23:00	Publication of Start List for Section 6	Official Notice Board

Sunday March 10th, 2019

07:00 – 18:00	Opening of Rally Secretariat	Rally Campus
07:30 – 19:00	Opening of Media Centre	Rally Campus
08:00	Start of Section 6	Rally Campus
15:00	Finish Podium Ceremony – End of Rally	Foro del Lago
15:45	Final Scrutineering	Scrutineering Hall
16:00	Post Event FIA Press Conference	Media Centre
18:30	Publication of Provisional Classification	Official Notice Board

Monday March 11th, 2019

09:00 – 13:00	Opening of Media Centre (Only by request)	Rally Campus
10:00 – 13:00	Opening of Rally Secretariat	Rally Campus

4. ENTRIES

4.1. Closing Date for Entries

Competitors wishing to take part in the 2019 Rally Guanajuato México must submit their entry form duly completed before Tuesday, February 5th, 2019 at 18:00 hrs. (GMT - 6 hrs.).

4.2. Entry Procedure

Those wishing to take part in Rally Mexico 2019 must register and fill in the electronic entry form available at <https://registrations.fia.com/wrcmex> duly completed before the closing date for entries. The entry will only be accepted if accompanied by the total amount of the Entry Fee. To be accepted, competitors must send proof of payment of the entry fee by e-mail to the secretary of the event (entries@rallymexico.com) by the closing date of entries. Foreign drivers must submit an approval from their ASN in the same e-mail.

The entry application should be accompanied by:

- The total entry fee
- Photocopies of:
 - FIA Licence of the entrant and both members of the crew
 - Drivers Licence of the crew members
 - First page of the homologation papers of the car with the number, group and cylinder capacity

WRC Manufacturers, WRC 2 Pro Manufacturers and WRC 2 entrants who wish to score points, must make their entries by using the electronic standard rally entry form for their championships available in the FIA application at <https://registrations.fia.com/rally>

In the case the Driver and Entrant are the same person, both licences (Driver & Entrant) must be sent and presented at registration.

4.3. NACAM Championship

Competitors wishing to enter Rally Guanajuato Corona as a NACAM Championship competitor, please refer to the NACAM Championship regulations and specific documentation for entries, fees and specific regulations.

4.4. Number of Entrants Accepted and Classes

Number of Entrants

The maximum number of entries is **60**. If more than 60 entries are received, the Organisers will create a reserve list.

Entry applications outside the FIA Championships (WRC, WRC 2 Pro, WRC 2 and NACAM Rally Championship) will be confirmed after the entry closing date.

The criteria for acceptance of entries will be in the following order:

P1, P2P and P2 drivers.

The Organisers reserve the right to accept all other entries according to the driver results and the capacity / conditions of the vehicle entered.

Accepted Cars & Classes

Cars are eligible to enter as stipulated in the Article 4.4 of the 2019 WRC Regulations. All vehicles must comply with the provisions of Appendix J 2019.

NACAM Championship eligible vehicles will be communicated in a Bulletin.

CLASSES		GROUPS
RC1		World Rally Cars: 1.6 T engine
RC2		Group R5 (VR5)
RGT		RGT cars
RC3		R3 (atmo / over 1600cc and up to 2000cc – VR3C and turbo over 1067cc and up to 1333cc – VR3C)
		R3 (turbo / up to 1620cc / nominal – VR3T)
RC4	RC4A	R2 (atmo over 1600cc and up to 2000cc – VR2C and turbo over 1067cc and up to 1333cc – VR2C)
	RC4B	R2 (atmo over 1390cc and up to 1600cc – VR2B and turbo over 927cc and up to 1067cc – VR2B)
RC5		R1 (atmo up to 1600cc - VR1 and turbo up to 1333cc - VR1)
		R1 (atmo up to 1600cc - VR1A/VR1B and turbo up to 1067cc - VR1A/VR1B)

4.5. Entry Fees and Packages for Private Entrants

Manufacturers, WRC 2 Pro and WRC 2 entered in the FIA Championships:

Entry fees and packages for Manufacturers, additional cars serviced in Manufacturer's service areas by a Manufacturer, and Support Championships registered in the FIA Championships will be those published by the FIA. (2019 WRC Regulations, Appendix VI)

Other Competitors:

With the optional advertising proposed by the Organisers:

NACAM Rally Championship entries	€ 2 900,00
Private Entries	€ 2 900,00
Legal Entries	€ 4 400,00
WRC Car Entry (any zone, legal or private)	€ 6 380,00

Without the optional advertising proposed by the Organisers:

NACAM Rally Championship entries	€ 4 400,00
Private Entries	€ 4 400,00
Legal Entries	€ 6 380,00
WRC Car Entry (any zone, legal or private)	€ 9 300,00

Definitions:

Legal Entrant: When the competing car is entered by a team (not a Manufacturer), a company or other legal entity (with legal entrant's licence issued by the FIA).

Private Entrant: When the competing car is entered by the driver or the co-driver.

Other Fees:

Reconnaissance Only Entry Fee:	€ 900
Extra Auxiliary Plate:	€ 290
Optional Shakedown (P2P, P2, Non P)	€ 250

The following table describes the contents of entry packages in addition to those stipulated in Appendix VI of the 2019 WRC Regulations:

	NACAM Champ.	Legal Entries	Private Entries
Vehicle Plates			
Service plates	2	2	2
Auxiliary plates	0	1	0
VIP plates	1	1	0
Services			
Area in Service Park	6 x 8 m	6 x 8 m	6 x 8 m
WLAN	-	-	-
Administration			
Regulations	1 (1)	1 (1)	1 (1)
Road Book Sets	3 (1)	3 (1)	2 (1)
Rally Guide 1	Website	Website	Website
Rally Guide 2	Website	Website	Website
Route maps	4 (1)	5 (1)	3 (1)
Programme	3	5	2
Results	Website	Website	Website
Passes			
Team Passes	6	8	6

() No. of copies of the total to be mailed or couriered to the Team Manager

4.6. Payment Details

Entry fees must be paid by way of a bank transfer to the organizer's bank account:

Bank: JP Morgan Chase
Account Name: Rallymex
Account No: 527023605
Bank Address: 1299 4th Street
 San Rafael, California
 United States
ABA: 322271627
SWIFT: CHASUS33

NOTE: Please include the Team and Driver names on the wire transfer instructions to the recipient as to credit each account correctly.

National (Mexican) teams, please contact the rally secretariat for other payment options at +52 55 5259 6904

4.7. Refunds

Entry fees will be refunded in full only:

- To participants whose entry has been rejected
- In the case of the rally not taking place

Organisers may refund 30% of the entry fee to those competitors who were unable to start the rally for reason of "force majeure" as agreed by the Stewards (certified by their ASN).

5. INSURANCE

Competitors and crews (driver and co-driver) are covered for public liability under a master policy held by Rallymex S.A. de C.V. for \$ 10,000,000.00 U.S. Dollars revolving coverage for any one accident or instance. The coverage includes special stages as well as road sections. The coverage will come into effect at the start of the rally and will include the Shakedown. It will cease at the end of the event or at the moment of retirement or exclusion. Full details can be obtained upon request from the Organisers.

Service vehicles and reconnaissance vehicles, including those bearing official plates issued by the Organisers, may never be considered as official participants of the rally. Therefore, they are not covered under the insurance policy of the rally and will remain the sole responsibility of their owner.

Comprehensive vehicle insurance and personal accident insurance are the sole responsibility of the entrant / competitor. As per article 2.5 of the 2019 FIA World Rally Championship Sporting Regulations, international crews are required to "have taken out an international insurance policy covering their repatriation, if necessary, after an accident".

Proof of insurance for reconnaissance cars must be shown upon registration for reconnaissance. Liability and third-party insurance as a minimum are compulsory for all crews under Mexican law.

Insurance sales are available at the secretariat during reconnaissance registration.

6. ADVERTISING AND IDENTIFICATION

Organisers Advertising

Rally Plates and Optional Advertising must be affixed on the car before scrutineering as shown in Appendix 4 of these regulations.

Restrictions

The advertising of alcoholic beverages is limited according to the Mexican legislation to alcoholic beverages under 22% in volume. Such brand logos may appear on the competition and service vehicles, as well as on drivers' overalls during the event.

Identification Numbers

The Organisers will issue Competition Numbers, according to Article 18 of the 2019 FIA WRC regulations. These Competition Numbers must be affixed on the car before pre-event scrutineering as shown in Appendix 4 of these regulations and must be visible throughout the duration of the rally.

7. TYRES

7.1. Tyres specified for use during the Rally

In addition to complying with Articles 60, 61 & 62, of the 2019 WRC Sporting Regulations, the following quantities and type of tyre are confirmed for use.

MICHELIN		
	List 1 (WRC Art. 60.3.1)	List 2 (WRC Art. 60.2.1) (WRC Cars only)
1 ST Choice	17/65 15 Latitude Cross H90 L (Left) 17/65 15 Latitude Cross H90 R (Right)	17/65 15 LTX Force M6 L (Left) 17/65 15 LTX Force M6 R (Right)
Alt. Choice	17/65 15 Latitude Cross S80 L (Left) 17/65 15 Latitude Cross S80 L (Right)	17/65 15 LTX Force H4 L (Left) 17/65 15 LTX Force H4 R (Right)

PIRELLI		
	List 1 (WRC Art. 60.3.1)	List 2 (WRC Art. 60.2.1) (WRC Cars only)
1 ST Choice	205/65-15 K4 Reinf (Left) 205/65-15 K4 Reinf (Right)	N/A
Alt. Choice	205/65-15 K6 Reinf (Left) 205/65-15 K6 Reinf (Right)	N/A

7.2. Quantity of Tyres

Tyres for all Drivers must comply with article 62.1 of the 2019 WRC Sporting Regulations.

Type of Car	Total for the entire event excluding Shakedown	Total for the entire event including Shakedown
WRC Cars	24	28
All other cars	22	26

8. FUEL

8.1. Ordering Procedure

All FIA Priority Drivers must use the FIA fuel. The supplier appointed by the FIA for 2019 is "Total Additifs et Carburants Speciaux".

The system for ordering FIA fuel is completely online and requires previous registration. The registration form issued by Total with payment instructions is available in the "Competitors" section of the event website: www.rallymexico.com

Please contact mehmet.basar@total.com for ordering instructions.

The cost of the fuel including refuel services is **€5.60** per litre (Excl. taxes), dispensed into rally cars.

It is a condition of supply that payment must be received in full before delivery can be made. The balance of non-used fuel will be credited after the rally.

8.2. Closing Date for Ordering FIA Fuel

All competitors using FIA fuel must place their fuel order directly with Total no later than Tuesday January 22nd, 2019.

8.3. Fuel Distribution

Non-Priority drivers may use either FIA fuel, following the same conditions and rules as the Priority Drivers, or commercially available pump fuel, dispensed directly into competing cars from pumps at filling stations nominated in the Road Book or when distributed from a centralised system by the organiser where filling stations are not available.

Refuel and Remote Refuel zones are as detailed in the Rally Itinerary.

For environmental and safety reasons, no refuelling is allowed in the Service Park (no refuel from cans, drums or similar) except if authorised as by Art 50 of the 2019 WRC Regulations.

8.4. Refueling

All drivers must comply with article 59.3.7 of the 2019 WRC Sporting Regulations.

9. RECONNAISSANCE

9.1. Registration Procedure

All entrants taking part in the reconnaissance must register at the Rally Secretariat to get all the necessary documentation before starting reconnaissance. Registration for reconnaissance can be completed according to the following schedule:

Monday March 4 th	08:00 – 22:00
Tuesday March 5 th	07:00 – 20:00

For priority 1 drivers, a team member duly designated can collect the materials. Other crews must register in person.

The reconnaissance ID sticker supplied during registration must be attached onto the reconnaissance car on the inside of the windshield (co-driver's side) and must be visible for the duration of the reconnaissance period.

9.2. Specific Restrictions

On special stages, the speed limit is 90 km/h unless traffic signs or lower limit zones are indicated in the reconnaissance Road Books. Additional lower limit zones may be issued before the start of reconnaissance. Competitors are reminded that stages will be open to normal traffic during reconnaissance and that they must drive in a manner that does not endanger or inconvenience other traffic or people living near the stages.

The maximum number of passengers on each special stage for reconnaissance is limited to two per entered crew. This is controlled by means of a Reconnaissance ID Sticker and a Reconnaissance Card which must be shown at the SS Start, SS Finish and if requested, to Reconnaissance Control Crews along the route.

All stages driven more than once in the rally will be considered as one stage for reconnaissance purposes.

For reconnaissance, only two passages will be allowed on each lane of the Super Special Stage.

Under no circumstances may crews drive in the opposite direction of the rally in the special stages according to the schedule, unless directed by the Organisers or authorities. Entering and leaving the special stage elsewhere than through Start and Finish controls is prohibited.

Special ID stickers will be issued for service vehicles used during reconnaissance as per WRC Reg. Art. 25.4.6.

9.3. Speed control checking devices

All crews will be required to use a special system for controlling the speed throughout reconnaissance by means of GPS.

This tracking system will be handed out at the Rally Secretariat.

The equipment will be available for collection at the Secretariat on Monday March 4th between 16:00 and 18:00. The equipment must be returned at the Rally Secretariat on Wednesday March 6th between 19:00 and 21:00 hrs.

10. ADMINISTRATIVE CHECKS

Administrative checks will take place at the rally secretariat following the specified schedule (Art. 3 of these regulations). All competitors must pass administrative checks before proceeding to pre-event scrutineering.

10.1. Documents to be Presented

The following documents will be checked:

- FIA licence of the entrant and both members of the crew
- Valid Driver's Licence for both members of the crew
- Driver and Co-Driver passport or Identification
- ASN Stamp or letter of authorisation for foreign competitors
- Information given in the entry form
- Car insurance cover certificate
- Car insurance registration papers

10.2. Timetable

16:00 – 22:00	Monday March 4 th	All Competitors
08:00 – 20:00	Tuesday March 5 th	P1 & P2P by appointment
08:00 – 20:00	Tuesday March 5 th	All Competitors

11. SCRUTINEERING, SEALING AND MARKING

Before pre-event scrutineering, competition numbers, rally plates and optional advertising, if accepted, must be affixed on the car.

11.1. Scrutineering Venue and Timetable

Sealing of parts and delivery of Scrutineering Certificates for WRC Manufacturer cars will be held in each individual team service areas from 10:00 to 13:30 on Wednesday March 6th following a schedule published in a bulletin.

Checking of the Weight for Manufacturer cars will take place on Wednesday March 6th from 12:00 to 14:00.

P2P, P2 & Others.

Sealing and marking of components will be performed during Pre-event Scrutineering starting at 15:00 Hrs on Wednesday March 6th in the Scrutineering Area in Rally Campus according to a specified schedule drawn up and published in a bulletin before the event.

11.2. Transverse Mud Flaps

The use of Transverse Mud Flaps is mandatory as per Art. 252.7.7 of Appendix J of the FIA Sporting Code – Mud flaps.

11.3. Windows / Nets

The use of tinted or silvered windows, according to Appendix J, Art 253 Art 11, is authorized on rear side windows only.

11.4. Driver's Safety Equipment

Although drivers are not required to be present, all items of clothing and equipment in compliance with Appendix L Chapter III -including helmets and FHR (Frontal Head Restrain) intended to be used - must be presented during scrutineering.

12. OTHER PROCEDURES

12.1. Ceremonial Start Procedure and Order

The start of the rally (TC0) will take place at the Rally Campus Service OUT control on Thursday March 7th, 2019 starting at 18:00 hrs. There will be no holding area prior to the start of the rally. Competitors must check in at TC 0 at their published start times. Section 1 Time Cards can be collected at the TC 0 Control table 15 minutes before the first car is due.

From TC0 competitors will proceed to Silao, where a pre-start ceremony will take place between TC 0A and TC 0B. From there they will proceed to TC 0C. There will be no escort for competitors to enter Guanajuato.

The ceremonial start will take place between the TIME CONTROL and START CONTROL of SS1, at the "Alhondiga de Granaditas" in Guanajuato. The start interval will be 3 minutes for all competitors in section 1. The start order for the ceremonial start and until the overnight park fermé (Section 1, TC 1B) will be at the discretion of the organizers in the interest of spectators and television. The start order will be as WRC Art. 45.2 for the rest of the rally.

12.2. Time Card Changes during the Rally

Time Cards will be issued or changed at the following time controls for the start of each section:

TC 0, TC 1C, TC 4C, TC 9E, TC 12C, TC 18E, TC 20B

12.3. Finish Procedure

The rally will end at Time Control TC 21C (Service H Out - Finish Area In) After this control a pre-finish holding area will be established and crews will be directed to the podium in the specified order outlined in Appendix IV of the WRC regulations at the appropriate times.

In case the highest classified Mexican crew has not checked into TC 21C by 14:45, article 2.4 of appendix IV of the 2019 WRC Regulations will not apply.

12.4. Permitted Early Check-In

Competitors are allowed to check in early without incurring a penalty at:

- "Tech Zone IN" control TC 1A
- "Flexi-Service OUT - Parc Fermé IN" controls TC 9D and TC 18D
- "San Nicolas Regroup IN" control 20A

12.5. Super Special Stage Procedure and Running Order

V-Power Shell Stages SS 8/9/16/17 will run under Super Special Stage regulations as stated in this article and all relevant regulations of the 2019 WRC Sporting Regulations.

On SS 8/9 and 16/17, cars will run two at a time. At the start of stages 8 and 16, the two cars will be placed side by side in separate lanes, A and B. The first car entering the start area will be directed to lane A, the second to lane B. After completing the stages, the cars will be immediately directed to the starting gate, switch lanes and start stages 9 and 17 respectively.

The Organisers may, at their discretion, pair drivers on the stage in the interest of the spectators and television. This pairing may change the running order of the day. There will be a 20-minute holding area between the Time Control and the first Stage Start where any changes in running order will be made. The running order established from this point will remain the same throughout the remainder of the section. Refer to Rally Guide 2 for procedure diagrams.

There will not be a Time Control between special stages 8 & 9 in Section 3 and stages 16 & 17 in Section 5. The road section between the finish of the first stage of the pair and the start of the second stage is enclosed within the control area and considered as Parc Fermé (WRC Reg. 2.10) where no repairs or assistance may take place.

Any crew unable to complete any of the Super Special Stages 8, 9, 16 or 17 will be penalised as stipulated in Art. 46.2 of the 2019 WRC Regulations.

Should a car fail to complete any of the Super Special Stages within **4** minutes from his stage start time, the Organisers will **immediately** remove it to the road section after the STOP control and the competitor will be considered to have retired on that stage.

If the running of the Super Special Stage is interrupted, this will be signalled to the drivers by red flags shown by properly identified marshals.

When given this signal, the driver must immediately reduce speed and follow the instructions of the marshals or other officials. Failure to comply with this rule will entail a penalty at the discretion of the Stewards. (Article 40.5.3 of the 2019 WRC Regulations).

If the display of the red flags is caused by one of the two cars blocking the stage or delaying the other competitor, the provisions of WRC Regulations Article 39 will apply.

12.6. Tyre Pressure

The adjustment of tyre pressure by the crew is permitted between TC 12 and the start of SS 12 El Brinco 1

12.7. Special Procedures / Activities

An autograph signing session will be organised at the Explora Park Island during the Mayor's Welcoming Cocktail on Wednesday 6th March 2019 from 20:00 to 21:00 hrs. All drivers must attend.

Special spaces for autograph signing will be set up in front of team service areas. All crews are expected to sign autographs for 10 minutes during midday service on Friday and Saturday, as per article 13.4.7 of the 2019 WRC Sporting Regulations.

12.8. Official Time used during the Rally

Start Intervals

The minimum start intervals between all cars from the start of Section 2, and for the remainder of the rally, will be 3 minutes.

Time

The official time throughout the rally will be that of the NIST Stations WWV and WWVB in Fort Collins, Colorado, USA, which can be found at <http://nist.time.gov>, and different shortwave frequencies, synchronised to the local hour of León, (GMT -6, U.S. Central Time Zone).

12.9. Re-start after retirement

Restart after retirement is permitted as stipulated under Art. 46 of the 2019 WRC Regulations.

12.10. Shakedown

All P1 and P2P drivers will be required to complete their first passage of Shakedown in order of Championship classification, and at an interval as determined by the Organiser, in consultation with the FIA and WRC Promoter.

A start list for this first passage will be published at 20:00 on Wednesday 6th March 2019. At the conclusion of these fixed passages, P1 and P2P drivers will be able to continue their shakedown runs.

There will be a technical zone before the shakedown start control.

12.11. Street Stages

For the purpose of establishing the restart orders under Art. 45.2 of the 2019 FIA WRC Sporting Regulations, SS 18 Street Stage León 2 is considered as a Super Special Stage.

12.12. Power Stage

There will be a 45 minute regroup before the start of the Power Stage (SS 21), as live TV coverage will be carried out (WRC Regs Art 13.3.2).

Competitors are reminded that as per article 13.3.2 of the WRC Regulations, the provisions of 48.2.2 do not apply to the pre-Power Stage regroup, therefore the passing of food, drink, clothing and information to or from the crews is forbidden. Infractions will be reported to the stewards.

All competitors selected for live TV coverage, except the last, shall stop at the STOP control to complete their time card procedure and live TV interviews. Once the interview and time card procedure are completed, these competitors must proceed to the Podium holding area following the road book and follow officials' instructions.

The last competitor selected for Live TV coverage shall NOT stop at the STOP control and shall drive directly to the Power Stage Podium holding area. A dedicated parking place, closer to the podium area, will be available for this car. At the designated parking place, the crew can get out of the car and celebrate on its roof as normal. The Time Control procedure shall be completed at that spot by the co-driver while the interviews are taking place.

Live TV podium will then take place as normal.

12.13. End of Power Stage

For the purpose of Live TV there will be interviews at the STOP control of the stage. The Organizers, in conjunction with WRC Promoter, may stop any car and its crew on the road section after the STOP control of the stage, so that they can take part in media interviews and a made-for-TV podium ceremony. These crews will be directed by officials after the STOP control of the stage. If necessary, additional time for the road section to TC 21A will be given by an official at this location on the time card.

12.14. NACAM Classification

NACAM Championship classification will start at Time Control 0 up to Time Control 12B.

Specific regulations and eligible vehicles will be published in a bulletin.

Any car entered in the Rally Guanajuato Corona as a NACAM Championship competitor and retiring finally at any point after TC12B shall be subject to parc fermé rules and must, after retirement, be brought to the final Parc Fermé. It shall remain there until the opening of the final Parc Fermé by the Stewards. Any competitor not complying with the above conditions will not be classified in the NACAM Championship.

In case of any dispute between the regulations applicable for the NACAM Championship and the 2019 WRC Sporting Regulations, the latter shall take precedence, apart from the eligibility of cars.

12.15. On Board Cameras

As per article 65.1 of the WRC Regulations, the entrant of any car which carries an on-board camera, must have the prior agreement of the Promoter.

Authorized cameras will be identified by an adhesive decal and must be mounted in the car at the time of scrutineering.

13. IDENTIFICATION OF OFFICIALS

The post chiefs will be identified as follows:

Stage Commander:	Blue Tabard
Stage Safety Officer:	Green Tabard / Yellow Reflective Tabard
Doctor/Medic:	White with "Doctor" legend
Scrutineering:	Black Tabard
CRO:	Red Vest with "CRO" legend
Control Officials:	Orange Tabard
Safety Marshals:	Yellow Tabards

14. PRIZES

Trophies will be awarded as follows:

- **Winning WRC Manufacturer:** 1st One Trophy
- **Overall Classification:** 1st, 2nd, 3rd, 4th and 5th Two Trophies
- **FIA WRC 2 Pro Classification:** 1st, 2nd and 3rd Two Trophies
- **FIA WRC 2 Classification:** 1st, 2nd and 3rd Two Trophies
- **FIA NACAM Rally Champ. Classification:** 1st, 2nd and 3rd Two Trophies
- **Class Classification as WRC Art. 4.4:** 1st : Two Trophies
- **Bernard Audibert Cup:** Two cups awarded to the best all Mexican classified crew (driver and co-driver).

- **Note:** Other contingency prizes may be awarded.

15. FINAL CHECKS AND PROTESTS

15.1. Final Checks

Post event scrutineering will be held on Sunday March 10th starting at 15:45 hrs in the Scrutineering Area in Rally Campus.

Those crews selected by the Stewards for final scrutineering will be notified by the clerk of the course and are required to provide the proper equipment and technicians in the Scrutineering Area in Rally Campus.

15.2. Protest Fees

The amount of the protest fee is: €1,000.

If the protest requires the dismantling and the re-assembling of different parts of a car, the claimant must pay an additional deposit.

The expenses incurred by the work and transport of the car shall be borne by the claimant if the protest is unfounded, or by the competitor against whom the protest is lodged if the claim is upheld.

If the protest is unfounded, and if the expenses incurred by the protest (scrutineering, transport, etc) are higher than the deposit amount, the difference shall be borne by the claimant. Conversely, if the expenses are less, the difference shall be returned to them.

15.3. Appeal Deposit

- Sum of the international appeal deposit: € 6,000.

APPENDIX 1 – PROVISIONAL ITINERARY

Thursday March 7th

T.C.	Location	Distances			Target Time	1st Car Due
		S.S.	Liaison	Total		
SP	Service Park Out - Rally Campus León					
RZ-0	To next Refuel Zone	(5.31)	(32.95)	(38.26)		
SD	Llano Grande		(16.80)	(16.80)	(0:30)	
SD	Shakedown	(5.31)				(9:00)
SP	Service Park IN		(16.15)	(21.46)	(0:45)	
Shakedown Totals		(5.31)	(32.95)	(38.26)		

Shakedown

Version 2 Mx19

Thursday March 7th (Start of Rally)

T.C.	Location	Distances			Target Time	1st Car Due
		S.S.	Liaison	Total		
0	Start of Rally - Rally Campus León					18:00
RZ-1	To next Refuel Zone	1.14	112.43	113.57		
0A	Silao Square IN		35.65	35.65	0:50	18:50
0B	Silao Square OUT		0.19	0.19	0:15	19:05
0C	Teatro Juarez		23.12	23.12	0:45	19:50
1	Alhóndiga		1.00	1.00	0:08	19:58
SS 1	Street Stage GTO	1.14				20:08
1A	Tech Zone IN (Early Check-in permitted)		52.47	53.61	1:20	21:28
1B	Tech Zone OUT - Overnight Regroup IN				0:10	21:38
Thursday Totals		1.14	112.43	113.57		

Section 1

Version 2 Mx19

Friday March 8th

T.C.	Location	Distances			Target Time	1st Car Due
		S.S.	Liaison	Total		
1C	Overnight Regroup OUT - Service A IN					9:00
SP-A	Rally Campus Service Park	(1.14)	(112.43)	(113.57)	0:15	
1D	Service A OUT					9:15
RZ-2	To next Refuel Zone	48.85	54.08	102.93		
2	Cuestecita		43.91	43.91	1:00	10:15
SS 2	El Chocolate 1	31.57				10:18
3	El Zorrillo		7.39	38.96	1:00	11:18
SS 3	Ortega 1	17.28				11:21
	Refuel All (Las Palomas)		(2.78)	(20.06)		
RZ-3	To next Refuel Zone	1.11	63.65	64.76		
4	Rally Campus León		65.43	82.71	1:40	13:01
SS 4	Street Stage León 1	1.11				13:04
4A	Tech Zone IN		1.00	2.11	0:10	13:14
4B	Tech Zone OUT - Regroup IN				0:05	13:19
4C	Regroup OUT - Service B IN				0:20	13:39
SP-B	Rally Campus Service Park	(49.96)	(117.73)	(167.69)	0:40	
4D	Service B OUT					14:19
RZ-4	To next Refuel Zone	48.85	54.08	102.93		
5	Cuestecita		43.91	43.91	1:00	15:19
SS 5	El Chocolate 2	31.57				15:22
6	El Zorrillo		7.39	38.96	1:00	16:22
SS 6	Ortega 2	17.28				16:25
	Refuel All (Las Palomas)		(2.78)	(20.06)		
RZ-5	To next Refuel Zone	15.38	73.45	88.83		
7	San Nicolas		14.06	31.34	1:00	17:25
SS 7	Las Minas	10.72				17:28
7A	LFZ IN		46.03	56.75	1:00	18:28
7B	LFZ OUT				0:10	18:38
8	Autódromo de León		1.22	1.22	0:10	18:48
SSS 8	V-Power Shell Stage 1	2.33				19:08
SSS 9	V-Power Shell Stage 2	2.33				19:13
9A	Tech Zone IN		14.92	17.25	0:50	20:03
9B	Tech Zone OUT - Parc Fermé IN				0:10	20:13
9C	Parc Fermé OUT - Flexi-Service C IN					
SP-C	Rally Campus Service Park	(64.23)	(127.53)	(191.76)	0:45	
9D	Flexi-Service C OUT - Parc Fermé IN	For classified cars, except re-starting crews, 9D closes at				0:00
Friday Totals		114.19	245.26	359.45		

Section 2

Section 3

Version 2 Mx19

Saturday March 9th

T.C.	Location	Distances			Target Time	1st Car Due
		S.S.	Liaison	Total		
9E	Overnight Regroup OUT - Service D IN					6:40
SP-D	Rally Campus Service Park	(0.00)	(0.00)	(0.00)	0:15	
9F	Service D OUT					6:55
RZ-6	To next Refuel Zone	25.90	45.22	71.12		
10	Guanajuatito		27.55	27.55	0:45	7:40
SS 10	Guanajuatito 1	25.90				7:43
	Refuel All (Alfaro)		(17.67)	(43.57)		
RZ-7	To next Refuel Zone	41.72	58.89	100.61		
11	Sauz Seco		36.20	62.10	1:50	9:33
SS 11	Otates 1	32.27				9:36
12	Arperos		4.94	37.21	0:55	10:31
SS 12	El Brinco 1 (Live TV)	9.45				10:38
12A	Tech Zone IN		35.42	44.87	1:20	11:58
12B	Tech Zone OUT - Regroup IN				0:05	12:03
12C	Regroup OUT - Service E IN				0:27	12:30
SP-E	Rally Campus Service Park	(67.62)	(104.11)	(171.73)	0:40	
12D	Service E OUT					13:10
RZ-8	To next Refuel Zone	25.90	45.22	71.12		
13	Guanajuatito		27.55	27.55	1:00	14:10
SS 13	Guanajuatito 2	25.90				14:13
	Refuel All (Alfaro)		(17.67)	(43.57)		
RZ-9	To next Refuel Zone	47.49	60.96	108.45		
14	Sauz Seco		36.20	62.10	1:55	16:08
SS 14	Otates 2	32.27				16:11
15	Arperos		4.94	37.21	0:55	17:06
SS 15	El Brinco 2 (Live TV)	9.45				17:13
15A	LFZ IN		20.34	29.79	0:50	18:03
15B	LFZ OUT				0:10	18:13
16	Autodromo León		1.22	1.22	0:05	18:18
SSS 16	V-Power Shell Stage 3	2.33				18:38
SSS 17	V-Power Shell Stage 4	2.33				18:43
18	Rally Campus León		14.93	17.26	0:40	19:23
SS 18	Street Stage León 2	1.11				19:26
18A	Tech Zone IN		1.00	2.11	0:20	19:46
18B	Tech Zone OUT - Parc Fermé IN				0:10	19:56
18C	Parc Fermé OUT - Flexi-Service F IN					
SP-F	Rally Campus Service Park	(73.39)	(106.18)	(179.57)	0:45	
18D	Flexi-Service F OUT - Parc Fermé IN					0:00
	For classified cars, except re-starting crews, 18D closes at					
Saturday Totals		141.01	210.29	351.30		

Version 2 Mx19

Section 4

Section 5

Sunday March 10th						
T.C.	Location	Distances			Target Time	1st Car Due
		S.S.	Liaison	Total		
18E	Overnight Regroup OUT - Service G IN					8:00
SP-G	Rally Campus Service Park	(0.00)	(0.00)	(0.00)	0:15	
18F	Service G OUT					8:15
RZ-10	To next Refuel Zone	49.45	52.83	102.28		
19	Sauz Seco		21.02	21.02	0:45	9:00
SS 19	Alfaro	24.38				9:03
20	Cuestecita		21.05	45.43	1:05	10:08
SS 20	Mesa Cuata	25.07				10:11
	Refuel All (Las Palomas)		(10.76)	(35.83)		
RZ-11	To Final Parc Fermé	10.72	71.25	81.97		
20A	San Nicolas Regroup IN - Tech Zone IN		18.81	43.88	1:12	11:23
20B	San Nicolas Regroup OUT				0:45	12:08
21	San Nicolas		3.10	3.10	0:07	12:15
SS 21	Las Minas Power Stage (Live TV)	10.72				12:18
21A	Tech Zone IN		57.83	68.55	1:30	13:48
21B	Tech Zone OUT - Service H IN				0:05	13:53
SP-H	Rally Campus Service Park	(60.17)	(121.81)	(181.98)	0:10	
21C	Service H OUT - Finish Area IN					14:03
	Finish Podium		(0.95)	(0.95)		15:00
	Parc Fermé		(1.32)	(1.32)		
Sunday Totals		60.17	121.81	181.98		

Section 6

Section 7

Version 2 Mx19

TOTALS OF THE RALLY					
DAY	S.S.	Liaison	Total		%
Thursday March 7th	1.14	112.43	113.57		1%
Friday March 8th	114.19	245.26	359.45	% of Special Stages	32%
Saturday March 9th	141.01	210.29	351.30		40%
Sunday March 10th	60.17	121.81	181.98		33%
Total	316.51	689.79	1,006.30		31%

APPENDIX 2 – PROVISIONAL RECONNAISSANCE SCHEDULE

P1, P2P and WR Cars

SS	Name	From	To	Window
Tue				
2/5 + 3/6	El Chocolate + Ortega	7:00	10:30	3:30
7/21	Las Minas	8:00	13:00	5:00
1	Street Stage GTO	10:00	12:00	2:00
11/14 + 12/15	Otates + El Brinco	11:45	16:00	4:15
8/9/16/17	SSS Autódromo de León	14:00	16:30	2:30
SD	Shakedown	14:30	16:30	2:00
4/18	Street Stage Leon	16:00	18:00	2:00
Wed				
10/13	Guanajuatito x2	7:00	11:30	4:30
19	Alfaro x2	9:00	13:00	4:00
20	Mesa Cuata x2	10:45	14:00	3:15

P2 and Others

SS	Name	From	To	Window
Tue				
2/5 + 3/6	El Chocolate + Ortega	7:30	11:00	3:30
7/21	Las Minas	8:30	13:30	5:00
1	Street Stage GTO	10:30	12:00	1:30
11/14 + 12/15	Otates + El Brinco	12:15	16:30	4:15
8/9/16/17	SSS Autódromo de León	14:30	17:00	2:30
SD	Shakedown	15:00	17:00	2:00
4/18	Street Stage Leon	16:30	18:30	2:00
Wed				
10/13	Guanajuatito x2	7:30	12:00	4:30
19	Alfaro x2	9:30	13:30	4:00
20	Mesa Cuata x2	11:15	14:30	3:15

*The SSS start will not be given to different priority groups on the same run as time schedules overlap.

APPENDIX 3 – COMPETITORS' RELATIONS OFFICERS



Ricardo Vélez
cro@rallymexico.com
Spanish – English



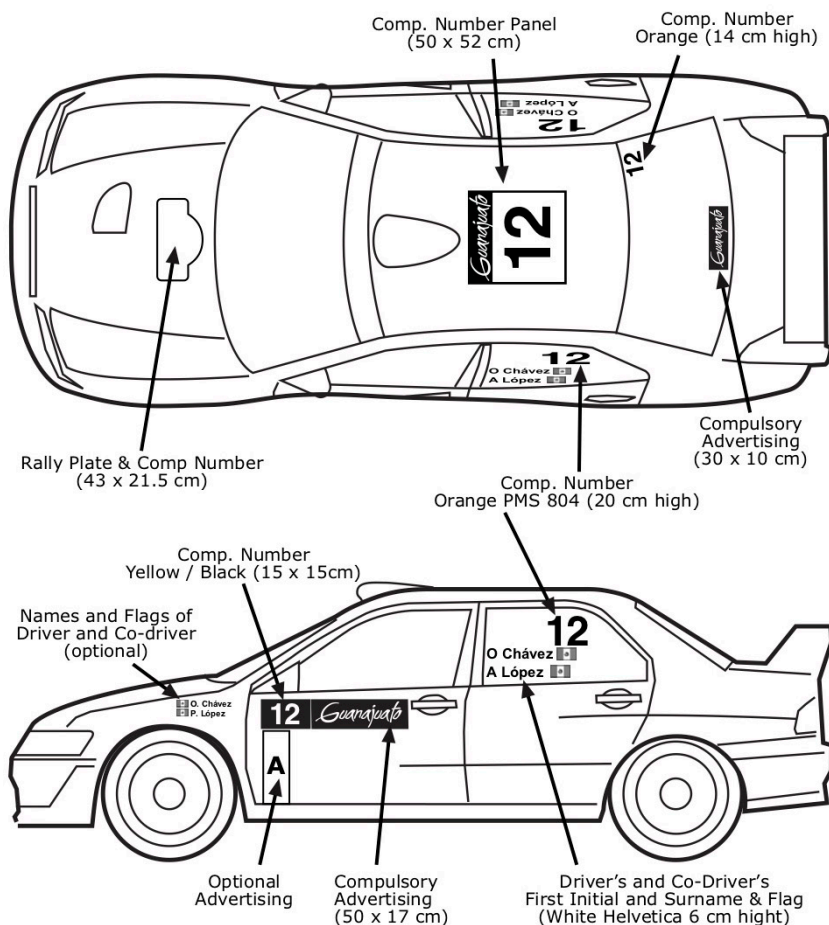
Ernesto Bachtold
cro@rallymexico.com
Spanish – English – German

The Competitors' Relations office is located in the Service Park next to the Rally Secretariat.

A detailed schedule of the CRO activities will be published on the Bulletin Board.

APPENDIX 4 – COMPETITION NUMBERS AND ADVERTISING

Size and colours for the competition numbers will follow Article 18 of the 2019 FIA WRC Regulations. The competition numbers and the optional advertising must be affixed according to the following diagram:



A: Optional Advertising (15x35cm vertical).

Optional advertising will be announced in a bulletin.

APPENDIX 5 - SAFETY REQUIREMENTS

All the entrants and drivers are reminded of the Appendix L to the 2019 FIA International Sporting Code, in particular regarding Chapter III – Drivers' Equipment (helmets, flame-resistant clothing, frontal head restraint (FHR) and safety belts).

Clothing comprising overalls, gloves (optional for co-drivers), long underwear, balaclavas, socks and shoes must be homologated to FIA 8856-2000.

These regulations also apply to the Shakedown stage.

APPENDIX 6 – SAS – SAFETY TRACKING SYSTEM

Welcome

This manual is provided as a guide for the installation of the WRC Tracking System Kit, for competition vehicles only. Care should be taken when considering the location of components with regard to electrical cabling and fire suppression systems already installed in the vehicle. Please check always that the components of your kit are as requested.

Table of Contents

1. Tracking Unit Kit Components	3
2. Power Supply.....	3
3. Connection Diagram	3
4. Tracking Unit Dimensions	4
5. Tracking Unit Mounting	5
6. Antenna Installation	6
6.1 External Antenna Installation	7
6.2 Internal Antenna Installation	8
7. Contact	8

1. Tracking Unit Kit Components & Steps

The WRC Tracking System Kit includes:

- WRC Tracking Installation and Fitting Kit Instruction Sheet;
- 3-in-1 antenna with leads;
- Internal radio antenna with lead;
- 6 – 24v wiring loom with plug;
- Mount, to be bolted to tunnel;
- Adjustable mount connector/knuckle.



(Contents may differ slightly to image shown)

WRC tracking system fitment steps:

1. Mount WRC tracker;
2. Fit external & internal antennas, running leads to the WRC tracker;
3. Fit wiring loom, ensuring that a solid 9 to 28 volts is supplied;
4. Connect all antenna connections, make sure they are tight using an 8mm spanner;
5. Apply power.

2. Power Supply

WRC tracking system requires a reliable power supply from 9 to 28 volts DC. We recommend a 5 amp (Max) blade type or similar quality fuse is used at the battery supply end of the WRC tracking system power lead.

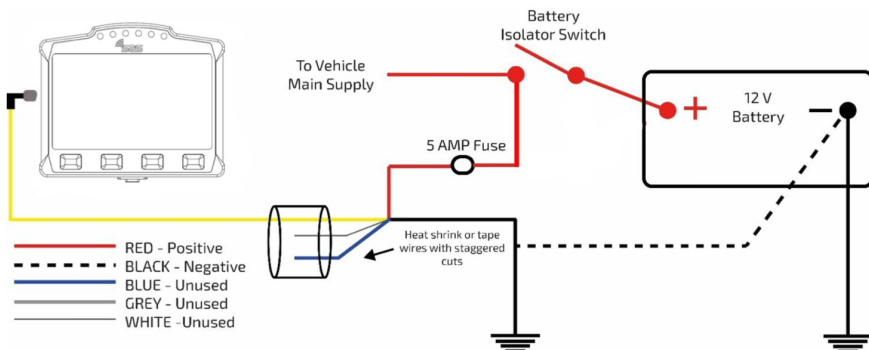
Zero volts or battery negative can be picked up at any suitable earthing point providing the isolation switch does not switch the negative side of the battery.

The WRC tracking system unit has an internal battery that is kept charged via the car's power supply. It acts as a reserve supply to power the unit in the case of an accident where a car's power supply is interrupted (e.g. car battery smashed or dislodged).

Note: The tracking device should only be powered once it is placed in its final position in the vehicle; this ensures accelerometers are calibrated correctly.

3. Connection Diagram

The 6-24v wiring loom, includes five wires. The white blue and grey wires must be stagger cut and heat shrunk or taped back so they cannot short to ground or to each other. Red and black are used as follows:

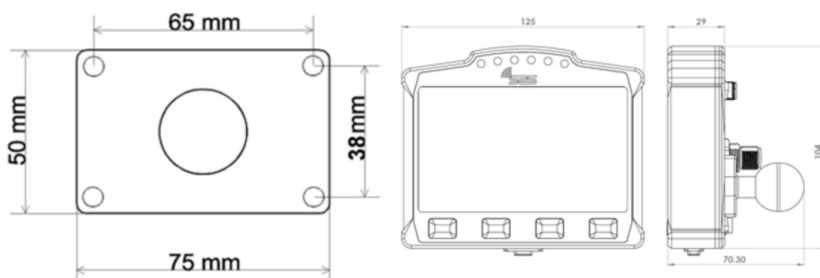


RALLYSAFE 12V WIRING DIAGRAM

During installation, the wiring loom should be routed away from the engine compartment, Ignition or Alternator wiring.

300 mm of Power Supply Wiring Loom is required to be available for connection to the WRC Tracker Unit at the mounted position.

4. Tracking Unit Dimensions



5. Tracking Unit Mounting

The preferred location and mounting for the WRC tracking system unit is a RAM style 50mm x 75mm flat base with ball, bolted through the tunnel with four **M6** Bolts.

It should be in a central, protected location on the central tunnel in front of the seats and both easily visible and accessible by both the driver and co-driver/nav.

Care should be taken when considering the location of the Mounting Point with regard to electrical cabling and fire suppression systems installed in the vehicle.

Photographs of mounting and positioning can be seen in Fig.1 and Fig.2 respectively.

Alternatively, the WRC tracking system unit can be mounted in a central protected location on the vehicle dashboard that is easily visible and accessible by both the driver and co-driver.

Mounting is a Ram style 50mm x 75mm flat base with ball, bolted with four **M6** bolts through the dashboard and a compulsory 3mm backing plate measuring no less than 145mm x 120mm




Figure 1. 25mm rubber ball securely attached to the tunnel



Figure 2. The WRC tracking unit mounted onto the 25mm rubber ball mount and connected through the RallySafe connector

6. Antenna Installation

All leads on both external and internal antennas must run on the inside of all roll cage bars. This is to stop cable crushing on impact.

Antenna must not be mounted within 200 mm of any high frequency antenna's or cabling

The preferred route is to go down from the antenna, underneath the closest part of the roll cage (roof cross or main hoop), follow that along to the roof hoop, then go down the inside A pillar to the unit. Please allow 200mm clearance of high frequency antenna or cabling

Any excess cable must be run so that the cable is not bent any tighter than a 100mm radius. We recommend running it across the underside of the dash and back (do not coil in tight loops).

Cables must be tied neatly along the whole installation all the way to the unit so they can't be accidentally caught or dislodged.

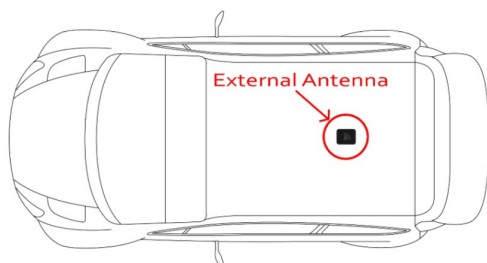
All this will be checked at scrutineering and you may be required to fix it before your car can pass.

Note: All antenna connections need to be firmly tightened with an 8mm spanner.

6.1. External Antenna

The antenna is mounted through a 12mm hole in a central location on the ROOF of the vehicle, rear of the main roll bar hoop, allowing the cabling to pass through the roof and follow the cage bars back to the unit location. The antenna is a fully watertight unit, which seals against the roof surface.





Antenna leads are connected as follows (There may be variations with the type and number of leads).

1. The 2 UHF leads, colour-coded **Blue**, is connected to the terminal labelled "WiFi" on the WRC unit (Right Hand Thread). Terminals are located of the rear of the unit and/or colour-coded Blue.
2. The Satellite Communication antenna lead is connected to the center or rear terminal labelled "IRI" (Left Hand Thread). It may also be colour-coded **Yellow** (this may be not marked on the 2-in-1 antenna).
3. The GPS antenna lead labelled "GPS", is connected to the terminal labelled "GPS" on the WRC unit (Right Hand Thread). Terminals may be on the side or rear of the unit and/or colour-coded **Green**.
4. GSM, has a small stick antenna supplied with the WRC unit, and is connected to corresponding terminal labelled "GSM" on the WRC unit (Left Hand Thread). The terminal is located on the rear of the unit and/or colour-coded **Red**.

6.2. Internal Antenna

The Internal Antenna should be placed on the inside of the ROOF in a clear uncluttered area, with a 200mm radius clear of any bar work or solid metal object. The internal antenna has a magnetic base with double-sided tape for adhesion. The cable is then run to the WRC unit. Please keep cable on the inner side of the roll cage pipework so as not to be crushed in the event of an accident.




Figure 3. The internal antenna must be at least 200mm away from any roll cage components

7. Contact Us

For assistance, please contact the RallySafe Support Team by emailing: support@rallysafe.com.au

Product Disclaimer

"This manual, the specifications, and the material contained in it, as released by Status Awareness Systems and RallySafe, is for the purpose of information only. Due to continuous ongoing development, information and specifications may change at any time without notice. SAS, and the companies that have contributed to it, shall not be liable for any use of the manual or information supplied.

The material contained in this manual is protected by copyright and other types of Intellectual Property Rights. The commercial exploitation of the material contained in this specification requires a license to such Intellectual Property Rights.

This manual may be utilised or reproduced without any modification, in any form or by any means, for informational purposes only. For any other purpose, no part of the specification may be utilised or reproduced, in any form or by any means, without permission in writing from SAS.

The word RallySafe and the RallySafe logo are registered trademarks".