




WRC
FIA WORLD RALLY
CHAMPIONSHIP

wrc.com

Supplementary Regulations



ABRIL 25 al 28 - APRIL 25 to 28



WRC
FIA WORLD RALLY
CHAMPIONSHIP




ANONIMO
watches

AsahiKASEI




AUTODOC+



RALLY ARGENTINA 2019
APRIL 25 – 28, 2019

- * FIA World Rally Championship for Drivers
- * FIA World Rally Championship for Co-Drivers
- * FIA World Rally Championship for Manufacturers
- * FIA WRC 2 Pro Championship for Drivers
- * FIA WRC 2 Pro Championship for Co-Drivers
- * FIA WRC 2 Pro Championship for Manufacturers
- * FIA WRC 2 Championship for Drivers
- * FIA WRC 2 Championship for Co-Drivers

SUPPLEMENTARY REGULATIONS



RALLY ARGENTINA ENVIRONMENTAL POLICY

For the AUTOMOVIL CLUB ARGENTINO as organizer of the WRC Rally Argentina, the protection of the Environment is of fundamental importance, as it is for our collaborators, stakeholders and community in general.

In order to comply with this Policy, we commit to:

- a. Comply with national, provincial and municipal laws and regulations.**
- b. Continuously improve the environmental performance of our processes and services, continually adapting our environmental objectives and goals.**
- c. Protect the health and safety of our employees.**
- d. Protect the Ecosystem by controlling the Environmental Impacts that occur.**
- e. Use natural resources, energy and raw materials in the most efficient possible way.**

Our work in pursuit of these commitments will consist of:


- a. Create in our collaborators a very defined environmental awareness through training and environmental conduct at all levels and more specific environmental training where appropriate.**
- b. Disseminate and promote the environmental knowledge of the different agents (organization, drivers and all involved teams, and spectators).**
- c. Encourage cooperation and exchange with environmental agents.**
- d. Identify and apply ways to optimize transport and logistics to reduce emissions.**
- e. Identify and implement energy-efficient and environment-friendly solutions.**
- f. Implement measures to promote the selective collection of waste, as well as adequate disposal of waste.**
- g. Involve all local authorities in the zones of passage of the rally.**
- h. Reduce to the maximum the number of documents printed on paper, favoring the dissemination of digital documentation.**
- i. Integrate our suppliers and stakeholders, to our line of thinking framed in this Environmental Policy.**

August 1, 2017

INDEX

Content	Page
1. Introduction	6
1.1 Introduction	
1.2 Road Surface	
1.3 Overall SS distance and total distance of the itinerary	
2. Organization	7
2.1 FIA titles for which the rally counts	
2.2 VISA numbers – FIA and ASN	
2.3 Organiser's name, address and contact details (permanent office)	
2.4 Organising Committee	
2.5 Stewards	
2.6 FIA Delegates	
2.7 Senior Officials	
2.8 HQ location and contact details	
2.9 Official Notice Board location	
3. Programme	9
3.1 Before the rally week	
3.2 During the rally week	
3.3 Locations	
4. Entries	13
4.1 Closing date for entries	
4.2 Entry Procedure	
4.3 Number of competitors accepted and classes	
4.4 Entry Fees and packages	
4.4.1 Manufacturers, additional cars, other WRC cars, WRC 2 and WRC 3	
4.4.2 Other Competitors	
4.4.2.1 Entry fees	
4.4.2.2 Administrative packages	
4.5 Payment Details	
4.6 Refunds	
5. Insurance	15
5.1 Description of insurance cover	
6. Advertising and identification	16
6.1 Rally Plates and competition numbers	
6.2 Organisers' advertising	
7. Tyres	16
7.1 Tyres specified for use during the rally	
7.2 Tyres quantities	
7.3 Tyres marking and location	
8. Fuel	17
8.1 Ordering procedure and price per litre	
8.2 Closing date for ordering FIA fuel	
8.3 Non priority drivers	
8.3.1 Non FIA fuel order procedure	
8.3.2 Dispensing	
8.4 Fuel couplings	
9. Reconnaissance	18

9.1 Procedure for registration	
9.1.1 Installation of speed control checking devices	
9.2 Specific Restrictions- Speed limit on the special stages	
9.2.1. Special procedures for SSSs	
9.2.1.1. SSS1	
9.2.1.2 SSS5/12	
10. Administrative checks	19
10.1 Documents to be presented	
10.2 Timetable	
11. Scrutineering, sealing and marking	19
11.1 Venue and Timetable	
11.1.1 Manufacturer cars	
11.1.2 Cars not entered by a Manufacturer	
11.2 Transversal mud flaps	
11.3 Tinted windows	
11.4 Drivers' safety equipment	
11.5 Noise level	
11.6 Preparation of engines for engine block sealing	
11.7 FIA Safety Emergency Console	
12. Other Procedures	21
12.1 Starting procedure and order	
12.2 Finish procedure	
12.2.1 Finish Ramp Location	
12.2.2 Procedure	
12.3 Permitted early check in	
12.4 Super Special Stage procedure and running order	
12.4.1 SSS1	
12.4.2 SSS5/12	
12.5 Shakedown for P1 and P2P drivers	
12.6 Autograph Signing Session	
12.7 Power Stage	
12.7.1 TV related activities	
12.8 Environmental procedures	
12.9 Official time used during the rally	
12.10 Re-start after retirement – Rally 2	
12.11 Change of on-board camera data	
12.12 Regroups TC4A-TC4B, TC11A – TC11B and TC17A-TC17B	
13. Identification of Officials	24
14. Prizes	24
14.1 List of cups	
15. Final checks	26
15.1 Final checks	
15.2 Protests fees	
15.3 Appeal deposit	
16. Official Test	26
16.1 Official Test	
Appendix I – Itinerary	27
Appendix II – Reconnaissance schedule	32
Appendix III – CROs	33



Appendix IV – Competition numbers and advertising	34
Appendix V – Competitors' safety requirements	35
Appendix VI – FIA safety tracking device	36
Installation and operation instructions	
Appendix VII – Tracking system for reconnaissance	43
Installation and operation instructions	

1. INTRODUCTION

1.1. Introduction

The Rally Argentina 2019 will be run in compliance with the FIA International Sporting Code and its appendices, the 2019 FIA World Rally Championship Sporting Regulations, the National Sporting Regulations which comply with the FIA regulations and these Supplementary Regulations.

Modifications, amendments and /or changes to these Supplementary Regulations will be announced only by numbered and dated bulletins (issued by the Organiser or the Stewards).

Additional information will be published in Rally Guide 2 issued on Tuesday, March 26.

The 2019 FIA World Rally Championship Sporting Regulations can be found at www.fia.com

1.2 Road Surface

The rally special stages will be run on gravel, except for Super Special Stage 1, which will be run on a mixed surface.

1.3 Overall SS distance and total distance of the itinerary

SS Distance: 347.50km

Total Distance: 1,300.27km



2. ORGANIZATION

2.1 FIA titles for which the Rally counts

- * FIA World Rally Championship for Drivers
- * FIA World Rally Championship for Co-Drivers
- * FIA World Rally Championship for Manufacturers
- * FIA WRC 2 Pro Championship for Drivers
- * FIA WRC 2 Pro Championship for Co-Drivers
- * FIA WRC 2 Pro Championship for Manufacturers
- * FIA WRC 2 Championship for Drivers
- * FIA WRC 2 Championship for Co-Drivers

2.2 VISA numbers - FIA and ASN

ASN visa No: CDA220119 issued on: 22/01/2019
 FIA visa No: 5WRC/230219 issued on: 23/02/2019

2.3 Organiser's name, address and contact details

Automóvil Club Argentino (ACA).

Permanent Secretariat in Córdoba

Rally Argentina Secretariat
 Octavio Pinto 2676 – Bº Villa Cabrera
 X5009AAO – Córdoba - Argentina
 Tel: + 54 351 4872010 / 4877653.
 Internet: official web site:
<http://www.rallyargentina.com>


E-mail: info@rallyargentina.com



In Buenos Aires

Automóvil Club Argentino
 Av. del Libertador 1850.
 1425. Buenos Aires, Argentina.
 Tel: + 54 11 4808 4389. Fax: + 54 11 4808-4620





2.4 Organization Committee

Mr. Carlos García Remohí, Mr. Jorge E. Revello, Mr. Alfredo Menéndez, Mr. David Eli, TBA, TBA, Mr. Carlos Engel.

2.5 Stewards

President: Mr. Timo Rautiainen (FIN)
 Members: Mr. Hugo Mersán (PRY)
 Mr. Carlos García Remohí (ARG)

Secretary to the Stewards: Ms. Yvonne Gilli

2.6 FIA Delegates

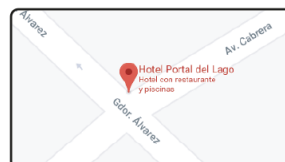
FIA Safety Delegate	Mrs.. Michele Mouton
FIA WRC Medical Delegate	Dr. Manuela Alberro
FIA Technical Delegate	Mr. Jérôme Toquet
Assistant to FIA Technical Delegate	Mr. Karmo Uusmaa
Assistant to FIA Technical Delegate	Mr. Emanuele Saglia
Assistant to FIA Technical Delegate	Mr. Clément Clerc
FIA WRC Media Delegate	Ms. Vera Dussausaye
FIA Sporting Delegate	TBA

2.7 Senior officials

Clerk of the Course	Mr. Alfredo Menéndez
Assistant Clerks of the Course	Mr. Andrés Castelo
	Mr. Juan Oller
Police Safety Officers	TBA
Safety Officer	Mr. Carlos Engel
Scrutineers	Eng. Nicolas Caputo
	Eng. Angel Portela
	Mr. Justo Barbosa
Medical Officer	Mr. Javier Ocanto
Assistant to Medical Officer	Mrs. Silvina Colomé
Press Officer	Mr. Augusto Lobo
Competitors' Relations Officers	Mr. Jorge Canaves
	Mr. Juan Martín Celesia
	Mr. Andrés Delía
	Mr. Christian Delía
Chief Results Officer	Mr. Hugo Gavilán
General Coordinator	Mr. David Eli


2.8 HQ location and contact details

Portal del Lago Hotel
 Jerónimo Luis de Cabrera and Gobernador Álvarez
 5152 Villa Carlos Paz
 Córdoba, Argentina.
 Tel: + 54 351 4872010 / 4877653
 Email: info@rallyargentina.com



2.9 Official Notice Board location

The Official Notice Board will be located at Rally HQ, at the exit of the Rally Secretariat.
 Copies of documents will also be published on-line at www.rallyargentina.com



3. PROGRAMME

3.1 Before the Rally week

Date	Activity	Location
Dec 2018	Publication of Rally Guide 1	www.rallyargentina.com
Sat, Feb 23, 2019	Entries open Publication of the Supplementary Regulations	https://registrations.fia.com/wrcarg www.rallyargentina.com
Wed, Feb 27	Opening of Media Accreditation Application	
Tue, March 26	Entries close (including co-drivers data) Road Books, Rally Guide 2 and Maps issued and available	
Wed, March 27	Closing date for National Accreditation Application	
Wed, April 3	Closing date for International Accreditation Application	
Thu, April 4	Closing date for ordering FIA fuel.	Total additives and special fuels
Tue, April 9	Media Safety Book issued	
Mon, April 15	Rally Secretariat moves to HQ	Portal del Lago Hotel
Sat, April 20	Opening of Service Park	Villa Carlos Paz

3.2 During the rally week


Monday, April 22

09:00- 16:00	Official Test for P2 drivers Official Notice Board Available	HQ
10:00-18:00	Administrative Checks start Reconnaissance Registration Collection of material and documents	TBA
18:00-20:00	Distribution of tracking systems for reconnaissance (ALL COMPETITORS)	SAS

Tuesday, April 23

07:45 - 18:45	Recce starts	
10:00 - 18:00	Administrative checks continue Collection of material and documents	TBA
14:00	Media Accreditation starts	MC
16:00 - 20:00	Distribution of FIA safety tracking device for Non-Manufacturer / P1, P2, P2P and non-priority crews	SAS
20:00	Crew Safety Briefing	Meeting Room





Wednesday, April 24

08:00–20:00	Recce finishes	
08:00	Media Center opens	MC
10:00-18:00	Administrative Checks finish	TBA
	Collection of material and documents	
12:30-15:30	Part's sealing and certification for Manufacturers' cars	SP
15:00-16:00	Checking of weight for Manufacturer' cars	SP
16:00	Team Managers' Meeting (WRC registered teams)	HQ
17:00	Media Briefing	MC
17:00-22:00	Scrutineering and component sealing and marking for Cars not entered by a Manufacturer	Honda Rosso VCP
17:30	Publication of the start list for shakedown (P1 and P2P)	HQ
18:00-20:00	Return of tracking systems for reconnaissance	SAS
18:00	Doctors' Briefing	HQ
18:30	FIA Pre-event Press Conference	MC
19:00	Helicopter /UAV Pilot Briefing	HQ
20:30	Drivers' Safety Briefing	

Thursday, April 25

07:30	Media Center opens	MC
10:00-11:30	Shakedown (P1 drivers)	VCP -Cabalango
11:30-13:30	Shakedown (All Priority drivers)	VCP -Cabalango
13:30-14:30	Shakedown (Non Priority drivers)	VCP –Cabalango
14:00	Meet the crews	
14:00	Publication of the list of crews eligible to take the start Publication of start list for Leg 1 (Section 1 and 3)	HQ
18:30	TC0 – Service OUT	Villa Carlos Paz
19:08	SSS1 – Villa Carlos Paz	Villa Carlos Paz
22:00	Media Center closes	MC

Friday, April 26

06:30	Media Center opens	MC
19:10 approx.	Meet the crews	SP
21:30	Publication of Start List for Section 6	HQ
22:00	Media Center closes	MC

Saturday, April 27

07:00	Media Center opens	MC
17:00 approx.	Meet the crews	SP
21:30	Publication of start list for Section 9	HQ
22:00	Media Center closes	MC

Sunday, April 28

07:00	Media Center opens	MC
15:00	Prize giving	VCP
15:30	Final checks	Honda Rosso VCP
16:00	Post-event FIA Press Conference	MC
16:30	Publication of Provisional Results	HQ
22:00	Media Center closes	MC


Monday, April 29



12:00 Media Center closes
12:00 Rally Secretariat closes

MC
HQ

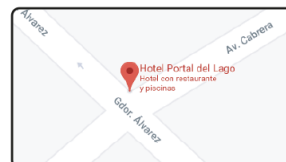




3.3 Locations

HQ (Headquarters)

Hotel Portal del Lago; Jerónimo Luis de Cabrera and Gobernador Álvarez, 5152 Villa Carlos Paz, Córdoba, Argentina.




SP (Service Park)

Avenida Presidente Arturo U. Illia (ex Av. Atlántica) and Gobernador Álvarez (between Gob. Peña and Gob. Ferreira), Villa Carlos Paz, Córdoba, Argentina.




MC (Media Center)

Auditórium of Portal del Lago Hotel, Jerónimo Luis de Cabrera and Gobernador Álvarez, 5152 Villa Carlos Paz, Córdoba, Argentina.



SAS

Salón Jardín of Portal del Lago Hotel, Jerónimo Luis de Cabrera and Gobernador Álvarez, 5152 Villa Carlos Paz, Córdoba, Argentina.



Pre Event & Final Scrutineering

Honda Rosso – Av. San Martín 1687, Villa Carlos Paz.



Prize Giving


Av. Pte. U. Illia between Medrano and Nahuel Huapi streets, V. Carlos Paz



SSS1

Villa Carlos Paz downtown





4. ENTRIES

4.1 Closing date for entries

Entries close on Tuesday, March 26 at 18:00hrs.

4.2 Entry procedure

Anybody wishing to take part in Rally Argentina 2019 must register and fill in the electronic entry form available at <https://registrations.fia.com/wrcarg> duly completed before the closing date for entries. The entry will only be accepted if accompanied by the total amount of the Entry Fee. To be accepted, competitors must send a proof of payment of the entry fee by e-mail to the Rally Argentina Secretariat (address details in Art. 2.3) before the above mentioned closing date. Foreign drivers must submit an approval from their ASN in the same e-mail.

Manufacturers, WRC 2 PRO Manufacturers and WRC 2 entrants who wish to score points, must make their entries by using the FIA electronic standard rally entry form for their championships available in the FIA accounts at <https://registrations.fia.com/rally>

4.3 Number of competitors accepted and classes

The maximum number of competitors accepted in Rally Argentina 2019 is 90.

If more than 90 entries are received the organiser reserves the right to decide which entries among the non-priority drivers will be accepted.

Cars homologated or approved by the ACA will be permitted to take the start in Rally Argentina, without eligibility to score Championship points following the requirements established on 2019 FIA WRC Sporting Regulations, Art. 4.4.


The classes will be divided according to 2019 FIA WRC Sporting Regulations, Art. 4.5:

CLASSES		GROUPS
RC1		World Rally Cars: 1.6 T engine
RC2		Group R5 (VR5)
RGT		RGT cars
RC3		R3 (atmo over 1600cc and up to 2000cc – VR3C and turbo over 1067cc and up to 1333cc – VR3C)
		R3 (turbo / up to 1620cc / nominal – VR3T)
RC4	RC4A	R2 (atmo over 1600cc and up to 2000cc – VR2C and turbo over 1067cc and up to 1333cc – VR2C)
	RC4B	R2 (atmo over 1390cc and up to 1600 cc-VR2B and turbo over 927cc and up to 1067cc- VR2B)
RC5		R1 (atmo up to 1600 cc- VR1A7VR1B and turbo 1333cc-VR1)
		R1 (atmo up to 1600cc - VR1A/VR1B and turbo up to 1067cc - VR1A/VR1B)

Classes and Groups allowed for Regional/National cars:

Classes	Groups
RC2 AR	Maxi rally cars
RC2N AR	Mitsubishis & Subarus former FIA N4 Maxi Rally Light





RC3 AR	Juniors
RC5 AR	Former group N2, production cars up to 1600cc

A minimum of five starters per class is required: should this number not be attained, the competitors in the class concerned will be entered in the next class up.

4.4 Entry fees and packages

4.4.1 Manufacturer, Additional car(s) serviced in the Manufacturer area by a Manufacturer, other WRC cars (2019 Appendix J 255A), WRC 2 Pro and WRC 2 teams, as per 2019 FIA WRC Sporting Regulations, Appendix VI.

4.4.2 Other Competitors

4.4.2.1 Entry fees

With the optional advertising proposed by the organisers (to be published in a bulletin):

Argentinean Competitors	\$ 10,000 (Argentine pesos)
Competitors from the American Continent	€ 2,500
Others	€ 3,000

Without this advertising


Argentinean Competitors	\$ 20,000
Competitors from the American Continent	€ 4,500
Others	€ 5,000

As in Art. 4.2, all competitors are reminded that entry applications will be accepted only when accompanied by the total entry fees or by a receipt issued by the competitor's National Sporting Authority.

4.4.2.2 Administrative package for Private Entrants

	Privateers
Service Park Area	
. Privateers area	10x10m
Vehicle Plates	
. VIP (or guest) plates	1
. Service Plates	1
. Auxiliary plates	1
Documents	
. Regulations	website
. Rally Guide 1 & 2	website
. Road book sets	2
. Route maps	3
. Programme	3
. Results	website
Passes	
. Mechanics	4

4.5 Payment Details



Non Argentine competitors are required to make payment of entry fees by direct bank transfer to:

Transfer Instructions - Euros - Via SWIFT/BIC		FIELD
Beneficiary Bank:	UBS AG, Zurich, SZ	57 A
Beneficiary SWIFT/BIC:	UBSBCHZZXXX	
Beneficiary Name:	UBS Financial Services Inc.	59
Beneficiary Account:	0315-58828.20X	
Beneficiary IBAN:	CH680031531505882820X	
Beneficiary Address:	1000 Harbor Blvd. Weehawken, NJ 07086 USA	
Reference*:	Automovil Club Argentino - Account Number: R2-62709	70

* Important! The details mentioned as “Reference” must be included on the bank transfer form in the area for reference/comments. Otherwise, the transfer will be rejected.

Transfer Instructions US\$ (Dollars)		FIELD
Beneficiary Bank:	UBS AG	57 A
Bank Address:	677 Washington Blvd. Stamford, CT, U.S.A	
Beneficiary Name:	UBS Financial Services Inc.	59
Beneficiary Account:	# 101-WA-258641-000	
ABA	# 026007993	
SWIFT	UBSWUS33	
Reference*:	Automovil Club Argentino - Account Number: R2-62709	70

* Important! The details mentioned as “Reference” must be included on the bank transfer form in the area for reference/comments. Otherwise, the transfer will be rejected.

Note: Bank transfer charges to be borne by the issuing party.

Please take into account that Banks currently request the sender of the money to include the complete address of the participant on the bank transfer request document.

Argentine Competitors are required to make payment of entry fees and other entry-related fees at any of the Automóvil Club Argentino Offices. The entry will only be considered when receipt of this payment is submitted to the Rally Secretariat.

4.6 Refunds

The organisers may refund up to 50% of the entry fee to those competitors who, for reasons of “force majeure” (duly certified by their ASN), were unable to start the rally.

Entry Fees will be refunded in full:

-To candidates whose entry has not been accepted.


-In the case of the rally not taking place.

5. INSURANCE

5.1 Description of insurance cover

Entry fees include the insurance premium which covers the following from 25 to 28 April, 2019:





1. Fire: Whilst parked in the official parcs ferme, the participating cars and their accessories will be covered against fire, explosion, malevolence, vandalism and terrorist acts, according to the vehicle and following an amount scale to be determined.
2. Damages: Whilst in the service, refuelling, regrouping and scrutineering areas the participating cars will be covered by the organiser insurance.
3. Civil liability: For third party bodily injuries, death and damages and/or third party property damages caused during the running of the Special and Super Special Stages, up to an amount of US\$ 600,000 per incident and with a total maximum limit for all incidents of € 10 million.
4. The Organising Committee declines any liability concerning the consequences caused by the violation of laws, rules or ordinances committed by competitors, remaining those consequences under the sole responsibility of those who committed the action.
5. The service vehicles, even those bearing special plates with the identification of ASSISTANCE issued by the organiser, may never be considered as official participants in the rally. They are therefore not covered by the insurance policy of the rally and remain the sole responsibility of their owner.
The same is valid for the cars used by competitors during reconnaissance, even bearing a serial number or an event specific sticker.

6. ADVERTISING AND IDENTIFICATION

6.1 Rally Plates and competition numbers

See Appendix IV to these regulations.

6.2 Organisers' advertising

The organisers' advertising will be described in a Bulletin.

Competition numbers, rally plates and advertising must be fixed to the car before scrutineering.


7. TYRES

7.1 Tyres specified for use during the rally

In addition to complying with Articles 60, 61 & 62 and Appendix V of the 2019 WRC Sporting Regulations, the following quantities are confirmed for use.

FIA Nominated tyre Manufacturers

MICHELIN			
Tyre	List 2 tyres FIA WRC Art 60.2.1 (WRC cars only)	List 1 tyres FIA WRC Art 60.3.1 (All P2P and P2 drivers, all drivers entered with a R5 car who have been entered as P2P or P2 drivers on the current year. Any other drivers entered with an R5 car and designed by the FIA)	Compound



First Choice	17/65-15 LTX Force M6 L (Left)	17/65 15 Latitude Cross S80 L (Left)	Soft
	17/65-15 LTX Force M6 R (Right)	17/65 15 Latitude Cross S80 R (Right)	
Alternative Choice	17/65-15 LTX Force H4 L (Left)	17/65 15 Latitude Cross H90 L (Left)	Hard
	17/65-15 LTX Force H4 R (Right)	17/65 15 Latitude Cross H90 R (Right)	

PIRELLI			
Tyre	List 2 tyres FIA WRC Art 60.2.1 (WRC cars only)	List 1 tyres FIA WRC Art 60.3. (All P2P and P2 drivers, all drivers entered with and R5 car who have been entered as P2P or P2 drivers on the current year. Any other drivers entered with an R5 car and designed by the FIA)	Compound
First Choice	N/A	205/65-15 K6 reinforced RFID	Soft
Alternative Choice	N/A	205/65-15 K4 reinforced RFID	Hard

7.2 Quantities

The maximum total quantity of new tyres for all drivers for the rally is:

Type of cars	Total for the entire event excluding Shakedown	Total for the entire event including Shakedown
All world rally cars	24	28
Other cars	22	26

7.3 Tyre marking and location

All tyres used throughout the duration of the event will be marked at the exit of the Service Park.

8. FUEL


8.1 Ordering procedure and price per litre

All P1, P2P, P2 and P3 drivers must use FIA fuel as provided by the FIA-appointed supplier (2019 FIA WRC Sporting Regulations Art. 59.1.1.).

The price on this fuel is € 5,60 per liter (no VAT in Argentina), same price for 25L drums and for fuel dispensed in the tank.

No later than 3 weeks prior to the event, competitors must notify their fuel requirements to the sole supplier:





TOTAL additives and special fuels

Customer service: mehmet.basar@total.com

Order form available at www.rallyargentina.com

8.2 Closing date for ordering FIA fuel

The closing date for ordering FIA fuel is Thursday April 4, 2019.

8.3 Non priority drivers

Non- priority drivers not using FIA fuel, must use fuel provided by the organizers.

8.3.1 Non FIA fuel order procedure

Non- FIA fuel may be requested and pay for at administrative checks.

8.3.2 Dispensing

In no case may drivers use their own refuel systems. For environmental and safety reasons, dispensing of fuel must be carried out in the designated areas indicated in the Road Book and only by the organizer.

8.4 Fuel Couplings

According to 2019 FIA WRC Sporting Regulations Art. 59.3.2. all competitors are required to fit FIA-specified refuel couplings.

9. RECONNAISSANCE

9.1 Procedure for registration

Prior to commencement of reconnaissance all competitors should register in order to obtain reconnaissance passes. Competitors will not be allowed to access a special stage for reconnaissance unless these vehicle passes are displayed.

Registration Location: TBA.

Times: From Saturday April 20 to Wednesday April 24, from 10:00 to 18:00hrs.

Recce only: If a driver wishes to take part in the reconnaissance only, as preparation for future participations in the event, they must contact Rally Argentina Secretariat for registration.

Entry fee for Reconnaissance only is € 1,500.-

9.1.1 Installation of speed control checking devices

In accordance with Art. 25.4.4 of the 2019 FIA WRC Sporting regulations, all drivers must carry GPS recorders on board during reconnaissance. The use of such recorders involves a fee as follows:


- € 300 for P1, P2, P2P y RGT drivers
- € 130 for P3 y Non Priority drivers

Collection of Recce GPS recorders:

Date and Time: Monday, April 22 – 18:00 to 20:00hrs

Location: TBA.

9.2 Specific Restrictions- Speed limit on the special stages



Provision is made for a maximum of two passages through each special stage during reconnaissance for all crews entered.

Special stages run twice during the rally may only be driven as one stage during recce.

Throughout reconnaissance, the speed limit will be of 80 Km/h in the special stages, unless the traffic signs, the road book or bulletins indicate a lower speed limit. All crews are reminded of FIA WRC Sporting Regulations Art. 20.2

Competitors must drive in a manner that does not endanger or inconvenience other traffic or people living near the stages. All competitors must note that there will be strict police controls to prevent speeding or other road infringements.

Under no circumstances may crews drive in the opposite direction of the rally in the special stage.

9.2.1 Special Recce Procedures for SSSs

9.2.1.1 SSS1

Super Special Stage 1 will be recced on Wednesday April 24 from 16:00 to 20:00hrs.

The speed limit on this stage during recce is 40km/h. Any unsafe behaviour will be reported to the Stewards.

9.2.1.2 SSS5/12

Since SSS 5/12 (Super Special Stage Parque Temático Carlos Paz) is a Super Special Stage, cars will be authorized to drive 2 complete laps over the circuit starting from lane A (Thus completing a total of 6.04kms). There will not be a separate run for starting from lane B.

10. ADMINISTRATIVE CHECKS

10.1 Documents to be presented

The following will be checked at the administrative checks:

- Competitor's license
- Driver's and Co-driver's competition licenses
- Driver's and Co-driver's valid driving licenses
- Driver's and Co-driver's passports or identification
- ASN authorization, for all foreign competitors and/or drivers
- Completion of all details on the entry form
- Car insurance cover certificate
- Car insurance registration papers

10.2 Timetable

Location: TBA

Times: From Monday April 22 to Wednesday April 24, from 10:00 to 18:00hrs.

NB: Manufacturers may make their administrative checks at Rally HQ by appointment.

11. SCRUTINEERING, SEALING AND MARKING


11.1 Scrutineering Venue and timetable

11.1.1 Manufacturers' cars

Location: Service Park –Villa Carlos Paz.

Date: Wednesday, April 24





Time: 12:30 to 15:30hrs.

Checking of the weight for Manufacturers cars: 15h00 to 16h00 / Service park.

11.1.2 Cars not entered by a Manufacturer

Location: Honda Rosso – Av. San Martín 1687, Villa Carlos Paz


Date: Wednesday, April 24

Time: 17:00 - 22:00hrs



11.2 Transversal mud flaps

With reference to Appendix J, Art 252, Art 7.7, the use of transversal mud flaps in conformity with this Art. is mandatory.



11.3 Tinted windows

Competitors are reminded that in accordance with Appendix J, Art. 253.11 the use of transparent and colorless anti-shatter films (maximum thickness: 100 microns) is compulsory on side and sunroof windows, unless they are in polycarbonate.

While the use of silvered or tinted films is authorized in Rally Argentina on the rear side windows, on the rear window and on the sunroof, on the following conditions:

- Silvered or tinted films fitted on rear side windows must have an opening equivalent to the surface of a circle of 70mm in diameter so that the driver as well as the contents of the car may be seen from the outside.

11.4 Drivers' safety equipment

Please see Appendix V for specifications.

Drivers safety equipment will be checked at scrutineering.

11.5 Noise Level

Competitors are reminded that, according to FIA Appendix J Art 252 N° 3.6, the maximum noise level permitted is 103 dB(A).

11.6 Preparation of engines for engine block sealing

One hole drilled on the engine block to fit a wire, a plate and a seal, at a visible position to be seen when opening the bonnet (except for P1 drivers entered by a Manufacturer).

11.7 Installation of Safety Tracking System

According to FIA WRC Sporting Regulations 2019 Art. 40.2.1, all cars must be fitted with an FIA Safety tracking device that comprises an SOS/OK display.

The distribution of FIA Safety Tracking Device will take place on Tuesday, April 23 from 16:00 to 20:00hrs at SAS warehouse in Villa Carlos Paz.

Competitors will be requested to leave a deposit of € 1200 by means of a credit card imprint (only credit cards can be accepted - No checks, cash or other means of payment).

The system must be installed before the car is brought to scrutineering, where it's functioning will be tested.

Please see Appendix VI for installation instructions.

Units must be removed by competitors and returned to the SAS Warehouse in Villa Carlos Paz after the final service or as soon as possible following retirement, in both cases at the latest 30 minutes before the publication of the final classification.

12. OTHER PROCEDURES

12.1 Ceremonial start procedure and order

There will be no ceremonial start. The rally will start at TC0 Service Out Villa Carlos Paz. The starting order for section 1 and 3 will be published on Thursday April 25 at 14:00hrs.

12.2 Finish procedure

12.2.1 Finish Ramp Location:


Avenida Presidente Arturo U. Illia, between Medrano and Nahuel Huapi streets. (Near the Service Park)



12.2.2 Procedure

The finish of the rally will be at TC18D, located in Villa Carlos Paz on Sunday April 28.





After Service H, crews will enter a holding area, TC18D, where they must follow the instructions of the marshals who will reorder them for the finish ceremony.

Access to the holding area between TC18D and the podium will be limited to officials and to media representatives holding the appropriate pass.

The proceedings will be in accordance with FIA WRC Sporting Regulations Appendix IV. After the podium ceremony, competitors must take their cars to either Parc Fermé or to Final Scrutineering in convoy, as instructed. The car may be driven by a team representative.

A Parc Fermé pass will be issued to all cars when they enter it. Once results are made final the Stewards will authorize the opening of Parc Fermé. The car may then be removed by the driver or a team representative who must produce the Parc Fermé pass.

12.3 Permitted early check-in

Crews are authorized to check in early without incurring a penalty at TC1A, TC8C, TC15C, and TC18D.


12.4 Super special stages procedure and running order

12.4.1 SSS1

- a. SSS1 will consist of one lap around the circuit.
- b. One car will start at a time.
- c. The Organizers will produce a special starting order on grounds of TV and spectators interest.
- d. If a crew cannot finish the SSS within a maximum time of 5 minutes, the car will be removed by the organizer and placed at the Stop Control. Any such car will be penalized as in 2019 FIA WRC Sporting Regulations Art. 46.2 and will be assumed to re-start the rally from the start of the next section, respecting the requirements of WRC Art. 47, unless the competitor notifies the organizer otherwise.
- e. Red flags
If the running of this SSS is interrupted, a red flag will be displayed to the crews, who must immediately reduce speed and follow marshal's instructions.
Any car affected and not the cause of an incident will receive a time as in WRC Sporting Regulations Art. 39.

12.4.2 SSS5/12

- a. SSS5/12 will consist of two laps around the same circuit.
- b. The start and finish points are coincident.
- c. The Stop Control is located at the stage entrance and exit gate.
- d. Two cars will start the SSS simultaneously.
- e. Given that the circuit is made of one continuous road, cars checking in first will start on position A, while the others will start on position B.
- f. If a crew cannot finish the SSS within a maximum time of 8 minutes, the car will be removed by the organizer and placed at the Stop Control. Any such car will be penalized as in 2019 FIA WRC Sporting Regulations Art. 46.2 and will be assumed to re-start the rally from the start of the next section, respecting the requirements of WRC Art. 47, unless the competitor notifies the organizer otherwise.
- g. Red flags
If the running of this SSS is interrupted, a red flag will be displayed to the crews, who must immediately reduce speed and follow marshal's instructions.



Any car affected and not the cause of an incident will receive a time as in WRC Sporting Regulations Art. 39.

12.5 Shakedown for P1 and P2P drivers

All P1 and P2P will be required to complete their first passage of Shakedown in order of classification in the current year Championship, and at an interval of 2 minutes.

A start list for this first passage will be released on Wednesday April 24 at 17:30.

At the conclusion of these fixed passages, P1 and P2P cars will be able to continue their shakedown runs at 2-minute intervals.

12.6 Autograph Signing Session

All priority drivers and their co-drivers must be available for signing autographs in front of their team area for at least 10 minutes following their arrival at their service bay.

12.7 Power Stage

With reference to Art 13.3 in the 2019 FIA WRC Sporting Regulations, SS18 "Copina - El Condor" will be run as the Power Stage.

SS18 will be timed to elapsed milliseconds for the sole purpose of deciding the Power Stage results in the event of a tie. Only the elapsed tenths of a second will count towards the result of the event.

12.7.1 TV related activities

As per 2019 FIA WRC Sporting Regulations Art. 13.3.5 for the purposes of Live TV, there will be interviews and a podium ceremony after the STOP control of the stage. The Organisers may stop any car and its crew on the road section immediately after the STOP control of the stage, so that they can take part in this. These crews will be directed by officials at the STOP control of the stage, who may, if necessary, modify the time allowed for the following road section.

12.8 Environmental procedures

In line with the Organizers commitment to protect the Environment, and the compliance with its Environmental Policy, Organizers have implemented special procedures for the correct treatment of the different types of waste. Teams are encouraged to cooperate by placing:


- Regular waste (current domiciliary litter: food, paper, bottles, etc.)
To be placed in green plastic bags to be provided by organizers
- Contaminated/dangerous waste
 - o **Solid** (cloths or covers dirty with oil, parts such as brake pads, nuts, screws, etc.)
To be placed in black plastic bags to be provided by organizers
 - o **Liquid** (oils, fuel, brake liquid, etc.)
To be placed in identified jerry cans to be provided by organizers.
These will be collected and treated by a specialized company.

All garbage will be collected from the Service Park at the end of each day.

- **Wash of parts**
 - o There will be a dedicated area within the Service Park to wash parts. Washing of parts in other locations is not permitted.

There will be a penalty of US\$ 500 for any infringement to the above mentioned procedures.





12.9 Official time used during the rally

The official time will be that one informed by Telecom Company dialing 113 from any Argentine phone or mobile phone.

12.10 Re-start after retirement

In reference to 2019 FIA WRC Sporting Regulations Art. 46, a crew which has failed to complete a section will be assumed to re-start the rally from the start of the next section following the overnight regroup unless they confirm otherwise with the Clerk of the Course by completing of the form located in the rear of the road book ('final retirement') and lodging it with the organizer as soon as possible and, if feasible, before the publication of the re-start list.

There will be no dedicated Parc Fermé for retired restarting cars. These will use the same Parc Fermé as for the rest of the event.

12.11 Change of on-board camera data

With reference to Art. 31.8 in the 2019 FIA WRC Sporting Regulations, the change of on-board camera data is allowed in the media zone, regroupes and parc fermés and at the exit of remote refuel zones during the rally when in the presence of a member of the team.

Additional OBC data exchange points may be communicated by the Clerk of the Course.

12.12 Regroups TC4A-TC4B, T11A – TC11B and TC17A-TC17B

Team personnel will not be permitted to enter the regroupes between TC4A – TC4B, TC11A – TC11B and TC17A – TC17B where FIA WRC Art.42.5.2 (change of windows) will therefore not apply.

13. IDENTIFICATION OF OFFICIALS

The post chiefs and other officials will be wearing identifying tabards in the following colours:


Safety Marshals	Orange
Safety Officer	Orange with white stripes and text
Post Chief	Blue with white stripe and text
Time Control Officer	Blue
Media	Green
CRO	Red
Medical	White
Radio	Yellow with blue mark
Scrutineer	Black

14. PRIZES

14.1 List of cups


Prizes (1 trophy per crew member) will be awarded according to the following list:

Overall Classification	1 st to 5 th overall
Manufacturer	Winning manufacturer
WRC 2 Pro Competitors	1 st to 3 rd
WRC 2 Competitors	1 st to 3 rd
Classifications per class	1 st to 3 rd *



* If not included in the first 5 positions of the overall classification. Winning crews will receive only 1 trophy. (i.e.: If a crew is classified among the first 5 positions of the overall classification, and also among the first 3 positions of the classification of their class, they will only receive the trophy concerned to the overall classification.)





15. FINAL CHECKS

15.1. Final Checks

The final scrutineering will be hold in Honda Rosso – Av. San Martin 1687, Villa Carlos Paz.



Cars subject to final scrutineering (at Stewards' discretion) must have one representative of the entrant as well as mechanics (in case of dismantling) present at the final check.

15.2 Protest deposit fees

International Protest deposit: € 1,000.-

For a protest involving a clearly defined part of the car (engine, transmission, steering, braking system, electrical installation, bodywork, etc.) The claimant must pay an additional deposit of: € 800.-

For a protest involving the whole car, the claimant must pay an additional deposit of: € 1.200.-

15.3 Appeal deposit fees

International appeal deposit (FIA): € 6,000.-

16. OFFICIAL TEST

16.1. Official Test

Organisers have arranged a test for P2 drivers on Monday April 22, 2019 from 09:00 to 16:00. The test site is located 27 km away from the Service Park in Villa Carlos Paz. The stage is 5 km long. The price per car is US\$ 650 (including driver, co-driver and two mechanics). Extra bracelet costs US\$ 50. Test service includes road closing, Police security, ambulance, insurance, service area and catering.

Registrations for this test can be done until Monday April 15 on: info@rallyargentina.com

APPENDIX I – ITINERARY (Version 3 – 21/01/2019)

START (Shakedown)		THURSDAY, APRIL 25, 2019					
TC - SS	LOCATION	SS Dist.	Liaison Dist.	Total Dist.	Target Time	First car due	
CH - PE	LUGAR	Dist. PE	Dist. Enlace	Dist. Total	T. Otorg.	Paso 1º auto	
SP	VILLA CARLOS PAZ - Service OUT						
RZ 0	REFUEL ALL COMPETITORS						
	Km to next refuel - Km hasta siguiente reabastecimiento	(4,25)	(26,90)	(31,15)			
SH			11,06	11,06	0:20		
SH	SHAKEDOWN	4,25				10:00	
SP	VILLA CARLOS PAZ - Parc Fermé IN		15,84	20,09	0:25		
Shakedown Totals		4,25	26,90	31,15			

SHAKEDOWN

START (Section 1/Sección 1)		THURSDAY, APRIL 25, 2019					
0	VILLA CARLOS PAZ - Service OUT					18:30	
RZ 1	REFUEL ALL COMPETITORS						
	Km to next refuel - Km hasta siguiente reabastecimiento	(1,90)	(9,40)	(11,30)			
0A	VILLA CARLOS PAZ - Regrouping IN		3,72	3,72	0:15	18:45	
RE START (Section 2/Sección 2)		THURSDAY, APRIL 25, 2019					
0B	VILLA CARLOS PAZ - Regrouping OUT					19:05	
SSS 1	Super Especial VILLA CARLOS PAZ	1,90				19:08	
1A	VILLA CARLOS PAZ - Parc Fermé IN (Early check in is allowed)		5,68	7,58	0:25	19:33	
Overnight Regrouping							
Thursday Totals		1,90	9,40	11,30			

SEC. 1

SEC. 2

V3 – 21/01/2019



RE START (Section 3/Sección 3)				FRIDAY, APRIL 26, 2019		
TC - SS CH - PE	L O C A T I O N L U G A R	SS Dist. Dist. PE	Liaison Dist. Dist. Enlace	Total Dist Dist. Total	Target Time T. Otorg.	First car due Paso 1º auto
1B	Parc Ferme OUT / Service IN					6:25
	SERVICE A - CARLOS PAZ	(1,90)	(9,40)	(11,30)	0:15	
1C	Service OUT					6:40
RZ 2	REFUEL ALL COMPETITORS					
	Km to next refuel - Km hasta siguiente reabastecimiento	(16,65)	(108,48)	(125,13)		
2			97,54	97,54	1:25	8:05
SS 2	LAS BAJADAS / VILLA DEL DIQUE (I)	16,65				8:08
RZ 3	REMOTE REFUEL ALL COMPETITORS					
	Km to next refuel - Km hasta siguiente reabastecimiento	(53,29)	(56,69)	(109,98)		
3			19,53	36,18	0:44	8:52
SS 3	AMBOY / YACANTO (I)	29,85				8:55
4			43,78	73,63	1:10	10:05
SS 4	SANTA ROSA / SAN AGUSTIN (I)	23,44				10:08
RZ 4	REMOTE REFUEL ALL COMPETITORS					
	Km to next refuel - Km hasta siguiente reabastecimiento	(6,04)	(92,99)	(99,03)		
4A	Regrouping IN		92,89	116,33	1:40	11:48
RE START (Section 4/Sección 4)				FRIDAY, APRIL 26, 2019		
4B	Regrouping OUT				Max. 0:12	12:00
SSS 5	Super Especial PARQUE TEMATICO (I) (2 LAPS)	6,04				12:03
5A	Regrouping IN		4,42	10,46	0:25	12:28
RE START (Section 5/Sección 5)				FRIDAY, APRIL 26, 2019		
5B	Regrouping OUT / Service IN				Max. 0:15	12:43
	SERVICE B - CARLOS PAZ	(75,98)	(258,16)	(334,14)	0:40	
5C	Service OUT					13:23
RZ 5	REFUEL ALL COMPETITORS					
	Km to next refuel - Km hasta siguiente reabastecimiento	(16,65)	(108,48)	(125,13)		
6			97,54	97,54	1:25	14:48
SS 6	LAS BAJADAS / VILLA DEL DIQUE (II)	16,65				14:51
RZ 6	REMOTE REFUEL ALL COMPETITORS					
	Km to next refuel - Km hasta siguiente reabastecimiento	(53,29)	(56,69)	(109,98)		
7			19,53	36,18	0:44	15:35
SS 7	AMBOY / YACANTO (II)	29,85				15:38
8			43,78	73,63	1:10	16:48
SS 8	SANTA ROSA / SAN AGUSTIN (II)	23,44				16:51
RZ 7	REMOTE REFUEL ALL COMPETITORS					
	Km to next refuel - Km hasta siguiente reabastecimiento	(0,00)	(87,36)	(87,36)		
8A	Technical Zone IN		91,68	115,12	1:40	18:31
8B	Technical Zone OUT / Service IN				0:10	18:41
	FLEXI SERVICE C - CARLOS PAZ	(69,94)	(252,53)	(322,47)	0:45	
8C	Service OUT / Parc Ferme IN / For all classified cars (except re-starting crews) (Early check in is allowed)					0:00
Friday Totals		145,92	510,69	656,61		

SECTION 3

SECC. 4

SECTION 5

RE START (Section 6/Sección 6)					SATURDAY, APRIL 27, 2019		
TC - SS CH - PE	L O C A T I O N L U G A R	SS Dist. Dist. PE	Liaison Dist. Dist. Enlace	Total Dist Dist. Total	Target Time T. Otoro.	First car due Paso 1º auto	
8D	Parc Ferme OUT / Service IN					6:57	
SERVICE D - CARLOS PAZ		(0,00)	(0,00)	(0,00)	0:15		
8E	Service OUT					7:12	
RZ 8	REFUEL ALL COMPETITORS						
	Km to next refuel - Km hasta siguiente reabastecimiento	(13,92)	(23,90)	(37,82)			
9			19,68	19,68	0:32	7:44	
SS 9	TANTI - MATADEROS (I)	13,92				7:47	
RZ 9	REMOTE REFUEL ALL COMPETITORS						
	Km to next refuel - Km hasta siguiente reabastecimiento	(56,32)	(37,36)	(93,68)			
10			6,03	19,95	0:43	8:30	
SS 10	MATADEROS - CUCHILLA NEVADA (I) (Live TV)	22,67				8:38	
11			0,99	23,66	0:44	9:22	
SS 11	CUCHILLA NEVADA - CHARACATO (I)	33,65				9:25	
RZ 10	REMOTE REFUEL ALL COMPETITORS						
	Km to next refuel - Km hasta siguiente reabastecimiento	(6,04)	(40,94)	(46,98)			
	10lts per competitor only! - ¡Sólo 10lts por competidor!						
11A	Regrouping IN		71,08	104,73	1:50	11:15	
RE START (Section 7/Sección 7)					SATURDAY, APRIL 27, 2019		
11B	Regrouping OUT				Max. 0:08	11:23	
SSS 12	Super Especial PARQUE TEMATICO (II) (2 LAPS)	6,04				11:26	
12A	Regrouping IN		4,42	10,46	0:25	11:51	
RE START (Section 8/Sección 8)					SATURDAY, APRIL 27, 2019		
12B	Regrouping OUT / Service IN				Max. 0:11	12:02	
SERVICE E - CARLOS PAZ		(76,28)	(102,20)	(178,48)	0:40		
12C	Service OUT					12:42	
RZ 11	REFUEL ALL COMPETITORS						
	Km to next refuel - Km hasta siguiente reabastecimiento	(13,92)	(23,90)	(37,82)			
13			19,68	19,68	0:32	13:14	
SS 13	TANTI - MATADEROS (II)	13,92				13:17	
RZ 12	REMOTE REFUEL ALL COMPETITORS						
	Km to next refuel - Km hasta siguiente reabastecimiento	(56,32)	(72,67)	(128,99)			
14			6,03	19,95	0:43	14:00	
SS 14	MATADEROS - CUCHILLA NEVADA (II) (Live TV)	22,67				14:08	
15			0,99	23,66	0:44	14:52	
SS 15	CUCHILLA NEVADA - CHARACATO (II)	33,65				14:55	
15A	Technical Zone IN		69,87	103,52	2:00	16:55	
15B	Technical Zone OUT / Service IN				0:10	17:05	
FLEXI SERVICE F - CARLOS PAZ		(70,24)	(96,57)	(166,81)	0:45		
15C	Service OUT / Parc Ferme IN / For all classified cars (except re-starting crews) (Early check in is allowed)					0:00	
Saturday Totals		146,52	198,77	345,29			

V3 - 21/01/2019




RE START (Section 9/Sección 9)					SUNDAY, APRIL 28, 2019		
TC - SS	LOCATION	SS Dist.	Liaison Dist.	Total Dist.	Target Time	First car due	
CH - PE	LUGAR	Dist. PE	Dist. Enlace	Dist. Total	T. Otorg.	Paso 1º auto	
15D	Parc Ferme OUT / Service IN					7:45	
	SERVICE G - CARLOS PAZ	(0,00)	(0,00)	(0,00)	0:15		
15E	Service OUT					8:00	
RZ 13	REFUEL ALL COMPETITORS						
	Km to next refuel - Km hasta siguiente reabastecimiento	(16,43)	(95,09)	(111,52)			
16			38,24	38,24	1:00	9:00	
SS 16	COPINA - EL CÓNDOR	16,43				9:08	
RZ 14	REMOTE REFUEL ALL COMPETITORS						
	Km to next refuel - Km hasta siguiente reabastecimiento	(36,73)	(138,64)	(175,37)			
17			62,25	78,68	1:20	10:28	
SS 17	MINA CLAVERO - GIULIO CESARE	20,30				10:31	
17A	Regrouping and Reordering IN		47,39	67,69	1:10	11:41	
RE START (Section 10/Sección 10)					SUNDAY, APRIL 28, 2019		
17B	Regrouping OUT				Max. 0:34	12:15	
SS 18	Power Stage EL CÓNDOR (Live TV)	16,43				12:18	
18A	Technical Zone IN		83,64	100,07	1:40	13:58	
18B	Technical Zone OUT / Service IN				0:03	14:01	
	SERVICE H - CARLOS PAZ	(53,16)	(231,52)	(284,68)	0:10		
18C	Service OUT					14:11	
18D	Holding Area IN (Early check in is allowed)		2,39	2,39	0:20	14:31	
Sunday Totals		53,16	233,91	287,07			

SECTION 9

SECTION 10

TOTALS OF THE RALLY				
	SS	LIAISON	TOTAL	%
Thursday Totals	1,90	9,40	11,30	16,81
Friday Totals	145,92	510,69	656,61	22,22
Saturday Totals	146,52	198,77	345,29	42,43
Sunday Totals	53,16	233,91	287,07	18,52
TOTALS 18 SS	347,50	952,77	1300,27	26,73

V3 – 21/01/2019



APPENDIX II - RECONNAISSANCE SCHEDULE

PRIORITY 1, P2, P2P & RECCE ONLY DRIVERS: Tuesday April 23

NON PRIORITY DRIVERS: Wednesday April 24

SS 2 & 6 SS 3 & 7 SS 4 & 8	Las Bajadas – Villa del Dique Amboy – Yacanto Santa Rosa – San Agustín	07:45 to 14:00hrs	2 PASSAGES
SS 16 & 18 SS 17	Copina - El Cóndor Mina Clavero - Giulio Cesare	13:00 to 18:45hrs	2 PASSAGES


PRIORITY 1, P2, P2P & RECCE ONLY DRIVERS: Wednesday April 24

NON PRIORITY DRIVERS: Tuesday April 23

SS 9 & 13 SS 10 & 14 SS 11 & 15	Tanti – Mataderos Mataderos – Cuchilla Nevada Cuchilla Nevada – Characato	8:00 to 14:00hrs	2 PASSAGES
Shakedown	Villa Carlos Paz – Cabalango	13:00 to 17:00hrs	2 PASSAGES
SSS 5 & 12	Super Especial Parque Temático VCP	14:00 to 18:00hrs	2 PASSAGES

ALL DRIVERS: Wednesday April 24

SSS 1	Super Especial Villa Carlos Paz	16:00 to 20:00hrs	2 PASSAGES
-------	---------------------------------	-------------------	------------



APPENDIX III - COMPETITORS' RELATIONS OFFICERS

Names and Photographs



Mr. Jorge Canaves



Mr. Juan Martín Celesia



Mr. Andrés Delía



Mr. Christian Delía

CRO's Itinerary


Before the start of the event, CROs will be present at:

- Part's sealing and certification for Manufacturer in Villa Carlos Paz Service Park
- Scrutineering and component sealing and marking for cars not entered by a Manufacturer
- Shakedown

During the event, they will be present at:

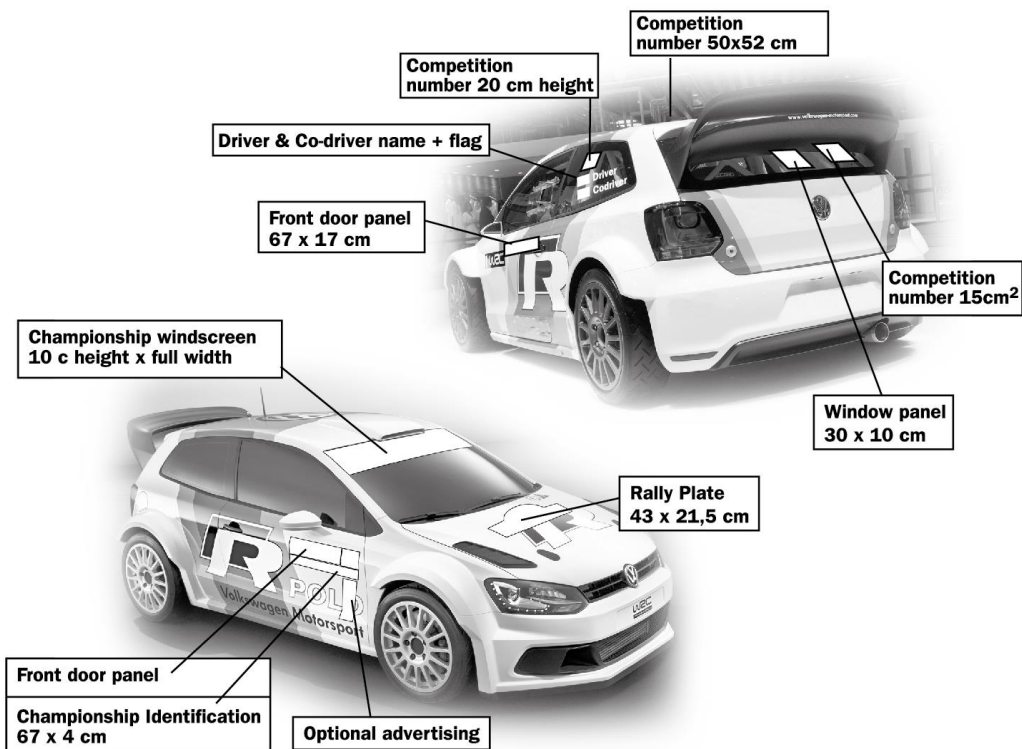
- Super special stage 1
- Service Park Out every morning
- Regrouping In before midday services
- Parc Fermé In at the end of the day
- Final scrutineering






APPENDIX IV - COMPETITION NUMBERS AND ADVERTISING

THE OPTIONAL ADVERTISING WILL BE ADVISED IN A BULLETIN





APPENDIX V – COMPETITORS' SAFETY REQUIREMENTS

All entrants and drivers are reminded of the Appendix L to the 2019 International Sporting Code, in particular regarding chapter III - Drivers' equipment (helmets, flame-resistant clothing, frontal head restraint (FHR) and safety belts).

These regulations apply to Shakedown as well.

Competitors are reminded that all drivers and co-drivers entered in the event must wear:

- **Helmets**

Crash helmets homologated to one of the following FIA standards:

- 8858-2002 or 8858-2010 (Technical List N°41),
- 8859 (Technical List N°49),
- 8860-2004 or 8860-2010 (Technical List N°33), or
- 8860-2018 or 8860-2018-ABP (Technical List N°69)

Priority 1 drivers must wear a helmet in accordance with FIA Standard 8860-2018 or 8860-2018-ABP

It is strongly recommended that all drivers in the World Rally Championship, wear helmets homologated to the FIA Standard 8860 (Technical List N°33 or Technical List N° 69).

- **Flame resistant clothing**

All drivers and co-drivers must wear overalls as well as gloves (optional for co-drivers), long underwear, a balaclava, socks and shoes homologated to the FIA 8856-2018 standard (Technical List N° TBA).

- **Frontal Head Restraint (FHR)**

FIA-approved Frontal Head Restraint system (FHR) is mandatory.


The wearing in an international competition of any device intended to protect the head or neck and attached to the helmet is prohibited, unless the device has been homologated according to the FIA 8858 standard.

- **Safety Belts**

Drivers must be properly restrained in their seat by safety belts in conformity with the technical regulations for the vehicle concerned, at all times during a competition when it is mobile on a special stage or competition course.

This equipment will be checked at scrutineering, and during the event.
Please refer to FIA ISC Appendix L Chapter III for complete information.





APPENDIX VI – FIA SAFETY TRACKING DEVICE INSTALLATION AND OPERATION INSTRUCTIONS

A) SAS FITTING KIT MANUAL – RALLY CAR (Version 1.2)

Welcome

This manual is provided as a guide for the installation of the WRC Tracking System Kit, for competition vehicles only. Care should be taken when considering the location of components with regard to electrical cabling and fire suppression systems already installed in the vehicle. Please check always that the components of your kit are as requested.

Table of Contents

1. Tracking Unit Kit Components
2. Power Supply
3. Connection Diagram
4. Tracking Unit Dimensions
5. Tracking Unit Mounting
6. Antenna Installation
 - 6.1 External Antenna Installation
 - 6.2 Internal Antenna Installation
7. Contact

1. Tracking Unit Kit Components & Steps

The WRC Tracking System Kit includes:


- WRC Tracking Installation and Fitting Kit Instruction Sheet;
- 3-in-1 antenna with leads;
- Internal radio antenna with lead;
- 6 – 24v wiring loom with plug;
- Mount, to be bolted to tunnel;
- Adjustable mount connector/knuckle.



(Contents may differ slightly to image shown)

WRC tracking system fitment steps:

1. Mount SAS tracker;
2. Fit external & internal antennas, running leads to the WRC tracker;
3. Fit wiring loom, ensuring that a solid 9 to 28 volts is supplied;
4. Connect all antenna connections, make sure they are tight using an 8mm spanner;
5. Apply power.



2. Power Supply

WRC tracking system requires a reliable power supply from 9 to 28 volts DC. We recommend a 5 amp (Max) blade type or similar quality fuse is used at the battery supply end of the WRC tracking system power lead.

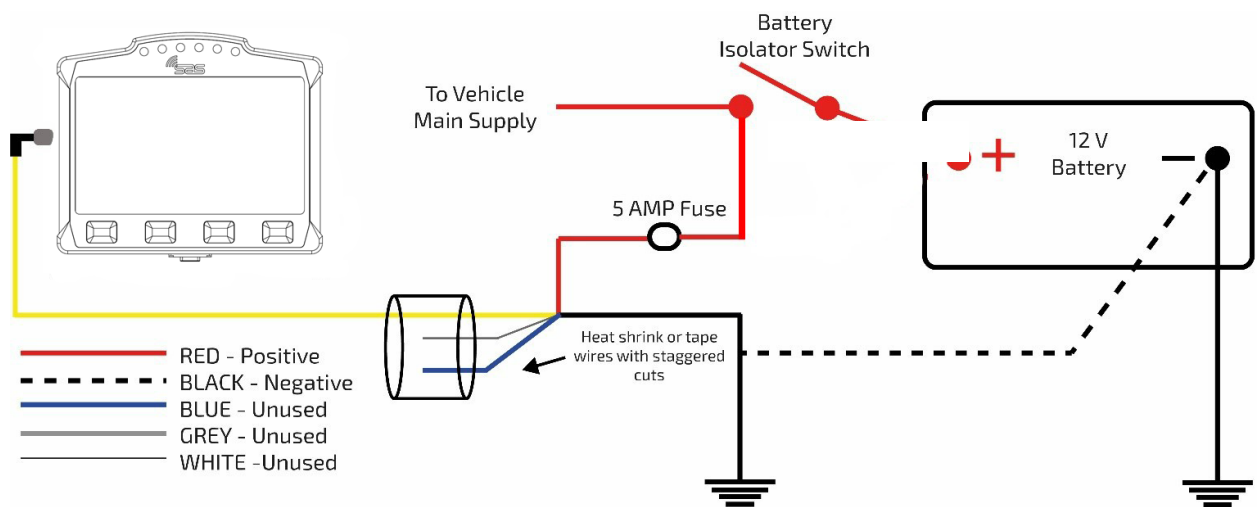
Zero volts or battery negative can be picked up at any suitable earthing point providing the isolation switch does not switch the negative side of the battery.

The WRC tracking system unit has an internal battery that is kept charged via the car's power supply. It acts as a reserve supply to power the unit in the case of an accident where a car's power supply is interrupted (e.g. car battery smashed or dislodged).

Note: The tracking device should only be powered once it is placed in its final position in the vehicle; this ensures accelerometers are calibrated correctly.

3. Connection Diagram

The 6-24v wiring loom includes five wires. The white blue and grey wires must be stagger cut and heat shrunk or taped back so they cannot short to ground or to each other. Red and black are used as follows:




RALLYSAFE 12V WIRING DIAGRAM

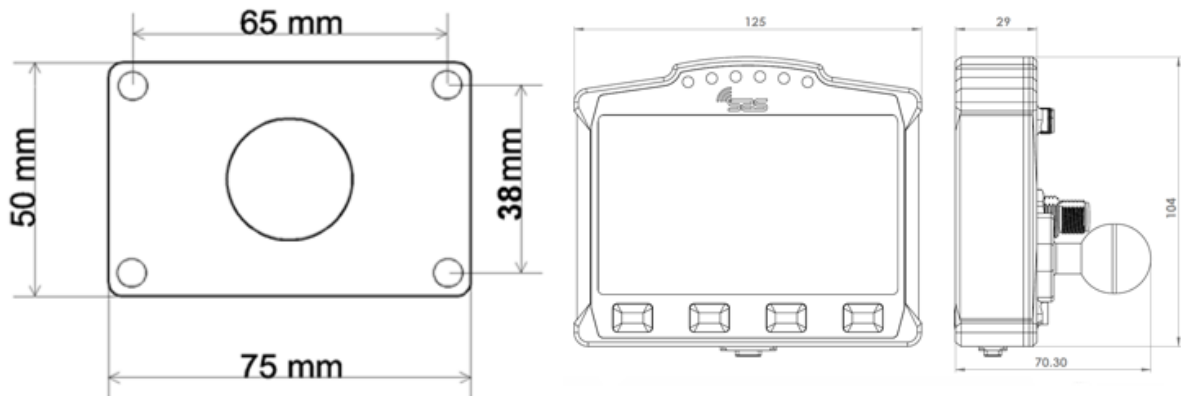
During installation, the wiring loom should be routed away from the engine compartment, Ignition or Alternator wiring.

300 mm of Power Supply Wiring Loom is required to be available for connection to the WRC Tracker Unit at the mounted position.





4. Tracking Unit Dimensions



5. Tracking Unit Mounting

The preferred location and mounting for the WRC tracking system unit is a RAM style 50mm x 75mm flat base with ball, bolted through the tunnel with four **M6** Bolts.

It should be in a central, protected location on the central tunnel in front of the seats and both easily visible and accessible by both the driver and co-driver/nav.

Care should be taken when considering the location of the Mounting Point with regard to electrical cabling and fire suppression systems installed in the vehicle.

Photographs of mounting and positioning can be seen in Fig.1 and Fig.2 respectively.

Alternatively, the WRC tracking system unit can be mounted in a central protected location on the vehicle dashboard that is easily visible and accessible by both the driver and co-driver.

Mounting is a Ram style 50mm x 75mm flat base with ball, bolted with four **M6** bolts through the dashboard and a compulsory 3mm backing plate measuring no less than 145mm x 120mm





Figure 1. 25mm rubber ball securely attached to the tunnel
|



Figure 2. The WRC tracking unit mounted onto the 25mm rubber ball mount and connected through the RallySafe connector





6. Antenna Installation

All leads on both external and internal antennas must run on the inside of all roll cage bars. This is to stop cable crushing on impact.

Antenna must not be mounted within 200 mm of any high frequency antenna's or cabling

The preferred route is to go down from the antenna, underneath the closest part of the roll cage (roof cross or main hoop), follow that along to the roof hoop, then go down the inside A pillar to the unit. Please allow 200mm clearance of high frequency antenna or cabling

Any excess cable must be run so that the cable is not bent any tighter than a 100mm radius. We recommend running it across the underside of the dash and back (do not coil in tight loops).

Cables must be tied neatly along the whole installation all the way to the unit so they can't be accidentally caught or dislodged.

All this will be checked at scrutineering and you may be required to fix it before your car can pass.

Note: All antenna connections need to be firmly tightened with an 8mm spanner.

6.1. External Antenna

The antenna is mounted through a 12mm hole in a central location on the ROOF of the vehicle, rear of the main roll bar hoop, allowing the cabling to pass through the roof and follow the cage bars back to the unit location. The antenna is a fully watertight unit, which seals against the roof surface.





Antenna leads are connected as follows (There may be variations with the type and number of leads).

1. The 2 UHF leads, colour-coded **Blue**, is connected to the terminal labelled "WiFi" on the WRC unit (Right Hand Thread). Terminals are located of the rear of the unit and/or colour-coded Blue.
2. The Satellite Communication antenna lead is connected to the center or rear terminal labelled "IRI" (Left Hand Thread). It may also be colour-coded **Yellow** (this may be not marked on the 2-in-1 antenna).
3. The GPS antenna lead labelled "GPS" is connected to the terminal labelled "GPS" on the WRC unit (Right Hand Thread). Terminals may be on the side or rear of the unit and/or colour-coded **Green**.
4. GSM has a small stick antenna supplied with the WRC unit, and is connected to corresponding terminal labelled "GSM" on the WRC unit (Left Hand Thread). The terminal is located on the rear of the unit and/or colour-coded **Red**.

6.2 Internal Antenna

The Internal Antenna should be placed on the inside of the ROOF in a clear uncluttered area, with a 200mm radius clear of any bar work or solid metal object. The internal antenna has a magnetic base with double-sided tape for adhesion. The cable is then run to the WRC unit. Please keep cable on the inner side of the roll cage pipework so as not to be crushed in the event of an accident.




Figure 3. The internal antenna must be at least 200mm away from any roll cage components

7. Contact Us

For assistance, please contact the RallySafe Support Team by emailing: support@rallysafe.com.au


Product Disclaimer

"This manual, the specifications, and the material contained in it, as released by Status Awareness Systems and RallySafe, is for the purpose of information only. Due to continuous ongoing development, information and specifications may change at any time without notice. SAS, and the companies that have contributed to it, shall not be liable for any use of the manual or information supplied.


The material contained in this manual is protected by copyright and other types of Intellectual Property Rights. The commercial exploitation of the material contained in this specification requires a license to such Intellectual Property Rights.

This manual may be utilised or reproduced without any modification, in any form or by any means, for informational purposes only. For any other purpose, no part of the specification may be utilised or reproduced, in any form or by any means, without permission in writing from SAS.





The word RallySafe and the RallySafe logo are registered trademarks”.



APPENDIX VII – TRACKING SYSTEM FOR RECONNAISSANCE INSTALLATION AND OPERATION INSTRUCTIONS

SAS RECONNAISSANCE TRACKER COMPETITOR USER MANUAL (Version 1.1)

Welcome

The following document outlines the basic features and functions of the SAS Reconnaissance tracking unit, referred to forthwith as “the unit”.

If you have any questions, please do not hesitate to contact the team at SAS or alternatively ask your fellow competitors.

Table of Contents

1. Powering The Unit On
2. Reconnaissance mode
3. Exceeding the speed limit
4. Manual SOS
5. Contact us

1. Powering the Unit On

The unit is pre-loaded with all of the stage coordinates and is activated when powered on. Please power the unit on early before the event to give it time to run checks.

When powered on the unit will display the reconnaissance screen, the details of which are specified in the Art. 2.0 of this document.

The unit does not need to be powered off at any stage during the event as it will go to sleep within a few minutes of inactivity but can be re-woken by either moving the vehicle or pressing any of the four buttons.

2. Reconnaissance mode

SCREEN 1 – Reconnaissance mode displays from the top down the following information: the name of the next point you are travelling to, the time in transit, current time, accumulative and intermediate distances and speed, average speed.

The unit has four white (physical) buttons. Their function is reported on the screen above the button's location.

Starting from the far left button to the right, you have the following options:

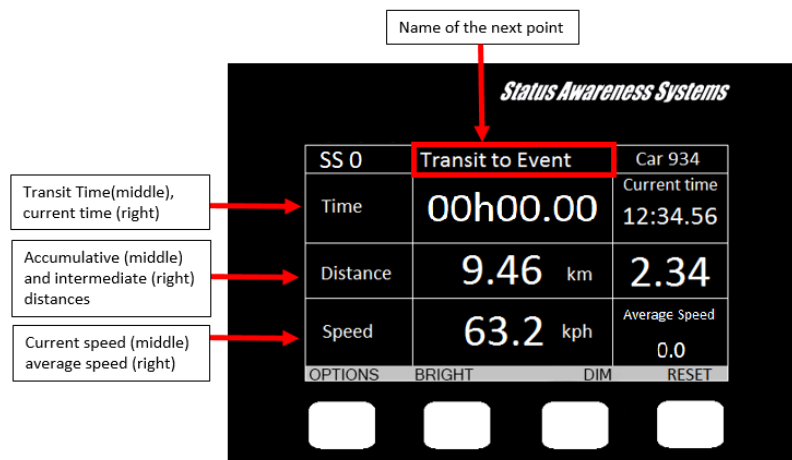
- Bright / Dim. Adjust the brightness of the screen up and down (Note that the screen must always be clearly readable, so full brightness is recommended for daytime)
- Reset the intermediate trip meter.

Note 1: because stages can be driven out of order on reconnaissance, this is not always accurate.

Note 2: You have the option to reset the intermediate trip meter and dim or brighten the screen. Both trip meters can be reset at any time by pressing “Reset” twice, while stationary.

Note 3: Transit Time and Average Speed do not operate in Reconnaissance.

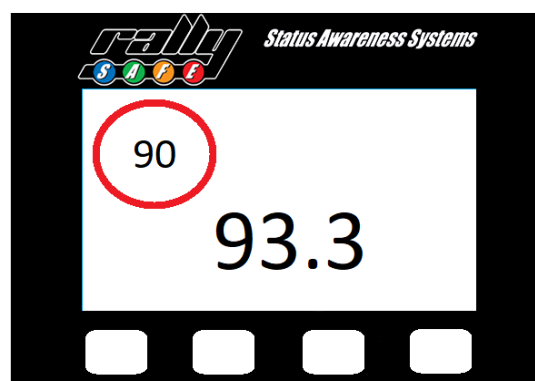




SCREEN 1. Reconnaissance mode

3. Exceeding the speed limit

SCREEN 2 – The unit is aware of the speed limit set by the organizing body per stage. If this limit is exceeded, a full-white warning screen will be shown and, as an additional service, a buzzer will sound. While this mode is active, only the stage speed limit (top left) and your current speed limit are shown. Any penalties are generated from the GPS data gathered by the unit, so please drive accordingly.

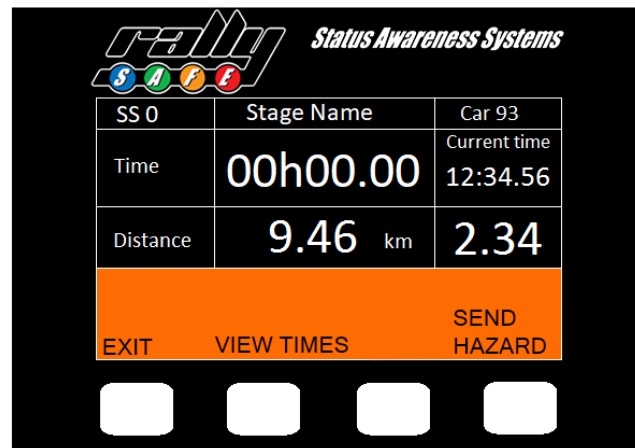



SCREEN 2. Exceeding speed limits

NOTE: The unit is not aware of any national speed zones and will not warn you in case posted national speed limit are exceeded.

4. Manual SOS

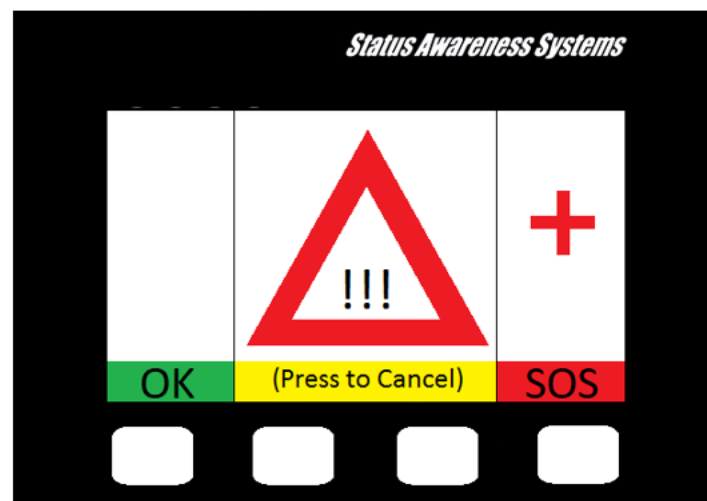
SCREEN 3 – The option menu will allow the crew to view stage times “VIEW TIMES” or send a manual hazard/SOS “SEND HAZARD”.



SCREEN 3. Transport Mode – View times/Send Hazard

SCREEN 4 – If a manual hazard message is sent in transport mode, this can be change to “OK” or “SOS” in the same way as during a rally by pressing the appropriate button. If the manual hazard is no longer required (e.g. when a car unblocks the stage after crashing) it can also be cancelled by pressing either of the two middle buttons “PRESS TO CANCEL”.

NOTE: This information is transmitted to race control, in the same way as during the rally.



SCREEN 4. Manual Hazard mode

5. Contact us

For assistance, please contact the RallySafe Support Team by emailing: support@rallysafe.com.au

Please be as descriptive as you can when describing the problem. It would help us is you provide the following information at a minimum:

- Name of event.
- Vehicle or feature affected.
- Stage of incident.
- Time of incident.
- Any additional details.

