



FIA WORLD RALLY CHAMPIONSHIP
CAMPEONATO DEL MUNDO DE RALLIES DE LA FIA



RallyRACC

55 CATALUNYA-COSTA DAURADA

Rally de España 2019

24-27 octubre | www.rallyracc.com

THE ONLY
MIXED RALLY



/RallyRACCCatalunya /RallyRACC /RallyRACC



OFFICIAL SPONSORS



PATRONAT DE TURISME
DE LA DIPUTACIÓ DE TARRAGONA



PARKS & RESORT



FIA WORLD RALLY CHAMPIONSHIP INTERNATIONAL PARTNERS



ANONIMO
watches

AsahiKASEI



AUTOOCOC

OFFICIAL COLLABORATORS

Europcar

RACctel+

REGLAMENTO PARTICULAR - SUPPLEMENTARY REGULATIONS



Official Sponsor



Official Colaborators




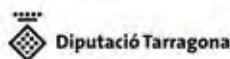
Official Media Partners



Official Suppliers



Institutional Partners



FIA WRC Partners





October 24 - 27, 2019

Supplementary REGULATIONS

FIA World Rally Championship for Drivers & Co-drivers
FIA World Rally Championship for Manufacturers
FIA WRC 2 PRO Championship for Drivers & Co-drivers
FIA WRC 2 PRO Championship for Manufacturers
FIA WRC 2 Championship for Drivers & Co-drivers

Organized by: RACC – Reial Automòbil Club de Catalunya

www.rallyracc.com

INDEX

1. INTRODUCTION	5
1.1 Introduction	
1.2 Road Surface	
1.3 Overall SS distance	
2. ORGANISATION	5
2.1 FIA titles for which the rally counts	
2.2 Visa numbers – FIA and ASN	
2.3 Organiser's name, address and contact details	
2.4 Organisation committee	
2.5 Stewards of the Meeting	
2.6 FIA Delegates	
2.7 Senior officials	
2.8 HQ and Media Centre location	
2.9 Service Park location	
2.10 Official Notice Board	
2.11 Location of overnight Parc Fermé	
2.12 Location of Start and Finish	
3. PROGRAMME	8
4. ENTRIES	11
4.1 Closing date for entries	
4.2 Entry procedure	
4.3 Number of competitors accepted and classes	
4.4 Entry fees & Entry packages	
4.5 Payment details	
4.6 Refunds	
4.7 Shipment of the documents to entered crews	
5. INSURANCE	15
6. ADVERTISING AND IDENTIFICATION	16
6.1 Organiser's advertising	
6.2 Identification numbers	
6.3 Restrictions in Spain	
7. TYRES	16
7.1 Tyres types and quantities	
7.2 Tyres for use on reconnaissance	
8. FUEL	17
8.1 Ordering procedure and price per litre	
8.2 Closing date for ordering FIA fuel	
8.3 Fuel for Non-priority drivers	
8.4 Technical requirements	
8.5 FIA fuel distribution during the rally	
9. RECONNAISSANCE	18
9.1 Procedure	
9.2 Specific and / or national restrictions – speed limit	
9.3 Chicanes	
9.4 Reconnaissance: Installation of speed control checking devices	
9.5 Service during reconnaissance	
9.6 Participation in Reconnaissance Only	
10. ADMINISTRATIVE CHECKS	19
10.1 Original documents to be presented	
10.2 Timetable	

11. SCRUTINEERING, SEALING AND MARKING	20
11.1 Scrutineering: venue and timetable	
11.2 Transverse Mud flaps	
11.3 Windowns/Nets	
11.4 Engine sealing	
11.5 On-board cameras	
11.6 Spare parts limitation	
11.7 Driver's safety equipment	
11.8 Special national requirements	
11.9 Installation of Safety Rally Tracking systems	
12. OTHER PROCEDURES	22
12.1 Driver's Safety briefing	
12.2 Ceremonial Start Procedure	
12.3 Start order of the rally	
12.4 Start intervals	
12.5 Time card delivery and change during the rally	
12.6 Four freely rotating wheels and tyres	
12.7 Early check-in	
12.8 Traffic infringements during the rally	
12.9 Power Stage	
12.10 Finish procedure and Finish of the rally	
12.11 Salou – Final Parc Fermé Opening	
12.12 Official time throughout the rally	
12.13 Route Note Cars	
12.14 Special Stage Riudecanyes 15/18	
12.15 Re-Start after retirement	
12.16 Clarification Art.60.10	
12.17 Clarification Art. 40.3	
13. IDENTIFICATION OF OFFICIALS	25
14. PRIZES	25
15. FINAL CHECKS AND PROTESTS	25
15.1 Final Checks	
15.2 Protest Deposit	
15.3 FIA International Appeal Deposit	
Appendix 1 ITINERARY (version 2, July 2019)	27
Appendix 2 RECONNAISSANCE SCHEDULE	31
Appendix 3 NAME AND PHOTOGRAPHS OF CRO	31
Appendix 4 COMPETITION NUMBERS AND ADVERTISING	32
Appendix 5 SHAKEDOWN "Salou area"	32
Appendix 6 SERVICE PLATES	33
Appendix 7 AUXILIARY PLATES	33
Appendix 8 HELICOPTERS	33
Appendix 9 TWO-WAY RADIO	34
Appendix 10 THE ENVIRONMENT	34
Appendix 11 OFFICIAL TESTING SESSION	35
Appendix 12 SAS TRACKER FITTING INSTRUCTIONS	36
Appendix 13 SAS TRACKER COMPETITOR MANUAL	45

1. INTRODUCTION

- 1.1** This rally will be run in compliance with the FIA International Sporting Code and its appendices, the 2019 FIA World Rally Championship Sporting Regulations, the National Sporting Regulations which comply with the FIA regulations and these Supplementary Regulations.

Modifications, amendments and/or changes to these Supplementary Regulations will be announced only by numbered and dated Bulletins (issued by the organiser or the Stewards).

Additional information will be published in the Rally Guide 2, issued on Friday 27th September 2019.

The 2019 FIA World Rally Championship Sporting Regulations can be found at FIA website (English & French): <http://www.fia.com/regulations>.

1.2 Road Surface (v2 itinerary July 2019)

- ❑ Friday 25th October: Gravel (91.01%) and asphalt (8.99 %)
 - Special stages km: 129.70 km
 - Stages: 6 stages: 3 run 2 times
 - SS1 / 4 Gandesa: 100 % gravel
 - SS2 / 5 Horta - Bot: 100% gravel
 - SS3 / 6 La Fatarella - Vilalba (mixed SS): 38.85 km (83.26 % gravel & 16.74 % asphalt)
- ❑ Saturday 26th October: Asphalt (100 %)
 - Special stages km: 121.72 km
 - Stages: 7 stages: 3 run 2 times, 1 run 1 time
 - SS14 Salou: 2.24km (150 meters gravel)
- ❑ Sunday 27th October: Asphalt (100 %)
 - Special stages km: 74.14 km
 - Stages: 4 stages: 2 run 2 times

- 1.3 Overall SS distance:** 325.56 km
Total distance of the itinerary: 1,288.85 km

2. ORGANISATION

2.1 FIA titles for which the rally counts

- FIA World Rally Championship for Drivers & Co-drivers
- FIA World Rally Championship for Manufacturers
- FIA WRC 2 PRO Championship for Drivers & Co-drivers
- FIA WRC 2 PRO Championship for Manufacturers
- FIA WRC 2 Championship for Drivers & Co-drivers

2.2 Visa numbers – FIA and ASN

FIA visa N.º: 13WRC/060919

ASN visa N.º: 19133/4/5/

2.3 Organiser's name, address and contact details

RACC (Reial Automòbil Club de Catalunya)

PERMANENT SECRETARIAT

RACC
 Motorsport area - RallyRACC Organisation
 Avenida Diagonal 687 - 08028 Barcelona (Spain)

Department	Telephone	Fax	e-mail
Motorsport	(+34) 93 495 50 34	(+34) 93 448 23 38	rallyracc@racc.es
Media	(+34) 93 495 50 35	(+34) 93 448 23 38	lluisa.torras@racc.es
RACC Travel Accommodation reservation	(+34) 93 495 50 15		susanna.sole@racc.es / cristina.gonzalez@racc.es

Website www.rallyracc.com

2.4 Organisation committee

Josep Mateu (President)

Josep M^a Bellot

Aman Barfull

Jordi Barrabés

Marina Duñach

2.5 Stewards of the meeting

Chairman

Timo Rautiainen (FIN) - FIA

Kai Tarkiainen (FIN) - FIA

David Domingo (ESP) - ASN

Secretary of the Stewards

Yvonne Gilli

2.6 FIA Delegates

Sporting Delegate

Andrew Wheatley

Safety Delegate

Michèle Mouton

Medical Delegate

Cem Boneval

Technical Delegate

Jérôme Toquet

Assistants to the Technical Delegate

Karmo Uusmaa

Lionel Berard

Emanuele Saglia

Mathieu Rougnon

Clément Clerc

Media Delegate

Vera Dussausaye

2.7 Senior officials

Clerk of the Course

Aman Barfull

Deputy Clerk of the Course

Josep M^a BellotDeputy Clerk of the Course &
FIA and Competitors Co-ordinator

Marina Duñach

Safety Officer & Route Manager

Jordi Barrabés

Assistants to Clerk of the Course

José Ramón González, Albert Udina, Pablo Andrés

Assistants to Race Direction

Ramon Corominas, Josep Sala

Assistants to Safety Officer

David Santacreu, Joan Molinera, Robert Tarrenchs,
Francesc Perelló, Moi Torrellardona, Josep Masdeu, Ernest
Contijoch, Felip Carbonell, Francesc Junoy

Chief Medical Officer

Dra. Isabel Ornaque

Deputy Chief Medical Officer

Dra. Anna Carreras

Sponsorship Officer

Núria Moya

Vending area & Service park logistics

Isidro Iglesias

Press Officer & Media accreditations

Lluïsa Torras

Assistant to Press Officer:
Media content coordinator

Josep Autet

Graphics & Design

Lluís García

Competitors' Relations Officers

Eduard Vargas, David Fuentes, Enric Arrazola

Re-Start Officer

Miriam Moya

Chief Scrutineer

Sergio Mateo

Scrutineers Coordinators

Manel Lloret

Special Stages Safety Chiefs

Martí Juanals: Escuderia Baix Empordà
Eduard Gallego: Escuderia Costa Daurada
Núria Cabanes: Equip Núria Cabanes
Pere Saura
Escuderia Osona

Service Park TC

SS spectators Safety Areas	Jaume Brunet: Escuderia Costa Daurada
Environmental officer	Jordi Puig
Reconnaissance Officers	Núria Cabanes, Joan Solà
Equipment	Rosa Aguilera, Joan Montserrat
Cars Organisation	José Ramón Lafuente, Jaume Mestres
Podiums Ceremonies	Gemma Bassa
SS Safety Radio	Raúl Sieiro: Ag. Ajut del Bages Escuderia Baix Empordà Equip Núria Cabanes
Start & TC Podiums	Josep Lluís Santamaría
Regroupings	Escuderia Osona & Josep Lluís Santamaría
Parcs Fermés & Service Park Officers	Isaías Martín, Marisol Martín
Refuelling	Manel Montoliu
Judges of Fact	All rally officials

2.8 HQ and Media Centre Location

RALLY HEADQUARTERS

From Monday 21st to Sunday 27th October 2019

PortAventura World - Convention Centre
Av. Alcalde Pere Molas Km. 2
43480 Vila-seca / Salou (Spain)

	Telephone	Fax	e-mail
Rally Secretariat	(+34) 93 495 76 16	(+34) 93 495 76 17	rallyracc@racc.es
Media	(+34) 93 495 76 18	(+34) 93 448 76 19	lluisa.torras@racc.es

2.9 Service Park location

PortAventura World - Av. Alcalde Pere Molas km.2 – 43480 Vilaseca-Salou

2.10 Official Notice Board

Rally Headquarters (Convention Centre – PortAventura World)
(Lobby, in front of Race Direction)

On-line Notice Board will be also available at the rally website www.rallyracc.com. During the administrative checks, all entered teams will be requested to provide an e-mail address at which to receive a notification about the publication of a new rally document. Notifications will also be done by WhatsApp to all teams using this messaging App.

2.11 Location of overnight Parc Fermé

- Friday 25th October (after section 2): Service park, PortAventura World
- Saturday 26th October (after section 5): Service park, PortAventura World
- Sunday 27th October (after section 8): Salou, (close to the Podium)
(Rally Finish after Podium Ceremony)

2.12 Location of Start and Finish

- Thursday 24th October Ceremonial Start Salou Podium (Passeig Jaume I)
- Friday 25th October Start and Finish Service park – PortAventura World
- Saturday 26th October Start and Finish Service park – PortAventura World
- Sunday 27th October Start Service park – PortAventura World
- Sunday 27th October Finish TC 17D before Podium Salou (Passeig Jaume I)

3. PROGRAMME

Monday 2 September

- | | |
|--|---------------------------------|
| - Deadline for sending Radio licence Applications | Rally office / RACC (Barcelona) |
| - Deadline for sending Telephone Line request through RACC | Rally office / RACC (Barcelona) |

Wednesday 25 September

- | | |
|---|---------------------------------|
| 14.00 - Closing date for Entries | Rally office / RACC (Barcelona) |
| - Deadline for sending Service Park facilities form and space request | Rally office / RACC (Barcelona) |
| - Closing date for National Media Request | Rally office / RACC (Barcelona) |
| - Closing date for Helicopter Registration | Rally office / RACC – Barcelona |

Friday 27 September

- | | |
|---|---------------------------------|
| - Issuing of: Road Book, Rally Guide 2 & maps | Rally office / RACC – Barcelona |
|---|---------------------------------|

Wednesday 2 October

- | | |
|--|-------------|
| - Closing date for International Media request | www.fia.com |
|--|-------------|

Friday 4 October

- | | |
|---|---------------------------------|
| - Closing date for order of FIA fuel | Total ACS |
| - Closing date for Entries in reconnaissance only | Rally office / RACC – Barcelona |

Tuesday 15 October

- | | |
|--|--------------------|
| 08.00 - Access to Service park for WRC Manufacturers service vehicles only | PortAventura World |
| - Deadline for paying the extra space in service park | |
| - Deadline for sending shakedown application form (for non priority drivers) | |

Sunday 20 October

- | | |
|---|--------------------|
| 12.00 - Access to Service park for other Competitors service vehicles | PortAventura World |
|---|--------------------|

Monday 21 October

- | | |
|---|--|
| 08.00 - Opening of the Service Park | PortAventura World |
| 12.00 - Opening of Rally Office | PortAventura World
HQ - Convention Centre |
| 17.00 - 20.00 - Optional Administrative checks
Collection of material & documents | PortAventura World
HQ - Convention Centre |
| 17.00 – 20.00 - Collection of Reconnaissance GPS recorders
(See Art. 9.4 of these Supp. Regulations) | PortAventura World
HQ - Convention Centre
Administrative checks office |

Tuesday 22 October

- | | |
|---|--|
| 08.30 - 19.00 - Reconnaissance starts for all drivers | (see appendix 2) |
| 09.00 - 13.00 - Administrative checks
16.00 - 20.00 - Collection of material & documents | PortAventura World
HQ - Convention Centre |
| 14.00 - Opening of Media Centre and Media Accreditation | PortAventura World – HQ |
| 14.00 – 20.00 - Collection of FIA Safety Tracker Rally Systems
(see Art. 11.9) | SAS truck (Service Park)
PortAventura World |

Wednesday 23 October

08.30 - 19.00	- Reconnaissance for all drivers	(see appendix 2)
09.00 - 13.00	- Administrative checks	PortAventura World
16.00 – 18.00	Collection of material & documents	HQ - Convention Centre
09.30 – 13.00	- For WRC Manufacturers' cars: Sealing of parts and delivery of Scrutineering Certificate (a detailed timetable will be published by means of a Bulletin)	Service Park PortAventura World
12.00 – 13.30	- Checking of the weight for Manufacturers' cars	Service Park PortAventura World
From 15.30	- Pre-event scrutineering for P1 (not entered by a WRC Manufacturer), P2 PRO, P2 & non priority drivers (a detailed timetable will be published by means of a Bulletin)	Service Park PortAventura World
16.00	- Team managers' meeting (WRC registered manufacturers)	PortAventura World HQ - Convention Centre
17.00	- Photographers' briefing	
18.00	- Publication of start list for Shakedown	
19.00 – 20.30	- Return of Reconnaissance GPS recorders	SAS truck (Service Park) PortAventura World
20.00	- Drivers Safety Briefing	PortAventura World HQ – Convention Centre

Thursday 24 October

09.01 – 10.30	- Shakedown for P1 & P2P drivers	Salou area
10.45 – 12.45	- Shakedown for P2	Salou area
12.00	- "Meet the crews" – Top 3 Shakedown	Service park-PortAventura World
13.00 – 14.30	- Shakedown for non-priority drivers	Salou area
13.30	- Pre-event FIA Press Conference	Media Centre HQ - Convention Centre
16.30	- Publication of Start list for: Thursday: Ceremonial Start Friday: Section 1	
18.00-18.30	- Autograph session for selected drivers (a detailed list will be included to a bulletin)	Salou Passeig Jaume I
18.40	- Photo-shoot of Authorities and selected P1 drivers (a detailed list will be included to a bulletin)	Podium Salou area Salou Passeig Jaume I
19.00	- Ceremonial Start	Podium Salou area Salou Passeig Jaume I
19.00	- Helicopters pilots' briefing	PortAventura Resort HQ - Convention Centre

Friday 25 October

07.30	- Time card distribution	Service park-PortAventura World Next to TC0
08.00	- Start of Friday (1 st driver start) (Section 1)	Service park-PortAventura World
19.41	- 1 st driver arrival at TC 6A	Service park-PortAventura World
22.00	- Publication of Start list for Saturday (Section 3)	Official notice board
23.59	- TC 6C closes (all cars must be returned to parc ferme from the 75-minute flexi-service)	Service park-PortAventura World

Saturday 26 October

03.30	- Latest time for all cars that will re-start to return to the Parc Fermé	Service park-PortAventura World
07.00	- Time card distribution	Service park-PortAventura World Parc Ferme
07.30	- Start of Saturday (1 st driver start) - Section 3 TC6D Parc Ferme Out/Service In	Service park-PortAventura World
17.50	- 1 st driver arrival at TC 13A	Service park-PortAventura World
21.00	- Publication of Start list for Sunday – Section 6	Official notice board
21.30	- TC 13C closes – all cars must be returned to parc ferme from the 45-minute flexi-service	Service park-PortAventura World

Sunday 27 October

02.45	- Latest time for all cars that will re-start to return to the Parc Fermé	Service park-PortAventura World
06.15	- Time card distribution	Service park-PortAventura World Parc Ferme
06.45	- Start of Sunday (1 st driver start) – Section 6	Service park-PortAventura World TC13D Parc Ferme Out/Service In
14.01	- Rally Finish	TC17D before Podium Salou – Passeig Jaume I
from 15.00	- Trophies presentation	Salou - Podium Passeig Jaume I
16.00	- Final FIA Press Conference	Press room – Media Center HQ – Convention Centre PortAventura World
16.00	- Final Scrutineering	Tallers Jordi Martí c/ Recasens i Mercader, 25 Pol. Ind. Agro Reus (Reus)
19.00	- Publication of provisional Classification (subject to final scrutineering)	Official notice board HQ – Convention Centre

4. ENTRIES

4.1 Closing date for entries *Wednesday, 25th September 2019, at 14.00 h.*

4.2 Entry procedure

Anyone wishing to take part in the 55 RallyRACC Catalunya-COSTA DAURADA / Rally de España 2019 must use the **FIA Online Registration Platform**.

Manufacturers, WRC 2 PRO and WRC 2 entrants who wish to score points must make their entries by using the standard entry form for their championships available at the FIA application at <https://registrations.fia.com/rally>

Non-priority drivers must register and fill-in the electronic entry form available at <http://registrations.fia.com/wrcesp> duly completed before the closing date for entries.

Please note that the FIA registration platform requires a user ID and a password to access the entry system. The FIA will need time to register you in the system and open your user account. Please do not wait until the last moment to make your entry in order not to miss the entry closing date.

The user account application is available through a link on the registration page stated above.

By submitting their entries, Competitors declare that they are in possession of a valid Driving licence, Competition licence and insurance for recce and rally cars as well as the ASN authorisation to participate in the rally, where applicable.

Please when sending your online registration entry form to FIA, *remember also to send the following documents to marina.dunach@racc.es*. The entry application will only be accepted if accompanied by:

- The total entry fees or by a receipt issued by the competitor's National Sporting Authority.
- Photocopies of the Competitor and Drivers Competitions licences.
- Photocopies of the Drivers passport or Identity cards.
- One passport photo for driver and co-driver.
- Photocopy of the page of the car homologation form for the entered car indicating number, group and cylinder capacity.
- ASN authorisation

4.3 Number of competitors accepted and classes

4.3.1 Number of competitors

The maximum number of competitors accepted will be **90 cars**.

If more than 90 entries are received the organiser reserves the right to decide which entries among the non-priority drivers will be accepted.

No entry can be guaranteed before the entries closing date. Organisers will inform the crews which entry form has been not accepted after this date.

4.3.2 Eligible cars

As per Article 4 of 2019 WRC Sporting regulations

4.3.3 Classes

Classes will be divided as follows:

CLASSES		GROUPS	
RC1		World Rally Cars: 1.6 T engine	- World Rally Cars, complying with the 2019 Appendix J, Art. 255A, when driven by a driver who has obtained the approval of the FIA
			- World Rally Cars homologated before 31.12.2013, complying with homologation extension 100/01 KSR and its WR extension, and with the 2013 Appendix J, Art. 255A. Only WRC cars with an FIA passport issued before 31/12/2016 are allowed
			- World Rally Cars homologated as from 01.01.2014, complying with homologation extension 200/01 WRC and with the 2016 Appendix J, Art. 255A. Only WRC cars with an FIA passport issued before 31/12/2016 are allowed.
RC2		Group R5 (VR5)	- World Rally Cars homologated as from 01.01.2015, complying with homologation extension 300/01 WRC and with the 2016 Appendix J, Art. 255A. Only WRC cars with an FIA passport issued before 31/12/2016 are allowed.
			- World Rally Cars homologated as from 01.01.2015, complying with homologation extension 300/01 WRC and with the 2016 Appendix J, Art. 255A. Only WRC cars with an FIA passport issued before 31/12/2016 are allowed.
RGT		RGT cars	- Group R5 cars conforming to the 2019 Appendix J, Art. 261.
RC3		R3 (atmo / over 1600cc and up to 2000cc – VR3C and turbo over 1067cc and up to 1333cc – VR3C)	- Group RGT cars conforming to the 2019 Appendix J, Art. 256.
		R3 (turbo / up to 1620cc / nominal – VR3T)	- Group R conforming to the 2019 Appendix J, Art. 260
RC4	RC4A	R2 (atmo over 1600cc and up to 2000cc – VR2C and turbo over 1067cc and up to 1333cc – VR2C)	- Group R cars conforming to the 2019 Appendix J, Art. 260D.
	RC4B	R2 (atmo over 1390cc and up to 1600cc – VR2B and turbo over 927cc and up to 1067cc – VR2B)	- Group R conforming to the 2019 Appendix J, Art. 260
RC5		R1 (atmo up to 1600cc - VR1 and turbo up to 1333cc - VR1)	- Group R conforming to the 2019 Appendix J, Art. 260
		R1 (atmo up to 1600cc – VR1A/VR1B and turbo up to 1067cc – VR1A/VR1B)	- Group R conforming to the 2018 Appendix J, Art. 260 (VR2B homologated before 31/12/2018)

4.3.4 National Cars

Following Art. 4.4 from 2019 FIA WRC Sporting Regulations, the following cars have been accepted for participating on the rally:

- All N5 class cars, as per Appendix 8 of General Prescriptions of the Spanish Rally Championship
- These cars must comply with the safety requirements as stipulated in Appendix J, Art.253.

4.4 Entry fees & Entry packages

4.4.1 FIA registered WRC Manufacturers & Support Championships (WRC2PRO & WRC2) Competitors:

Entry fees will be according to Appendix VI of the 2019 FIA WRC Sporting Regulations.

4.4.2 With the optional advertising proposed by the Organisers

a) Private drivers	3,200 €
b) Official Teams, Makes representatives, teams & private drivers driving a World Rally car	5,695 €
c) Non-priority drivers participating with Spanish licence:	2,000 €

4.4.3 Without the advertising proposed by the Organisers

a) All Private drivers	6,000 €
b) Official Teams, Makes representatives, teams & private drivers driving a World Rally car	9,000 €

4.4.4 Information regarding invoicing and fees:

All payments regarding entry fees need to be received before the entry closing date. Competitors requiring an invoice before making the payment must inform the Organiser in due time so that the competitor can comply with the payment conditions.

All entry fee payments will have an invoice made by RACC. If payments are made near to the rally week, invoices will be made and send to Competitors after the rally.

4.4.5 Information regarding VAT:

Invoices issued to natural persons are VAT-free. Consequently, the fee will correspond to the amount stated in Art. 4.4 of this Supplementary regulations.

Invoices issued to companies with head office in Spain will include VAT. Consequently, the fee will be increased by **21%** (Spanish VAT rate).

Invoices issued to companies with head office outside Spain are VAT-free. Consequently, the fee will correspond to the amount stated in Art. 4.4 of this Supplementary regulations and to Appendix VI of the 2019 FIA WRC Sporting Regulations.

4.4.6 Other fees

a) Entry for Recce Only	1,200 €
b) Auxiliary plate, each	400 € (21% VAT included)
c) Radio permission	430 € (21% VAT included)
d) Helicopter registration	2,700 € (21% VAT included)
e) Shakedown	350 € (21% VAT included)

4.4.7 Entry packages

Entry packages for WRC Manufacturers and FIA Support Championship entries are detailed in WRC Regulations Appendix VI.

Rally Entries	Official Team, WRC car (Art. 4.4.2 b, 4.4.3 b)	Private (Art. 4.4.2 a/c, 4.4.3 a)
Vehicle Plates		
• VIP-Team plates	1	-
• Service plates	2	2
• Auxiliary plates	2	-
Printed material		
• Road Book	3 (2)	1
• Route maps	3 (2)	1
• Programme	3	1
Passes		
• Driver passes	2	2
• Team passes	8	5
• Guest passes	5	-
Service park		
dimension	20 x 10	10 x 10
Shakedown		
included	yes	no

() = num. of copies couriered

Filmed stages: The teams will be provided with recordings of the special stages

4.4.8 Space in Service park and space requests

The Teams' Service Area dimensions will be according to the WRC Sporting Regulations, Appendix VI and Art. 4.4.7 of these Supplementary Regulations.

The Service park area will be:

- for **WRC Manufacturers and Support Championships** as described in **Appendix VI** of the 2019 WRC Sporting Regulations.
- for **Private drivers**: as per Art. 4.4.7 of these Supplementary Regulations

If additional space is needed, **it is compulsory to send the application form** published in internet **and pay the respective fees before your arrival at the Service park.**

Fees for additional square meter:

Manufacturers' Service area: 36€/ sqm (VAT included)

WRC2PRO, WRC2 and Non-Priority area: 18 €/ sqm (VAT included)

Once we receive your request, we will confirm if there is space available and the total amount to be paid.

The **request for additional space area** on the Service park must be received **before Wednesday 25th September 2019.** And payment must be received **before Tuesday 15th October 2019.**

4.5 Payment details

Payment of entry fees and extra space request can be made either by:

- Cash
- Swift Bank Transfer: Bank: BANC SABADELL
(receipt compulsory) Bank Address: Trav. de Gracia, 3 - 08021 Barcelona
Account Name: RACC
IBAN: ES03 0081 0105 1200 0101 4203
Swift (BIC): BSABESBB

Please note that any bank charges incurred by a swift transfer must be charged to the sender's account. When paying by Swift Bank Transfer, it is essential that you provide details of this payment by fax/e-mail to the Rally Office to ensure that payment is duly receipted prior to the close of entries.

Cheques are not accepted

4.6 Refunds

Entry fees will be refunded in full:

- To candidates whose entry has not been accepted.
- In case of the rally not taking place.
- Organisers may refund the 30% of the entry fee to those competitors who, for reasons of “force majeure” (duly certified by their ASN) were unable to start the rally.

4.7 Shipment of the documents to entered crews

The following official documents for participating crews will be published in digital format on the official rally website www.rallyracc.com: Rally Guide 1, Supplementary Regulations, Road-Books and Rally Guide 2. There will also be recordings of the special stages available on the website.

The following documents will be handed out to the entered crews in printed format: Road Book, Rally Map, Reconnaissance Book, Reconnaissance Sticker and Reconnaissance Control Form.

These printed documents may be sent after their publication, on Friday, 27 September, to FIA Registered WRC Manufacturers and Support Championship competitors, if they request the shipment specifically, providing a clear address to which the documents shall be sent.

Private (non-priority) crews shall pick-up the documents on their arrival in Salou. The documents will be available at the Rally Secretariat located in the PortAventura Convention Centre in Salou from Saturday, 19th October. The documents must be picked-up by the driver and/or co-driver who shall identify themselves by means of an official document or by a representative of the team showing an authorization issued by the driver/co-driver to pick-up the documents.

5. INSURANCE

5.1 Description of the insurance cover

According to the existing Regulations in Spain the insurance policy arranged by the Organisers covers the guarantees required by the R.F.E. de A.:

- 5.1.1 Liability to third parties in accordance with Spanish legislation.
- 5.1.2 For personal injury up to a limit of 70 million euros per occurrence
- 5.1.3 For property damage up to a limit of 15 million euros per occurrence

The insurance cover will come into effect from Thursday 24th October and it will cease at the end of the Event (at the opening of the final parc ferme) or at the moment of retirement or disqualification. Vehicles taking part at the shakedown will be also covered by this policy.

- 5.2 In case of an accident, the competitor or his representative must notify in writing the Clerk of the Course in as short a time as possible and in a maximum of 24 hours. He must explain the circumstances under which the accident occurred. Likewise, he must mention the names and addresses of any witnesses.
- 5.3 Only damage caused by the Organisers and the entered drivers is covered by the insurance policy taken out by the Organisation. Injury to the drivers themselves or damage to participating cars is not covered by this insurance.
- 5.4 Competitors are free to take out any individual insurance policy that they deem fit, independently from the above-mentioned liability insurance.
- 5.5 In case of an accident, competitors and drivers agree to hold harmless and keep indemnified the event's promoters and Organisers against all claims.
- 5.6 The service vehicles, even those bearing special plates issued by the Organisers, may never be considered as official participants in the rally. They are therefore not covered by the insurance policy of the rally and remain the sole responsibility of their owner.
- 5.7 **Medical Care Expenses** Competitors acknowledge that the complete expenses related to medical care (e.g. first aid treatment and transportation) will be borne by the patient. It is recommended to take out an insurance policy which covers the cost if need be.

6. ADVERTISING AND IDENTIFICATION

6.1 Organiser's advertising

Competition numbers, rally plates and organisers advertising will be provided by the Organisers and must be affixed as specified in accordance with Article 18 and Article 19 of the FIA 2019 WRC Sporting regulations. Details concerning advertising are described in Appendix 4 of these Supplementary Regulations.

6.2 Identification numbers

Competition numbers and rally plates will be affixed on the car before scrutineering and these must be visible through the duration of the rally.

6.3 Restrictions in Spain

All advertising or sponsorship of tobacco products on clothing, complements, instruments, equipment, prototypes and / or vehicles of teams participating in motor sports competitions or events is banned by law.

7. TYRES

7.1 Tyres types and quantities

In addition to complying with Art. 60, 61 and 62 of the WRC Sporting Regulations, the following types and quantities are confirmed for use:

Make	Tyre List 1 (Art. 60.3 / 2019 WRC regulations)	Tyre List 2 (All WRC cars) (Art. 60.2 / 2019 WRC regulations)	Type
MICHELIN	Latitude Cross H 90 L (Left)	17/65 15 LTX-Force H4L (Left)	Gravel / 1 st Choice
	Latitude Cross H 90 R (Right)	17/65 15 LTX-Force H4R (Right)	
	Latitude Cross M 80 L (Left)	17/65 15 LTX-Force M6L (Left)	Gravel / Alternative choice
	Latitude Cross M 80 R (Right)	17/65 15 LTX Force M6R (Right)	
	20/65 18 Pilot Sport R H3	20/65 18 Pilot Sport H5	Tarmac / Hard
	20/65 18 Pilot Sport R S	20/65 18 Pilot Sport S6	Tarmac / Soft
	18/65 18 Pilot Sport FW3 L	18/65 18 Pilot Sport FW3 L	Tarmac / Wet
	18/65 18 Pilot Sport FW3 R	18/65 18 Pilot Sport FW3 R	
PIRELLI	205/65-15 K4A Reinf Left		Gravel / 1 st Choice
	205/65-15 K4A Reinf Right		Gravel / Alternative Choice
	205/65-15 K6A Reinf Left		
	205/65-15 K6A Reinf Right		Tarmac / Hard
	235/40-18 RA5		
	235/40-18 RA7+		Tarmac / Soft
	235/40-18 RWA CINTURATO		Tarmac / Wet

List 1 Tyres = FIA WRC Art. 60.3.1 (P2P and P2 drivers, all drivers entered with an R5 car and who have been entered as P2P or P2 drivers during the current year, Non-priority drivers of R5 designated by the FIA)

List 2 Tyres = FIA WRC Art. 60.2.1 - WRC cars only.

Quantities:

List 1 (see Art. 60.3 WRC)	Maximum number of tyres allowed	Taken from: Soft/Hard
Friday (gravel tyres)	10 – No Shakedown 14 – Shakedown	1 st Choice = 14 Alt. Choice = 10
Saturday + Sunday (asphalt tyres)	16	Hard = 16 Soft = 12 Wet = 8
Total:	26 – if No Shakedown 30 – if Shakedown	

List 2 (WRC only)	Maximum number of tyres allowed	Taken from: Soft/Hard
Friday (gravel tyres)	16 (With Shakedown)	1 st Choice = 16 Alt. Choice = 10
Saturday + Sunday (asphalt tyres)	16	Hard = 16 Soft = 12 Wet = 8
Total:	32	

For 2WD cars and non priority drivers :	Maximum number of tyres allowed
Friday (gravel tyres)	10 – if No Shakedown / 14 If Shakedown
Saturday + Sunday (asphalt tyres)	16
Total:	26 - if No Shakedown 30 – if Shakedown

All tyres used during shakedown may be chosen from any compound as listed above.

7.2 Tyres for use on reconnaissance

- Recce of gravel and mixed stage:
Road homologated tyres with E or DOT type approval.
- Recce of asphalt stages:
As per Art. 25.2 of WRC sporting regulations: road-homologated series production tyres for asphalt.

8. FUEL

Competitors must comply with 2019 WRC Sporting regulations Art. 58 and 59.

8.1 Ordering procedure and price per litre

All FIA priority drivers must use FIA fuel.

The supplier appointed by the FIA for 2019 is TOTAL ACS.

The online fuel order instructions are available on the official RallyRACC site www.rallyracc.com under Documents/Forms section. Please read this document and follow the procedure.

The cost of the fuel and refuel services is **€5.60 + VAT per litre**, dispensed into rally cars.

8.2 Closing date for ordering FIA fuel

All Competitors using FIA fuel must place their fuel order directly with **Total ACS** no later than **Friday, 4th October 2019, directly online to www.fuelforraces.com.**

8.3 Fuel for Non-priority drivers

Non-priority drivers may use either FIA fuel, following the same conditions and rules as the Priority drivers or from **commercial filling stations on the rally route**.

For environmental and safety reasons no refuelling from cans, drums or similar is allowed.

8.4 Technical requirements

According to Art. 59.3 of FIA WRC Sporting Regulations:

- **All competitors** are required to fit FIA specified refuel couplings (Art. 59.3.2)
- Cars of priority drivers specifically must be fitted with FIA fuel sample couplings (Art 59.3.5).
- Cars equipped solely with FIA specified refuel couplings and using fuel as per Art. 59.1.2 must transport the adaptor in the car and show it at pre-event scrutineering (Art. 59.3.7)

8.5 FIA fuel distribution during the Rally

FIA fuel Refuel zones will be established as follows:

Friday 25th October Refuel: PortAventura World service park (after TC – Service out)
Remote refuel: Restaurant Coll del Moro

Saturday 26th October Refuel: PortAventura World service park (after TC – Service out)
Remote Refuel: Santa Coloma de Queralt

Sunday 27th October Refuel: PortAventura World service park (after TC – Service out)

9. RECONNAISSANCE

Reconnaissance must be carried out with cars conforming to Art. 25 - 2019 WRC Sporting Regulations.

9.1 Procedure

9.1.1 Reconnaissance **for all drivers** will take place:

- On **Tuesday 22nd October, from 08.30hrs to 19.00hrs**
- On **Wednesday 23rd October, from 08.30hrs to 19.00hrs**

9.1.2 Entered crews will be divided in 3 groups for reconnaissance and according to the following list of colours:

- Yellow sticker: FIA P1 & P2P
- Red sticker: FIA P2
- Blue sticker: Non-seeded drivers

9.1.3 The reconnaissance schedule in Appendix 2 must be fully respected by the crews.

The **first special stage for reconnaissance by each group is indicated in the schedule** and is compulsory. After the first stage, the recce order of the remaining stages of that day is free.

9.1.4 Each Competitor will receive a reconnaissance **vehicle identification sticker** and a **time card valid for up to 2 passages** over each special stage that will be handed over to competitors in **Salou**, at the **administrative control room** (Rally HQ, Convention Centre, PortAventura World).

Further pre-reconnaissance registration at Rally HQ is not required.

9.1.5 Reconnaissance sticker must be affixed during reconnaissance on the **top right of the front windscreen**.

9.2 Specific and / or national restrictions – speed limit

9.2.1 Crews are authorised to **drive a maximum of 2 times** through each special stage, at a reduced speed and fully respecting the Road Traffic Laws in Spain. In no circumstances may crews drive in the opposite direction of the rally on the special stages.

- 9.2.2 Special stages will be supervised by rally officials and competitors must follow their instructions. During reconnaissance crews must stop at the start of each stage, which will be duly signposted. Rally Officials will be positioned at the start and the finish of each special stage. Rally Officials will stamp the reconnaissance time card in order to record every run on each special stage.
- 9.2.3 It is emphasised **that reconnaissance is not practice**. All the Road Traffic Laws in Spain must be strictly adhered to and the safety and rights of the other road users must be respected. Speeding during Reconnaissance may incur a fine as per Art. 20.2 of 2019 FIA WRC Sporting regulations.
- 9.2.4 Reconnaissance cars have to be covered by insurance as required by the law, no responsibility being imputable to the Organisers.
- 9.2.5 Except for those cases in which there are speed limit signals and in built-up areas (50 km/h), the maximum speed set for the reconnaissance of special stages is:
- 60 km/h for Gravel and Mixed stages
 - 80 km/h for Asphalt stages
 - 40 km/h for SS13 Salou

9.3 Chicanes

During reconnaissance, chicanes will be at least marked on the ground.

9.4 Reconnaissance: Installation of speed control checking devices

In accordance with Article 25.4.4 of the 2019 FIA WRC Sporting regulations, **all cars** must carry recce GPS recorders on board during reconnaissance.

The use of such recorders involves fees as follows:

P1, P2P and P2 drivers: 300€
Non-priority drivers: 130€

Collection of Recce GPS recorders: Monday 21 October, from 17.00 to 20.00 hours
Administrative checks office
(Rally HQ - Convention Centre – PortAventura World)

Return of Recce GPS recorders: Wednesday 23 October, from 19.00 to 20.30 hours
(SAS truck – Service park – PortAventura World)

9.5 Service during reconnaissance

In compliance with Art. 25.4.6 of the FIA WRC Sporting Regulations, each Team will be provided with one “RECONNAISSANCE SERVICE VEHICLE” car pass by the Organiser.

9.6 Participation in Reconnaissance Only

Any driver holding the appropriate international licence may apply to take part in reconnaissance. The regulations on Reconnaissance must be respected in their entirety. Entries for Reconnaissance Only must be received **before Friday 4th October**; and an entry fee of **1,200 €** must be paid.

10. ADMINISTRATIVE CHECKS

Administrative checks will take place at Rally HQ: PortAventura World - Convention Centre

10.1 Original documents to be presented.

At the Administrative Checks the following documents will be checked:

- Valid competitor's licence
- Valid Driver's and Co-driver's International competition licences. Driver and co-driver must present a Driver Competition licence
- Valid Driver's and Co-driver's Driving licences
- Driver's and Co-driver's passports or identity cards
- ASN authorisation, for all foreign competitors and/or drivers
- Completion of all details on the entry form

- Car insurance cover certificate
- Car insurance registration papers
- During administrative checks driver and co-driver will be requested to inform:
 - if their competition licence includes medical insurance
 - or if they have a special medical insurance that will cover the medical costs
 - or if the driver/Co-driver will cover directly the costs of any medical intervention, if necessary

10.2 Timetable

- ☐ Monday, 21st October from 17.00 to 20.00 hrs.
- ☐ Tuesday, 22nd October from 09.00 to 13.00 hrs. & from 16.00 to 20.00 hrs.
- ☐ Wednesday, 23rd October from 09.00 to 13.00 hrs. & from 16.00 to 18.00 hrs.

Competitors may attend administrative control before scrutineering on any of the above 3 days.

Competition numbers and rally plates will be delivered during documentation control.

11. SCRUTINEERING, SEALING AND MARKING

The administrative check must be completed before entering the scrutineering venue. Competition number, rally plates and advertising stickers shall be affixed on the rally car before entering the Scrutineering venue.

11.1 Scrutineering: venue and timetable

- Scrutineering venue: PortAventura World Service Park
- Scrutineering day: Wednesday 23rd October 2019
- Scrutineering timetable:
 - 09.30 – 13.00 h For Manufacturers' cars:
Sealing of parts and delivery of Scrutineering certificate
 - 12.00 – 13.30 h For Manufacturers' cars:
Checking of the weight
 - From 15.30 h Pre-event scrutineering for P1 (not entered by a Manufacturer), P2P, P2 and non-priority drivers

A detailed timetable will be published by means of a bulletin after entries have closed.

11.2 Transverse Mud flaps (Appendix J. Art. 252.7.7)

- Thursday and Friday: Transverse mud flaps in conformity with Article 252.7.7 of the Appendix J to the FIA International Sporting Code are compulsory.
- Saturday and Sunday: Transverse mud flaps in conformity with Article 252.7.7 of the Appendix J to the FIA International Sporting Code are authorized.

11.3 Windows/Nets

Silvered or tinted films are not allowed on front side windows.

On rear side windows silvered or tinted films must have:

- an opening equivalent to the surface of a circle of 70mm diameter so that the driver as well as the content of the car may be seen from the outside.

11.4 Engine sealing

Before scrutineering, all cars must have their sump guards removed for sealing of gearboxes and differentials and be kept with the car for the purpose of weighing.

11.5 On-board cameras

The mountings of the cameras and recorders must be able to withstand a deceleration of 25g.

11.6 Spare parts limitation

For cars entered by a Manufacturer registered in the Championship for the purpose of scoring points:

2 cars teams: Only 7 sets of shock absorbers and 7 sets of systems of connection to the hub carrier are authorised per rally for a 2-car team (1 set = 2 front + 2 rear).

The shock absorber itself will be sealed so that it is not possible to open it.

3 cars teams: Only 10 sets of shock absorbers and 10 sets of systems of connection to the hub carrier are authorised per rally for a 3-car team (1 set=2 front +2 rear).

The shock absorber itself will be sealed so that it is not possible to open it.

Number of Steering rack + Front subframe + Rear subframe:

In addition to parts listed in article 64.7 (2019 WRC Sporting regulations), 1 extra Steering Rack +1 extra Front Subframe + 1 extra Rear Subframe for each Team. Those parts are allowed to be fitted on any car of the team (2 or 3 cars).

11.7 Driver's safety equipment

- 11.7.1 At pre-event scrutineering, competitors must present all items of clothing intended to be used during the rally. Compliance with Appendix L Chapter III

Helmets (Appendix L, Chapter III, Art. 1)

All crews must wear crash helmets which meet one of the standards listed in FIA Technical List No. 25. Priority 1 drivers must meet the FIA standard 8860-2018 - Advanced Helmet Test Specification (Technical List No. 69).

Frontal Head Restraint (FHR, Appendix L, Chapter III, Art. 3)

FIA approved systems are mandatory.

The wearing in an international competition of any device intended to protect the head or neck and attached to the helmet is prohibited, unless the device has been homologated according to the FIA 8858 standard. Homologated FHR systems are listed in the FIA Technical List N° 29.

Flame-resistant clothing (Appendix L, Chapter III, Art. 2)

All drivers and co-drivers must wear overalls as well as gloves (optional for co-drivers), long underwear, a balaclava, socks and shoes homologated to the FIA 8856-2000 standard (Technical List N°27) or 8856-2018 (Technical List N° 74).

Please pay special attention to the prescriptions of Art. 2 concerning embroidery and printing on flame-resistant clothing (manufacturer certificates etc.)!

Competitors are reminded that the Drivers' safety equipment (including balaclava and safety belts must be worn correctly until the STOP control.

Biometric Devices (Appendix L, Chapter III, Art. 2.1)

Drivers may wear a device to collect biometric data during racing.

- If the biometric device is integrated into a protective garment homologated to FIA Standard 8856, the garment shall be homologated to FIA Standards 8856 and 8868-2018.

- If the biometric device is a stand-alone device, then the device must be homologated to FIA Standard 8868-2018 only. This device must be worn in addition to the garment homologated to FIA Standard 8856.

Wearing of jewellery (Appendix L, Chapter III, Art. 5)

The wearing of jewellery in the form of body piercing or metal neck chains is prohibited

- 11.7.2 According to Art 253.6.1 for rallies, two belt cutters must be carried on board at all times. They must be easily accessible for the driver and Co-driver when seated with their harnesses fastened.
- 11.7.3 SOS/OK signs: each competing car shall carry a red "SOS" sign and on the reverse a green "OK" sign measuring at least 42cm x 29.7 cm (A3 size).
(Art. 40.2.2 of the FIA WRC Sporting regulations).

11.8 Special National requirements

Competing cars must be equipped with:

- Two reflective triangles
- Two fluorescent jackets (one per person)

11.9 Installation of Safety Rally Tracking System

The Safety Rally Tracking System must be installed and in working order before the cars are presented for scrutineering. See Appendix 13.

- Collection of tracker equipment and transponders:

Tuesday 22 October SAS Truck (Service park)
From 14.00 to 20.00 hours

When collecting the equipment, the drivers or their representative will need to leave a deposit by means of a credit card imprint of 1,200€.

- Return of tracker equipment and transponders:

The safety tracking system must be removed in the Final Parc Ferme. They must be returned to SAS to the same location where it was distributed (Service park) no later than 18.30hrs on Sunday 27th October.

Competitors that retire should return their equipment to SAS truck in the Service park as soon as is possible after their retirement.

12. OTHER PROCEDURES**12.1 Driver's Safety briefing**

Driver's Safety briefing will take place on **Wednesday 23rd October at 20.00hrs** at Rally HQ (PortAventura Convention Centre) for drivers and codrivers that have not attended a training session in 2019. A list of drivers and codrivers that need to attend will be published in a bulletin.

12.2 Ceremonial start procedure

- 12.2.1 Ceremonial Start attendance is compulsory for all competing crews and their cars and will take place in Salou, Passeig Jaume I, on Thursday 24th October at 19.00 hrs.

The crews must park their cars in parking zone located at Passeig Jaume I, near by the ceremonial start podium during following times:

- P1 between 17.45 and 18.30 h.
- Other crews 30 minutes before each car's individual starting time

- 12.2.2 The cars may be brought by a competitor's representative. This parking zone will be closed and guarded. From 18.00 to 18.30 hrs (before the Ceremonial Start), an Autograph Session for some Priority 1 drivers will be held at the Podium area (a detailed list of requested drivers to attend will be included on a bulletin).

- 12.2.3 The start interval at the Ceremonial start will be 1 minute for all drivers.

- 12.2.4 Competitors must wear their approved overalls.

- 12.2.5 Late arrival at the start ramp up to 15 minutes after a competitor's due time will be penalised at 120 €. Arrival after 15 minutes will be reported to the Stewards.

- 12.2.6 The Competitors will start the Podium Ceremony in the order of the provisional classification of the WRC followed by the order of the published start list for the rally. The first P1 crew will start at 19.00 hrs.

- 12.2.7 No Time Cards will be issued. After the Ceremonial Start, rally cars are free until presented at TC 0.

12.3 Start order of the Rally

The Start order of the rally will be as follows:

- Ceremonial Start (Thursday): provisional classification of the WRC followed by the order of the published start list for the rally.
- Friday, Saturday and Sunday: According to Art. 45.2 of 2019 WRC Sporting Regulations.

12.4 Start intervals

- Ceremonial Start (Salou Podium): 1-minute interval
- For Friday, Saturday and Sunday: following Art.45.3 of 2019 FIA WRC Sporting regulations.

12.5 Time card delivery and change during the rally

12.5.1 Time card delivery

- **Friday, 25th October** – Time cards will be distributed from 07.30hrs next to the TC0 (Service OUT), 30 minutes before the allocated start time of each crew.
- **Saturday 26th and Sunday 27th October** – Time cards will be issued close to TC6D and TC13D respectively (Parc Fermé OUT), 30 minutes before the allocated start time of each crew.

12.5.2 Time Cards change during the rally:

Friday, 25th October:

TC 0 (issue) Friday starts – Service TC Out - PortAventura World
 TC 3A (collection and issue new) Regroup In – PortAventura World
 TC 6A (collection and issue) Parc Fermé IN (issue of Time Card for Flexi-Service)
 TC 6C (collection) Overnight Parc Fermé

Saturday, 26th October:

TC 6D (issue) Saturday starts - Parc Fermé out PortAventura
 TC 9A (collection and issue new) Regroup In – PortAventura World
 TC 12A (collection and issue new) Regroup In – Salou (before SS13 Salou)
 TC 13A (collection and issue) Parc Fermé IN (issue of Time Card for Flexi-Service)
 TC 13C (collection) Overnight Parc Fermé

Sunday, 27th October:

TC 13D (issue) Sunday starts - Parc Fermé out PortAventura
 TC 15A (collection and issue new) Regroup In – PortAventura World
 TC 16A (collection and issue new) Regroup In – Les Borges del Camp
 TC 17D (collection) Rally finish (before Podium Salou)

Re-starting Priority competitors will receive a new time card when entering the service park for the maximum service of 3 hours.

- 12.6** On a road section that is a public road and at the start of a stage, a competition car may only be driven on four freely rotating wheels and tyres. Any car not complying with this article will be considered as retired as per WRC Art. 46. An additional penalty may be imposed by the stewards.

12.7 Early check-in

Crews are authorised to check in advance at:

- TC 6C Flexi-Service Out / Parc Ferme In (PortAventura World)
- TC 13C Flexi-Service Out / Parc Ferme In (PortAventura World)
- TC 17D Finish of the Rally (Podium ceremony – Salou Podium area)

12.8 Traffic infringements during the rally.

Speeding during the rally will incur a fine as per Art.20.3 of 2019 FIA WRC Sporting Regulations.

12.9 Power Stage

The stage chosen as Power stage is SS17 La Mussara 2.

12.10 Finish Procedure and Finish of the Rally

Finish of the rally will be at TC17D (time control before podium). From this point all cars are subject to Parc Fermé rules and have to follow Marshals instructions.

12.11 Salou - Final Parc Fermé Opening

Once the results have been declared as final on **Sunday, 27th October**, all **competitors must remove their cars from the Parc Fermé in Salou**, after authorisation has been given by the Clerk of the Course.

After the Podium ceremony on Sunday 27th October, all crews will receive a card when taking the rally cars to parc fermé. This card will have to be handed to the Parc Ferme marshal in order to be able to pick up the car after the parc fermé has been opened.

12.12 Official time throughout the rally: Satellite Clock.

On Sunday 27th October the Daylight-Saving Time Ends and at 3:00 A.M. clocks are turned backward one hour to 2:00 A.M.

12.13 Route Note Cars

For Saturday 26th and Sunday 27th October (sections run entirely on asphalt), one route note car may be used for each driver entered with a WRC or eligible to score points in the WRC2 Pro Championship.

Route Note Cars will neither be allowed in Shakedown nor in SS 13 Salou.

Route Note cars will be identified by the organiser and their speed limit for the special stages will be 90 km/h.

More information regarding Route Note Cars is detailed in the 2019 FIA WRC Sporting regulations, Art. 11.6.

12.14 Special Stage Riudecanyes 14/16

At km 4.21 of SS 14/16, the roundabout must be negotiated as shown in the Road Book. A penalty of 30 seconds will be applied to competitors who fail to follow this indicated route.

12.15 Re-Start after retirement – Ref. to Art. 46 of 2019 FIA WRC Sporting Regulations

A crew which has failed to complete a section will be assumed to re-start the rally from the start of the next section following the overnight regroup unless they confirm otherwise with the clerk of the course by completing of the form located in the rear of the road book and lodging it with the organiser **as soon as possible and, if feasible, before the publication of the re-start list.**

12.16 Clarification of Art. 60.10 of the 2019 FIA WRC Sporting Regulations.

The adjustment of tyre pressure is also permitted when the waiting time between a time control and the start of the following stage is more than 13 minutes for any competitor.

12.17 Clarification of Article 40.3 of the 2019 FIA WRC Sporting Regulations is as follows:

40.3 Incident on a special stage

40.3.1 In the case of an accident where urgent medical attention is required, the following applies:

- The SOS display on the FIA Safety tracking device must be activated as soon as possible.
- When possible, the red “SOS” sign should immediately be displayed to the following cars and to any helicopter attempting to assist.
- **As soon as possible**, the red triangle must be placed in a conspicuous position on the same side of the road as the car ~~by a member of the crew~~ at least 50 metres before the car’s position, in order to warn following drivers, even if the car is off the road.

40.3.2 Any crew which has the red “SOS” sign displayed to them, or which sees a car which has suffered an accident ~~where both crew members are seen inside the car but are not displaying the red “SOS” sign,~~ **and the OK sign is not shown**, shall immediately and without exception stop to render assistance. All following cars shall also stop. The second car at the scene shall proceed to inform the next radio point. Subsequent cars shall leave a clear route for emergency vehicles. **All crews stopping under this procedure will be allocated a time in line with Art. 39.**

40.3.3 In the case of an accident where immediate medical intervention is not required, or of a car stopping for any other reason on or beside a special stage, whether temporarily or permanently, the following applies:

- The OK display on the FIA Safety tracking device must be activated within one minute.
- The green “OK” sign must immediately be displayed to the following cars and to any helicopter attempting to assist. If the crew leaves the vehicle, the “OK” sign must be displayed so that it is clearly visible to all the other competitors.
- The red triangle must be placed in a conspicuous position on the same side of the road as the car by a member of the crew at least 50 metres before the car’s position, in order to warn following drivers, even if the car is off the road.

40.3.4 Should it not be possible, for whatever reason, to display the OK/SOS board in any of the above situations, this may be replaced by an evident and clearly understandable sign language shown by the crew outside of the car:

- **an arm and thumb up to indicate "OK"**
- **crossed arms above the head to indicate "SOS".**

40.3.45 Any crew which is able but fails to comply with any of the above rules will be reported by the clerk of the course to the Stewards.

40.3.56 The road book shall contain a page giving the accident procedure.

13. IDENTIFICATION OF OFFICIALS

Officials will be identified as follows:

Safety Marshals:	Yellow jacket, in black letters "SEGURETAT"
Safety Area chief:	Dark Brown jacket, in black letters "CAP DE ZONA"
Post chief:	White jacket, in black letters "CAP DE CONTROL"
Stage Commander:	Orange jacket, in black letters "CAP DE TRAM"
Post Marshals:	Yellow jacket, in black letters "CONTROL"
Competitors' Rel. Officers:	Red jacket / tabard "COMPETITORS REL. OFFICER"
Medical Officials:	White jacket, in black letters "DOCTOR"
Radio Marshals:	Yellow jacket, in black letters "RÀDIO"
Scrutineer:	Blue jacket, in black letters "COMISSARI TÈCNIC"

14. PRIZES

The prize giving will take place at the finish podium at:
Passeig Jaume I of Salou, on Sunday, 27th October from 15.00 hrs

List of Cups:

General Classification:	1st	RACC Trophies
	2nd	Trophies
	3rd	Trophies
	Winning Manufacturer	Trophy
FIA WRC 2 Pro Classification	1st	Trophies
FIA WRC 2 Classification	1st	Trophies
Classification by Class (for private drivers)	1st	Trophies

Medallions will be awarded to all classified drivers and co-drivers.

15. FINAL CHECKS AND PROTESTS

15.1 Final checks

The final scrutineering will take place on Sunday, 27th October 2019 at 16.00hrs. in:

Tallers Jordi Martí
c/. Recasens i Mercader, 25
Pol. Ind. Agro Reus
43205 Reus

The car can be presented by an authorised delegate of the team.

15.2 Protest Deposit

FIA protest deposit (Art 55.2 of the 2019 WRC Sporting Regulations): **1,000 €**

If the protest requires the dismantling and the re-assembly of different parts of a car, the claimant must pay an additional deposit of guarantee equal to the supposed value of the work at the date and the place where they are made, at the price of **50 €** per hour of work, according to the operation stages, as defined hereunder:

Area 1	<u>Body work:</u>	
	a) cockpit: 3 hours	b) exterior: 3 hours
Area 2	<u>Suspension:</u>	
	a) Front: 3 hours	b) rear: 3 hours
Area 3	<u>Running gear:</u>	
	a) Wheels: 1 hour	b) brakes: 4 hours
	c) Steering: 4 hours	
Area 4	<u>Transmission:</u>	
	a) Gearbox: 9 hours	b) group: 7 hours
	c) Differential: 10 hours	d) clutch: 6 hours
Area 5	<u>Engine (cylinder head, combustion chamber)</u>	
	a) Cylinder capacity: 9 hours	b) ratio 10 hours
	c) Cylinder head gasket: 9 hours	d) collectors: 9 hours
	e) Camshaft: 14 hours	f) valves, springs valves: 15 hours
	g) Rocker arms, tappets: 15 hours	
	h) Pulse, camshaft chains, cambelts: 4 hours	
Area 6	<u>Engine (lower parts, sump)</u>	
	a) Pistons, connecting rods: 16 hours	b) crankshaft: 12 hours
	c) Flywheel: 7 hours	
Area 7	<u>Engine (feeding)</u>	
	a) Carburettors: 3 hours	b) fuel injection: 4 hours
	c) Supercharging: 7 hours	
Area 8	<u>Catalyzer and exhaust pipe</u>	
	a) Catalyzer and exhaust pipe: 3 hours	

Total Vehicle: 75 hours Unit engine (no feeding): 32 hours




If the protest involves several mechanical components, the deposit shall be reckoned by adding up all the amounts specified for each stage. The expenses incurred by the work and by the transport of the car shall be borne by the claimant if the protest is unfounded or by the competitor against whom the protest is lodged if the claim is upheld.

15.3 FIA International Appeal Deposit

6,000 €

APPENDIX 1 – ITINERARY

(version 2 – July 2019)

  						
Shakedown Thursday 24 October 2019						
SS	Location	SS dist.	Liaison dist.	Total dist.	Target Time	First car due
TC	Localización	Dist. TC	Dist. Enlace	Dist. Total	Tiem. Impart.	Hora 1er coche
	Service park PortAventura					
	Refuel - PortAventura (FIA fuel)					
	Shakedown Start		3,02	3,02		9:01
SD	Shakedown (gravel)	2,00				
	Service park		5,31			
	Totals	2,00	8,33	10,33		
Ceremonial Start Thursday 24 October 2019						
SS	Location	SS dist.	Liaison dist.	Total dist.	Target Time	First car due
TC	Localización	Dist. TC	Dist. Enlace	Dist. Total	Tiem. Impart.	Hora 1er coche
	Podium Salou					19:00
	Service park PortAventura		4,69			
	Sunrise / Orto:	08:16 hrs				
	Sunset / Ocaso:	19:02 hrs				
v.2 Itinerary RallyRACC 2019 (July 2019)						

SHAKEDOWN

START

**Start (Sections 1 & 2)****Friday 25 October 2019**

SECTION 1

SECTION 2

SS	Location	SS dist.	Liaison dist.	Total dist.	Target Time	First car due
TC	Localización	Dist. TC	Dist. Enlace	Dist. Total	Tiem. Impart.	Hora 1er coche
	START - Service park PortAventura					
0	START - Service OUT Port Aventura					8:00
RZ	Refuel - PortAventura (FIA fuel)					
1	Distance to next refuel	(26,00)	(110,98)	(136,98)		
1			86,50	86,50	1:20	9:20
SS1	Gandesa 1 (gravel)	7,00				9:23
PC	HORTA DE SANT JOAN					
2			17,57	24,57	0:37	10:00
SS2	Horta-Bot 1 (gravel)	19,00				10:03
			6,91			
RZ	Remote Refuel - Restaurant Coll del Moro (FIA fuel)					
2	Distance to next refuel	(38,85)	(110,94)	(149,79)		
3			25,57	51,48	1:07	11:10
SS3	La Fatarella - Vilalba 1 (gravel & asphalt)	38,85				11:13
3A	Regroup and Technical Zone IN		85,37	124,22	1:55	13:08
3B	Regroup OUT - Service IN				0:15	13:23
	SERVICE A (PortAventura)	(64,85)	(221,92)	(286,77)	0:40	
3C	Service OUT					14:03
RZ	Refuel - PortAventura (FIA fuel)					
3	Distance to next refuel	(26,00)	(111,31)	(137,31)		
4			86,50	86,50	1:20	15:23
SS4	Gandesa 2 (gravel)	7,00				15:26
PC	HORTA DE SANT JOAN					
5			17,90	24,90	0:37	16:03
SS5	Horta-Bot 2 (gravel)	19,00				16:06
			6,91			
RZ	Remote Refuel - Restaurant Coll del Moro (FIA fuel)					
4	Distance to next refuel	(38,85)	(126,35)	(165,20)		
6			25,57	51,48	1:07	17:13
SS6	La Fatarella - Vilalba 2 (gravel & asphalt)	38,85				17:16
PC	PODIUM SALOU		98,81			
6A	Parc Fermé and Technical Zone IN		1,97	139,63	2:25	19:41
6B	Parc Fermé OUT / FlexiService IN				0:10	19:51
	FLEXI SERVICE B (PortAventura)	(64,85)	(237,66)	(302,51)	1:15	
6C	Flexiservice OUT / Parc Fermé IN (PortAventura)					
	For all classified cars (except re-starting crews) TC 6C closes at					23:59
	FRIDAY Totals	129,70	459,58	589,28		

Sunrise / Orto: 08:17 hrs

Sunset / Ocaso: 19:00 hrs

v.2 Itinerary RallyRACC 2019 (July 2019)

**Start (Sections 3, 4, & 5)****Saturday 26 October 2019**

SS	Location	SS dist.	Liaison dist.	Total dist.	Target Time	First car due
TC	Localización	Dist. TC	Dist. Enlace	Dist. Total	Tiem. Impart.	Hora 1er coche
	START - Service park PortAventura					
6D	Parc Fermé OUT - Service IN					7:30
	SERVICE C (PortAventura)				0:15	
6E	Service OUT					7:45
RZ	Refuel - PortAventura (FIA fuel)					
5	Distance to next refuel	(14,08)	(80,30)	(94,38)		
7			72,94	72,94	1:12	8:57
SS7	Savallà 1 (asphalt)	14,08				9:00
			7,36			
RZ	Remote Refuel - Santa Coloma de Q. (FIA fuel)					
6	Distance to next refuel	(45,66)	(87,18)	(132,84)		
8			6,75	28,19	0:38	9:38
SS8	Querol 1 (asphalt)	21,26				9:41
9			14,00	35,26	0:50	10:31
SS9	El Montmell 1 (asphalt) TV live	24,40				10:38
9A	Regroup and Technical Zone IN Port Aventura		66,43	90,83	1:22	12:00
9B	Regroup OUT - Service IN				0:10	12:10
	SERVICE D (PortAventura)				(59,74) (167,48) (227,22) 0:40	
9C	Service OUT					12:50
RZ	Refuel - PortAventura (FIA fuel)					
7	Distance to next refuel	(14,08)	(80,30)	(94,38)		
10			72,94	72,94	1:08	13:58
SS10	Savallà 2 (asphalt)	14,08				14:01
			7,36			
RZ	Remote Refuel - Santa Coloma de Q. (FIA fuel)					
8	Distance to next refuel	(47,90)	(93,46)	(141,36)		
11			6,75	28,19	0:38	14:39
SS11	Querol 2 (asphalt)	21,26				14:42
12			14,00	35,26	0:49	15:31
SS12	El Montmell 2 (asphalt) TV live	24,40				15:38
12A	Regroup IN - Salou		71,33	95,73	1:34	17:12
13	Regroup OUT				0:15	17:27
SS13	Salou (asphalt)	2,24				17:30
13A	Parc Fermé and Technical Zone IN		1,38	3,62	0:20	17:50
13B	Parc Fermé OUT / Flexiservice IN				0:10	18:00
	FLEXI SERVICE E (PortAventura)				(61,98) (173,76) (235,74) 0:45	
13C	Flexiservice OUT/ Parc Ferme IN (Port Aventura)					18:45
	For all classified cars (except re-starting crews) TC 13C closes at					
						21:30
	SATURDAY Totals					
		121,72	341,24	462,96		

SECTION 3

SECTION 4

SECTION 5

Sunrise / Orto: 08:18 hrs

Sunset / Ocaso: 18:59 hrs

**Start (Sections 6, 7 & 8)****Sunday 27 October 2019**

SS	Location	SS dist.	Liaison dist.	Total dist.	Target Time	First car due
TC	Localización	Dist. TC	Dist. Enlace	Dist. Total	Tiem. Impart.	Hora 1er coche
	START - Service park PortAventura					
13D	Parc Fermé OUT - Service IN					6:45
	SERVICE F (PortAventura)				0:15	
13E	Service OUT					7:00
RZ	Refuel - PortAventura (FIA fuel)					
9	Distance to next refuel	(37,07)	(80,27)	(117,34)		
14			26,49	26,49	0:38	7:38
SS14	Riudecanyes 1 (asphalt)	16,35				7:41
15			18,12	34,47	0:50	8:31
SS15	La Mussara 1 (asphalt) TV Live	20,72				8:38
15A	Regroup and Technical Zone IN		35,66	56,38	1:00	9:38
15B	Regroup OUT - Service IN				0:10	9:48
	SERVICE G (PortAventura)				(37,07) (80,27) (117,34) 0:30	
15C	Service OUT					10:18
RZ	Refuel - PortAventura (FIA fuel)					
10	Distance to finish	(37,07)	(82,20)	(119,27)		
16			26,49	26,49	0:33	10:51
SS16	Riudecanyes 2 (asphalt)	16,35				10:54
16A	Regroup IN - (Les Borges del Camp)		9,22	25,57	0:31	11:25
16B	Regroup OUT				0:35	12:00
17			8,84	8,84	0:15	12:15
SS17	La Mussara 2 (asphalt) (Power Stage)	20,72				12:18
17A	Parc Fermé and Technical Zone IN		35,66	56,38	1:20	13:38
17B	Parc Fermé OUT / Service IN				0:03	13:41
	SERVICE H (PortAventura)				(37,07) (80,21) (117,28) 0:10	
17C	Service OUT					13:51
17D	Before Podium Salou		1,99	1,99	0:10	14:01
	SUNDAY Totals					
		74,14	162,47	236,61		

Sunrise / Orto: 07:20 hrs
 Sunset / Ocaso: 17:58 hrs

TOTALS of the RALLY

	No of SS	SS	Liaison	Total	% of SS
Friday (sections 1 & 2)	6	129,70	459,58	589,28	22,01
Saturday (sections 3,4 & 5)	7	121,72	341,24	462,96	26,29
Sunday (sections 6,7 & 8)	4	74,14	162,47	236,61	31,33
Totals	17	325,56	963,29	1.288,85	25,26
	Nº de TC	Tramo	Enlace	Total	% TC

v.2 Itinerary RallyRACC 2019 (July 2019)

APPENDIX 2 – RECONNAISSANCE SCHEDULE

Reconnaissance for all drivers will take place the following days:

- **Tuesday 22nd October, from 08.30hrs to 19.00hrs**
- **Wednesday 23rd October, from 08.30hrs to 19.00hrs**

The following schedule must be fully respected by the crews.

The first special stage for reconnaissance by each group is compulsory.
After the first stage, the race order of the remaining stages of that day is free.

Sunrise 08:16 / Sunset 19:02

Tuesday 22 nd October 2019		From 08.30hrs to 19.00 hrs		
<u>SPECIAL STAGE</u>	Km.	YELLOW sticker P1 & P2P	RED sticker P2	BLUE sticker Non Priority
1 - 4 Gadesa 2 - 5 Horta - Bot 3 - 6 La Fatarella - Vilalba 14 - 16 Riudecanyes	7.00 km 19.00 km 38.85 km 16.35 km	Starting point SS 3 - 6 La Fatarella-Vilalba	Starting point SS 2 - 5 Horta-Bot	Starting point SS 1 - 4 Gadesa
Shakedown <i>ONLY from 16:00 to 18:00 hrs</i>	2.00 km			

Wednesday 23 rd October 2019		From 08.30hrs to 19.00 hrs		
<u>SPECIAL STAGE</u>	Km.	YELLOW sticker P1 & P2P	RED sticker P2	BLUE sticker Non Priority
7 - 10 Savallà 8 - 11 Querol 9 - 12 El Montmell 15 - 17 La Mussara	14.08 km 21.26 km 24.40 km 20.72 km	Starting point SS 8 - 11 Savallà	Starting point SS 10 - 13 El Montmell	Starting point SS 15 - 17 La Mussara
13 Salou <i>P1 from 16.00 to 17 hrs Other drivers from 16:00 to 19:00 hrs</i>	2.24 km			

APPENDIX 3 – NAME AND PHOTOGRAPHS OF CRO



Enric Arrazola

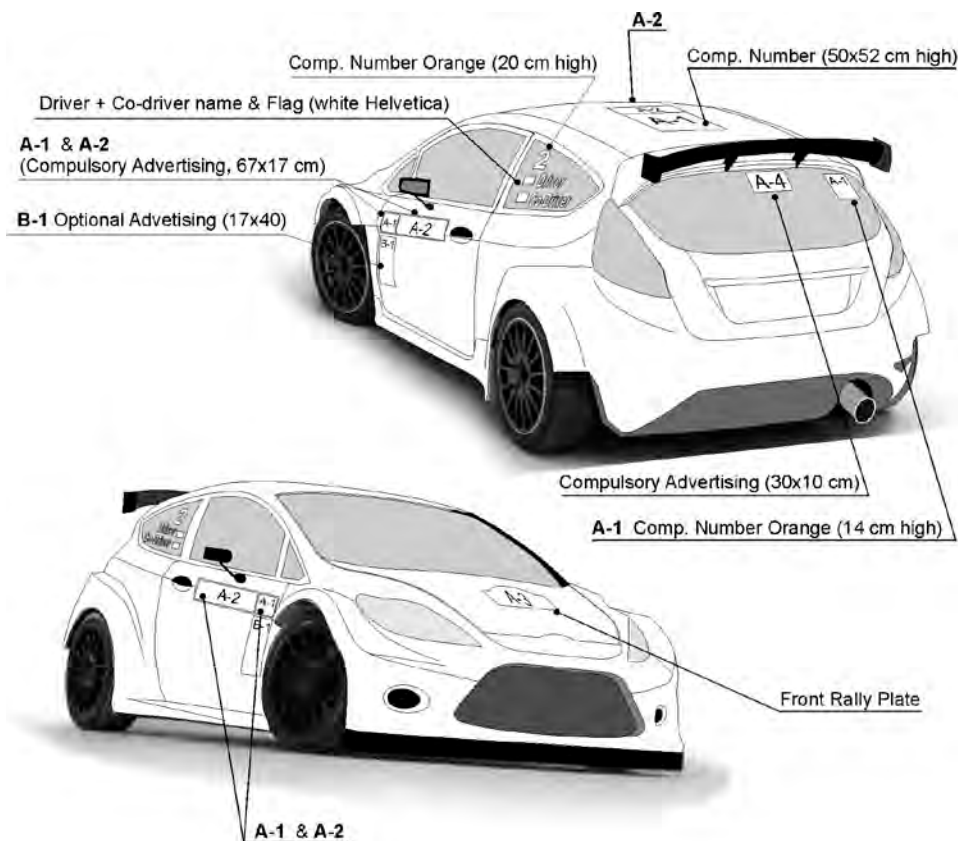


Eduard Vargas



David Fuentes

APPENDIX 4 – COMPETITION NUMBERS AND ADVERTISING



A. Compulsory advertising:

- A1: Competitor number
- A2: RACC
- A3: Front Rally plate
- A4: RACC

B. Optional advertising: 2 stickers per vehicle of 17 x 40 cm maximum

- B1: Costa Daurada
- Salou
- Catalan Tourist Board
- PortAventura World

APPENDIX 5 – SHAKEDOWN (Salou area)

- Day: **Thursday 24th October 2019**
- Location : **Salou area** (same road used last year)
- Stage dist.: **2 km** (mixed surface)
- Distance from PortAventura service park to Shakedown: **3.02 km**
- Timetable:

9.01 – 10.30 hrs	P1 & P2P drivers
10.45 – 12.45hrs	P2 drivers
13.00 – 14.30hrs	non-priority drivers
- Application fees:

Non-priority drivers: 300€ (21% VAT included)
P1, P2P and P2 drivers, included with entry fees

Non-priority drivers wishing to participate at the shakedown should **send the application form** (published on the rally website under the section “Documents/Forms”) to the Rally Office **before Tuesday 15th October**, including a copy of the bank transfer receipt (Shakedown fees: 350€)

The same shakedown stage will be used for Priority 1, 2, 3 and non- priority drivers.

Crews who are participating must wear helmets and all safety equipment as required in Appendix L and competition numbers and rally plates must be affixed.

Any person on board the car during shakedown who is not entered for the rally must have signed a disclaimer supplied by the organisers (Rally Guide 2).

All P1 and P2P drivers will be required to complete their first passage of Shakedown in order of Championship classification, and at an interval as determined by the Organiser in consultation with FIA and WRC Promoter.

A start list for this first passage will be published at 18:00hrs on Wednesday 23rd October 2019.

At the conclusion of these fixed passages, P1 and P2P drivers will be able to continue their shakedown runs.

P1 and P2P drivers will be required to arrive at the Shakedown start 10 minutes before their scheduled start time to be available to the FIA Technical Delegate and scrutineers for any technical check that may be considered necessary.

APPENDIX 6 – SERVICE PLATES

Service of competing cars will be carried out only in the Service park of PortAventura. Please also see 2019 FIA WRC Sporting Regulations Art 48 and 49.

The number of Service Vehicles allowed is:

- Manufacturers & Support Championships as specified on App. VI of the 2019 FIA WRC Sporting Regulations
- Other Competitors: as specified on Art. 4.4.7 of these Supplementary Regulations

These vehicles must be clearly identified by means of “SERVICE” plates, issued by the Organisers. No additional SERVICE plates are permitted.

SERVICE plates must be affixed on the top of the front windscreen and will be delivered to Competitors at Administrative checks.

Only vehicles identified by SERVICE plates will be allowed to access to the Service Park. Service cars must be parked inside the corresponding team’s service area.

APPENDIX 7– AUXILIARY PLATES

Other team vehicles must be identified by means of “AUXILIARY” plates, which allow to access to the Auxiliary parks adjacent to service parks.

AUXILIARY plates must be affixed on the top of the front windscreen and will be available to Competitors at Administrative checks:

- Additional **AUXILIARY plate, each** **400 €** (21% VAT included)

APPENDIX 8 – HELICOPTERS

All helicopters flying in support of the Rally must be registered with the Organisers. It is intended that, as a safety precaution, there will be a protocol to control Rally airspace and only registered aircraft will be allowed to fly in this airspace.

A Helicopter Registration form is available at the rally website, www.rallyracc.com, under the section “Documents/Forms”, and it should be completed and forwarded with the entry fees before **Wednesday 25th September 2019** to Marina Dunach by e-mail marina.dunach@racc.es:

- **Helicopter registration fees are: 2,700 €** (21% VAT included)

A helicopter pilots' briefing will take place **on Thursday 24th October** at Rally HQ – PortAventura World – Convention Centre (Salou) at **19.00 hours**. Attendance is obligatory for all helicopter pilots.

APPENDIX 9 – TWO-WAY RADIO

All radio-electric transmitter installations in cars are always subject to a previous authorization request. A frequency assignment is to be asked for at the Spanish Telecommunications Offices.

We inform you that Telecom cannot allocate frequency pairs that do not comply with Spanish regulations stating that reception and transmission frequencies must be separated.

In Spain, this separation must be:

UHF 410-455 Mhz.

High frequency transmission repeater, separation between RX and TX 10 Mhz.

VHF 146-174 Mhz.

High frequency transmission repeater, separation between RX and TX 4.6 Mhz.

Even with the best of intentions to provide us with the requested frequencies, the Telecom staff cannot legally authorise us to use frequency pairs that do not comply with these requirements.

Radio frequencies request fees are: **430 €** (21% VAT included)

Competitors wishing to use 2-way radios during the rally will find the Radio Licence application form on the rally website www.rallyracc.com under the section "Competitors/Forms".

The Rally Office must receive all applications for licences, with payment, **before Monday 2nd September 2019**.

Any infringement of the law will render the offenders liable to proceedings and if their frequencies interfere with the organisation network sanctions could **lead to exclusion**.

APPENDIX 10 – THE ENVIRONMENT

The organisation of the RallyRACC Catalunya-Costa Daurada is committed to the environment and to sustainability, and therefore, a series of environmental policies were introduced in previous year's, as a consequence of which the Rally was recognised with the Achievement of Excellence level by the FIA SUSTAINABILITY PROGRAMME ACCREDITATION.

This year, we will continue to apply these policies and to work in order to improve them further, to reduce the environmental impact of the Rally as much as possible.

Environmental Policy

In order to continue reducing the environmental impact caused by the Rally, we are implementing the following measures:

- To carry out **environmental awareness tasks** among the public
- **To reduce** the travels by the Organisation as much as possible and to use **hybrid** and **electric vehicles**
- **To respect** all applicable legal regulations
- **To disseminate** and promote our environmental policies
- **To organise clean-up teams** to clean **2km** on the right and left hands side **along the route once the rally has finished**.
- To set up a **recycling area for special waste**, in the Service Park, the use of which will be compulsory
- **The washing of cars** shall only be allowed in the **authorised areas**
- To set up **containers for the selective waste disposal** in the Service Park
- The organisation will distribute bags at the stages to encourage spectators to cooperate with waste collection
- To set-up **recycling containers in the public areas of the different stages**
- **To raise awareness among spectators** at the stages about the need to **share vehicles**

- To try to **reduce** the **energy consumption** as much as possible
- To give priority to the use of **digital supports**
- **To calculate and reduce the CO₂ footprint** generated by the Rally
- To provide full collaboration to the **environmental agents of the area**

Please see Appendix XI of the 2019 WRC Sporting Regulations, where you can see that implementations of an environmental management system are compulsory, and you will find our Environmental Policy in Rally Guide 2.

Competitors are requested to respect and follow specific policy and instructions in order to manage the waste generated during the event (service park) and specially using the facilities available in the service park.

During the running of the rally, at the TC before each SS competitors may hand over to the rally marshals the bottles and waste they may have, and marshals will deposit them into the correct selective wastebasket available in place.

Failing to comply with the regulations regarding the Environment Policy may be penalised.

APPENDIX 11 – OFFICIAL TESTING SESSION

As per Art. 66.5.2 from the 2019 FIA WRC Sporting Regulations a pre-event test will be organised on Monday 21st October.

The RACC approved test organizer is:

ACTION ON THE ROAD SL
Contact Person: Rafael Sánchez
E-mail: admin@actionontheroad.com

The test will only be organised with a minimum of 12 participants.

APPENDIX 12 – SAS TRACKER FITTING INSTRUCTIONS

Page | 1



SAS Fitting Kit Manual – RALLY CAR

Welcome

This manual is provided as a guide for the installation of the WRC Tracking System Kit, for competition vehicles only. Care should be taken when considering the location of components with regard to electrical cabling and fire suppression systems already installed in the vehicle. Please check always that the components of your kit are as requested.

Table of Contents

1. Tracking Unit Kit Components	3
2. Power Supply.....	3
3. Connection Diagram	3
4. Tracking Unit Dimensions	4
5. Tracking Unit Mounting	5
6. Antenna Installation	6
6.1 External Antenna Installation	7
6.2 Internal Antenna Installation	8
7. Contact	8

1. Tracking Unit Kit Components & Steps

The WRC Tracking System Kit includes:

- WRC Tracking Installation and Fitting Kit Instruction Sheet;
- 3-in-1 antenna with leads;
- Internal radio antenna with lead;
- 6 – 24v wiring loom with plug;
- Mount, to be bolted to tunnel;
- Adjustable mount connector/knuckle.



(Contents may differ slightly to image shown)

WRC tracking system fitment steps:

1. Mount WRC tracker;
2. Fit external & internal antennas, running leads to the WRC tracker;
3. Fit wiring loom, ensuring that a solid 9 to 28 volts is supplied;
4. Connect all antenna connections, make sure they are tight using an 8mm spanner;
5. Apply power.

2. Power Supply

WRC tracking system requires a reliable power supply from 9 to 28 volts DC. We recommend a 5 amp (Max) blade type or similar quality fuse is used at the battery supply end of the WRC tracking system power lead.

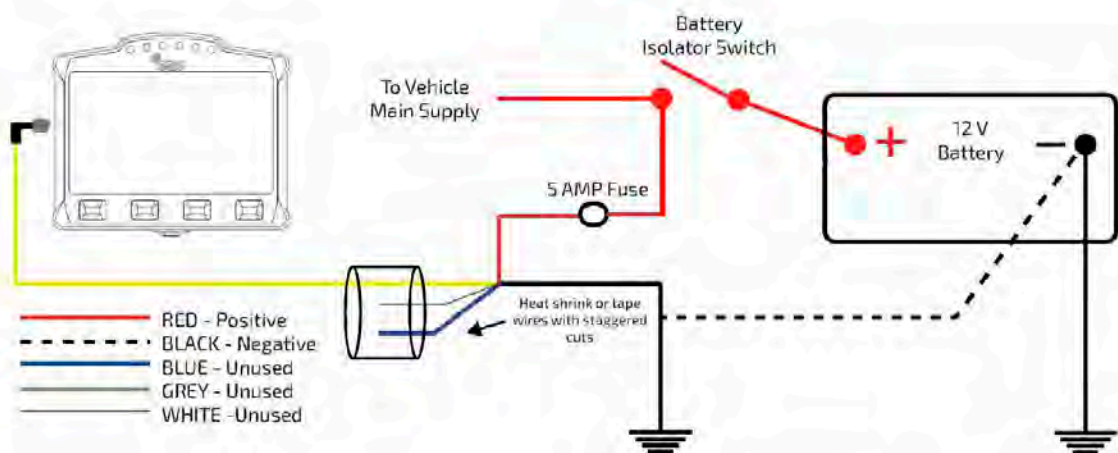
Zero volts or battery negative can be picked up at any suitable earthing point providing the isolation switch does not switch the negative side of the battery.

The WRC tracking system unit has an internal battery that is kept charged via the car's power supply. It acts as a reserve supply to power the unit in the case of an accident where a car's power supply is interrupted (e.g. car battery smashed or dislodged).

Note: The tracking device should only be powered once it is placed in its final position in the vehicle; this ensures accelerometers are calibrated correctly.

3. Connection Diagram

The 6-24v wiring loom, includes five wires. The white blue and grey wires must be stagger cut and heat shrinked or taped back so they cannot short to ground or to each other. Red and black are used as follows:

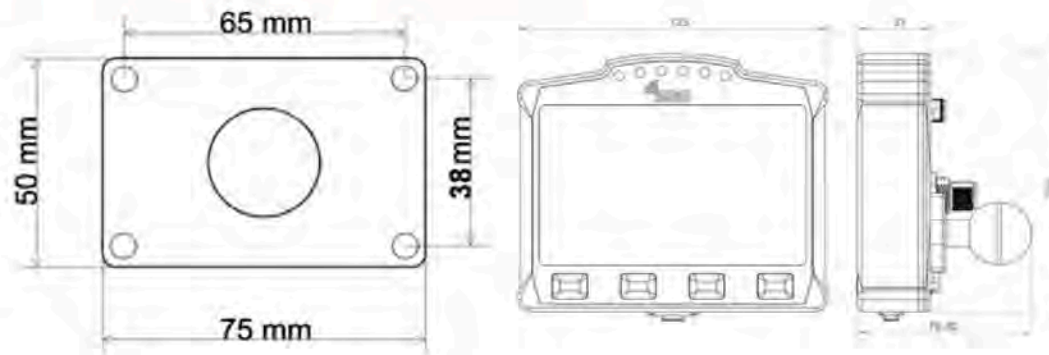


RALLYSAFE 12V WIRING DIAGRAM

During installation, the wiring loom should be routed away from the engine compartment, Ignition or Alternator wiring.

300 mm of Power Supply Wiring Loom is required to be available for connection to the WRC Tracker Unit at the mounted position.

4. Tracking Unit Dimensions



5. Tracking Unit Mounting

The preferred location and mounting for the WRC tracking system unit is a RAM style 50mm x 75mm flat base with ball, bolted through the tunnel with four M6 Bolts.

It should be in a central, protected location on the central tunnel in front of the seats and both easily visible and accessible by both the driver and co-driver/nav.

Care should be taken when considering the location of the Mounting Point with regard to electrical cabling and fire suppression systems installed in the vehicle.

Photographs of mounting and positioning can be seen in Fig.1 and Fig.2 respectively.

Alternatively, the WRC tracking system unit can be mounted in a central protected location on the vehicle dashboard that is easily visible and accessible by both the driver and co-driver.

Mounting is a Ram style 50mm x 75mm flat base with ball, bolted with four M6 bolts through the dashboard and a compulsory 3mm backing plate measuring no less than 145mm x 120mm



Figure 1. 25mm rubber ball securely attached to the tunnel



Figure 2. The WRC tracking unit mounted onto the 25mm rubber ball mount and connected through the RallySafe connector

6. Antenna Installation

All leads on both external and internal antennas must run on the inside of all roll cage bars. This is to stop cable crushing on impact.

Antenna must not be mounted within 200 mm of any high frequency antenna's or cabling

The preferred route is to go down from the antenna, underneath the closest part of the roll cage (roof cross or main hoop), follow that along to the roof hoop, then go down the inside A pillar to the unit. Please allow 200mm clearance of high frequency antenna or cabling

Any excess cable must be run so that the cable is not bent any tighter than a 100mm radius. We recommend running it across the underside of the dash and back (do not coil in tight loops).

Cables must be tied neatly along the whole installation all the way to the unit so they can't be accidentally caught or dislodged.

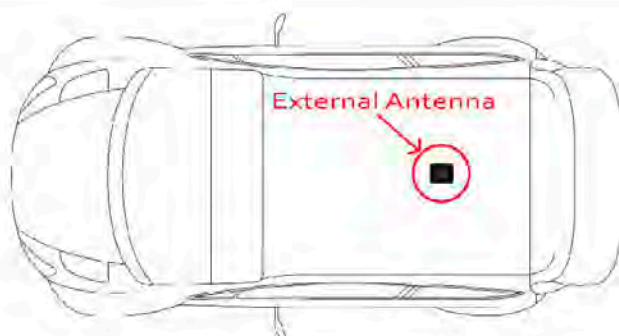
All this will be checked at scrutineering and you may be required to fix it before your car can pass.

Note: All antenna connections need to be firmly tightened with an 8mm spanner.

6.1. External Antenna

The antenna is mounted through a 12mm hole in a central location on the ROOF of the vehicle, rear of the main roll bar hoop, allowing the cabling to pass through the roof and follow the cage bars back to the unit location. The antenna is a fully watertight unit, which seals against the roof surface.





Antenna leads are connected as follows (There may be variations with the type and number of leads).

1. The 2 UHF leads, colour-coded **Blue**, is connected to the terminal labelled "WiFi" on the WRC unit (Right Hand Thread). Terminals are located of the rear of the unit and/or colour-coded Blue.
2. The Satellite Communication antenna lead is connected to the center or rear terminal labelled "IRI" (Left Hand Thread). It may also be colour-coded **Yellow** (this may be not marked on the 2-in-1 antenna).
3. The GPS antenna lead labelled "GPS", is connected to the terminal labelled "GPS" on the WRC unit (Right Hand Thread). Terminals may be on the side or rear of the unit and/or colour-coded **Green**.
4. GSM, has a small stick antenna supplied with the WRC unit, and is connected to corresponding terminal labelled "GSM" on the WRC unit (Left Hand Thread). The terminal is located on the rear of the unit and/or colour-coded **Red**.

6.2. Internal Antenna

The Internal Antenna should be placed on the inside of the ROOF in a clear uncluttered area, with a 200mm radius clear of any bar work or solid metal object. The internal antenna has a magnetic base with double-sided tape for adhesion. The cable is then run to the WRC unit. Please keep cable on the inner side of the roll cage pipework so as not to be crushed in the event of an accident.




Figure 3. The internal antenna must be at least 200mm away from any roll cage components

7. Contact Us

For assistance, please contact the RallySafe Support Team by emailing: support@rallysafe.com.au

Product Disclaimer

"This manual, the specifications, and the material contained in it, as released by Status Awareness Systems and RallySafe, is for the purpose of information only. Due to continuous ongoing development, information and specifications may change at any time without notice. SAS, and the companies that have contributed to it, shall not be liable for any use of the manual or information supplied.

The material contained in this manual is protected by copyright and other types of Intellectual Property Rights. The commercial exploitation of the material contained in this specification requires a license to such Intellectual Property Rights.

This manual may be utilised or reproduced without any modification, in any form or by any means, for informational purposes only. For any other purpose, no part of the specification may be utilised or reproduced, in any form or by any means, without permission in writing from SAS.

The word RallySafe and the RallySafe logo are registered trademarks".

APPENDIX 13 – SAS TRACKER COMPETITOR USER MANUAL

Page | 1



SAS Tracker Competitor User Manual

Welcome

For your and other competitor's safety, it is important that you are familiar with the use of the WRC tracking unit, herein referred to as "the unit" or "the WRC tracking unit".

The SAS System is designed to increase competition safety by providing safety notifications to inform event management, improve response times and provide accurate and reliable event times.

The following document outlines the basic features and functions of the WRC tracking unit. Please note that the WRC Tracking unit must be fitted and connected in all competitor's car, in accordance with the SAS Fitting Kit Manual – RALLY CAR.

Table of Contents

1. Powering The Unit On.....	3
2. Stage Modes	3
2.1. Transport Mode	3
2.2. Stage Mode.....	4
3. Hazard Alerts.....	6
4. Red Flag	8
5. Transport Menu	9
5.1. Stage Times.....	10
5.2. Manual Hazard	11
6. Contact Us	11

1. Powering The Unit On

The unit is pre-loaded with all of the stage coordinates and is activated when powered on. Please power the unit on early before the event to give it time to run checks.

When powered on the unit will display the transport mode, the details of which are specified in the Art. 2.1 of this document.

The unit does not need to be powered off at any stage during the event as it will go to sleep within a few minutes of inactivity but can be re-woken by either moving the vehicle or pressing any of the four buttons.

It is recommended that the unit is not powered off during the event, to ensure the internal battery stays fully charged for emergencies.

2. Unit Modes

The unit has two modes:

- When not in a competitive stage, the unit will be in **transport mode**, as described in 2.1.
- When in a competitive stage, the unit will go into **stage mode**, as described in 2.2.

2.1. Transport Mode

SCREEN 1 – The transport mode displays from the top down the following information: the name of the next point you are travelling to, the time in transit, current time, accumulative and intermediate distances and speed, average speed.

The unit has four physical buttons. Their functions are reported on the screen right above the button's location.

Starting from the far left button to the right, you have the following options:

- **OPTIONS**: Operation described in 5.Transport Menu.
- **BRIGHT**: Increase the screen brightness (Note that the screen must always be clearly readable so full brightness is recommended for daytime).
- **DIM**: Decrease the screen brightness,
- **RESET**: Intermediate trip meter.



SCREEN 1. Transport Mode

2.2. Stage Mode

SCREEN 2 – When the start official assigns each individual competitor a due start time, a countdown will display on the unit as shown in the white field below. Also shown in the white field is the stage number and the due start time.



SCREEN 2. Countdown to Stage Start

SCREEN 3 – Once the start time is reached, the screen will turn green as shown below and the competitor has to proceed into stage.



SCREEN 3. Stage Start

SCREEN 4 – Once the competitor has started the stage, the unit will automatically switch to on stage mode. The unit will start timing.



SCREEN 4. Stage mode

SCREEN 5 – If the start is postponed for whatever reason and the start time is cancelled, the unit will display the Transport Screen. Once it is clear to send cars again the official will re-issue a new start time.



SCREEN 5. Start Time Cancelled

3. Hazard Alerts

The unit's primary function is to help alert race control of incidents on the course. The incident is notified to race control with different levels of hazard depending on the severity.

SCREEN 6 – If a car stops during a stage for longer than 3 seconds, the unit will automatically transmit a HAZARD notification; this can either be upgraded to OK or downgraded to SOS by pressing the corresponding button to the text. A timer counts up to 60 seconds as an indication to press the "OK".



SCREEN 6. HAZARD Notification

SCREEN 7 – If you select OK after the HAZARD alert, then the following screen will appear, showing that you and the car are OK.



SCREEN 7. OK Acknowledgment

SCREEN 8 – If the manual SOS button is pressed, it must be confirmed as either a fire or medical SOS by pressing one of the two middle buttons. It can also be cancelled if pressed by mistake. If a car is involved in a High G impact, an automatic SOS message will display. If no urgent assistance is required, you can downgrade to OK by selecting the corresponding button.



SCREEN 8. Confirm Fire SOS or Medical SOS

SCREEN 9 – When the SOS is confirmed, the screen 9 will display. Even once confirmed, the hazard can be changed to OK. Pressing OK will inform race control that the crew are OK and do not need medical assistance.



SCREEN 9. SOS Notification

4. Red Flag

SCREEN 10 – In the case of a serious incident, a stage may be red flagged from Race Control. The red flag will display a full screen warning until it is acknowledged. To acknowledge the flag the far left button must be pressed.



SCREEN 10. RED FLAG Acknowledge

SCREEN 11 – Once the red flag has been acknowledged, normal stage functions will display with a warning still at the top of the screen.



SCREEN 11. RED FLAG in Stage Mode

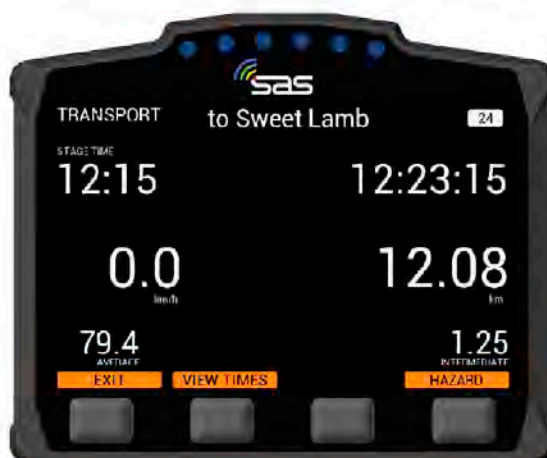
5. Transport Menu

SCREEN 12 – In transport mode, the unit has a menu that can be accessed by pressing the options button.



SCREEN 12. Transport Mode

SCREEN 13 – The option menu will allow the crew to view stage times “VIEW TIMES” or send a manual hazard/SOS “SEND HAZARD”.



SCREEN 13. Transport Mode – View times/Send Hazard

5.1. Stage Times

SCREEN 14 – By pressing the “VIEW TIMES” button, provisional transit and competitive stage times will display. You can select times for any of the completed stages with the next and previous buttons.



SCREEN 14. Times of completed stages

5.2. Manual Hazard

SCREEN 15 – If manual hazard is sent in transport mode, this can be upgraded or downgraded the same way as a stage hazard. If the hazard is no longer required, it can also be cancelled by pressing either of the two middle buttons “PRESS TO CANCEL”.



SCREEN 15. Manual Hazard in Transport Mode

6. Contact us

For assistance, please contact the RallySafe Support Team by emailing: info@statusas.com

Please be as descriptive as you can when describing the problem. It would help us if you provide the following information at a minimum:

- Name of event.
- Vehicle or feature affected.
- Stage of incident.
- Time of incident.
- Any additional details.

Costa Daurada

CAPTURA EL MOMENT



COSTA DAURADA

Al teu estil!

Descobreix una terra on la cultura del vi és la protagonista. Endinsa't pels camins que recorren paisatges únics entre muntanyes, vinyes, ermites i pobles amb encant. Tasta i comparteix les millors collites envoltat de paisatges idíl·lics entre el Mediterrani i les terrasses de vinya i pedra seca. Deixa't sorprendre per les catedrals del vi i descobreix els cellers més singulars a un territori amb sis denominacions d'origen de vi i cava. Converteix les teves vivències en instants irrepetibles.

Costa Daurada, captura el moment!

El RACC con la formación de nuestros futuros campeones



Ser el mayor automóvil club de España ha sido posible por **una constante pasión por el mundo del motor a todos los niveles**: desde el deporte de base hasta las categorías profesionales de F1, Motos y Rallys.

Así lo demuestra la organización de campeonatos para la promoción de jóvenes pilotos para conseguir formar a los campeones de mañana.



900 357 357

racc.es

  @raccoficina

RACC