

SUPPLEMENTARY REGULATIONS

2021



HELLENIC REPUBLIC
General Secretariat of Sports



GRAND SPONSORS / ΜΕΓΑΛΟΙ ΧΟΡΗΓΟΙ



GREEK
NATIONAL
TOURISM
ORGANISATION
www.visitgreece.gr



SPONSORS / ΧΟΡΗΓΟΙ



PARTNER / ΣΥΝΕΡΓΑΤΕΣ



ATHENS MEDICAL
GROUP
Always one step ahead!

ORGANIZATION / ΟΡΓΑΝΩΣΗ



HELLENIC REPUBLIC
General Secretariat of Sports



HOST REGIONS & CITIES / ΘΕΣΜΙΚΟΙ ΧΟΡΗΓΟΙ



ΕΛΛΗΝΙΚΗ ΔΗΜΟΚΡΑΤΙΑ
ΠΕΡΙΟΔΟΣ ΠΕΛΟΠΟΝΝΗΣΟΥ



ΕΛΛΗΝΙΚΗ ΔΗΜΟΚΡΑΤΙΑ
ΠΕΡΙΟΔΟΣ ΑΤΤΙΚΗΣ



ΔΗΜΟΣ
ΛΑΜΙΕΩΝ
Εκεί όπου ο καθένας κάνει το δικό του

SUPPLEMENTARY REGULATIONS

EKO ACROPOLIS RALLY

9 - 12 SEPTEMBER 2021

FIA World Rally Championship for Drivers
FIA World Rally Championship for Co-Drivers
FIA World Rally Championship for Manufacturers
FIA WRC2 Championship for Drivers
FIA WRC2 Championship for Co-Drivers
FIA WRC2 Championship for Teams
FIA WRC3 Championship for Drivers
FIA WRC3 Championship for Co-drivers

Organised by

Motorsport Greece

www.acropolisrally.gr

Rally Winners 1952 – 2018

Elpa Rally	1952	Johnny Pesmazoglou – Nikos Papamichael	Chevrolet
1 st Acropolis Rally	1953	Nikos Papamichael – Spyros Dimitrakos	Jaguar XK 120
2 nd Acropolis Rally	1954	Petros Papadopoulos – Spyros Dimitrakos	Opel Record
3 rd Acropolis Rally	1955	Johnny Pesmazoglou – M. Papandreou	Opel Kapitän
4 th Acropolis Rally	1956	Walter Shock -Rolf Moll	Mercedes 300 SL
5 th Acropolis Rally	1957	Mr and Mrs Jean Estager	Ferrari 250 GT
6 th Acropolis Rally	1958	Luigi Villorosi – Ciro Basadona	Lancia Aurelia GT
7 th Acropolis Rally	1959	Wolfgang Levy – H. Wancher	Auto Union 1000
8 th Acropolis Rally	1960	Walter Shock -Rolf Moll	Mercedes 220 SE
9 th Acropolis Rally	1961	Erik Carlsson – Walter Karlsson	Saab 96
10 th Acropolis Rally	1962	Eugen Böhringer – Peter Lang	Mercedes 220 SE
11 th Acropolis Rally	1963	Eugen Böhringer – Rolf Knoll	Mercedes 300 SE
12 th Acropolis Rally	1964	Tom Trana – Gunnar Thermaenius	Volvo PV 544
13 th Acropolis Rally	1965	Carl – Magnus Skogh – “Tandlkare”	Volvo Amazon
14 th Acropolis Rally	1966	Bengt Soderstorm – Gunnar Palm	Ford Lotus Cortina GT
15 th Acropolis Rally	1967	Paddy Hopkirk – Ron Grellin	BMC Cooper 1275 S
16 th Acropolis Rally	1968	Roger Clark – Jim Porter	Ford Escort Twin-Cam
17 th Acropolis Rally	1969	Pauli Toivonen – Matti Colari	Porsche 911 S
18 th Acropolis Rally	1970	Jean-Luc Therier – Marcel Callewaert	Alpine Renault A 110
19 th Acropolis Rally	1971	Ove Andersson – Arne Hertz	Alpine Renault A 110
20 th Acropolis Rally	1972	Hakan Lindberg – Helmut Eisendle	Fiat 124 Sport Spider
21 st Acropolis Rally	1973	Jean-Luc Therier – Christian Delferrier	Alpine Renault A 110
	1974	The rally was not organized	
22 nd Acropolis Rally	1975	Walter Röhrl – Jochen Berger	Opel Ascona RS
23 rd Acropolis Rally	1976	Harry Kallstrom – Claes-Goran Andersson	Datsun Violet 160 J
24 th Acropolis Rally	1977	Bjorn Waldegaard – Hans Thorszelius	Ford Escort RS 1800
25 th Acropolis Rally	1978	Walter Röhrl – Christian Geistdörfer	Fiat 131 Abarth
26 th Acropolis Rally	1979	Bjorn Waldegaard – Hans Thorszelius	Ford Escort RS
27 th Acropolis Rally	1980	Ari Vatanen – David Richards	Ford Escort RS
28 th Acropolis Rally	1981	Ari Vatanen – David Richards	Ford Escort RS
29 th Acropolis Rally	1982	Ms Michele Mouton – Ms Fabrizia Pons	Audi Quattro
30 th Acropolis Rally	1983	Walter Röhrl – Christian Geistdörfer	Lancia Rally 037
31 st Acropolis Rally	1984	Stig Blomqvist – Bjorn Cederberg	Audi Quattro
32 nd Acropolis Rally	1985	Timo Salonen – Seppo Haarjanne	Peugeot 205 T16
33 rd Acropolis Rally	1986	Juha Kankkunen – Juha Piironen	Peugeot 205 T16 E2
34 th Acropolis Rally	1987	Markku Alen – Ilkka Kivimäki	Lancia Delta HF 4WD
35 th Acropolis Rally	1988	Miki Biasion – Tiziano Siviero	Lancia Delta HF Integrale
36 th Acropolis Rally	1989	Miki Biasion – Tiziano Siviero	Lancia Delta HF Integrale

37 th Acropolis Rally	1990	Carlos Sainz – Luis Moya	Toyota Celica GT4
38 th Acropolis Rally	1991	Juha Kankkunen – Juha Piironen	Lancia Delta HF Integrale
39 th Acropolis Rally	1992	Didier Auriol – Bernard Occelli	Lancia Delta HF Integrale
40 th Acropolis Rally	1993	Miki Biasion – Tiziano Siviero	Ford Escort RS Cosworth
41 st Acropolis Rally	1994	Carlos Sainz – Luis Moya	Subaru Impreza 555
42 nd Acropolis Rally (F2)	1995	Aris Vovos – Kostas Stefanis	Lancia Delta HF Integrale
43 rd Acropolis Rally	1996	Colin McRae – Derek Ringer	Subaru Impreza 555
44 th Acropolis Rally	1997	Carlos Sainz – Luis Moya	Ford Escort WRC
45 th Acropolis Rally	1998	Colin McRae – Nicky Grist	Subaru Impreza WRC
46 th Acropolis Rally	1999	Richard Burns – Robert Reid	Subaru Impreza WRC 99
47 th Acropolis Rally	2000	Colin McRae – Nicky Grist	Ford Focus WRC
48 th Acropolis Rally	2001	Colin McRae – Nicky Grist	Ford Focus RS WRC 01
49 th Acropolis Rally	2002	Colin McRae – Nicky Grist	Ford Focus RS WRC 02
50 th Acropolis Rally	2003	Markko Martin – Michael Park	Ford Focus RS WRC 03
51 st Acropolis Rally	2004	Petter Solberg – Phil Mills	Subaru Impreza WRC 04
52 nd Acropolis Rally	2005	Sebastien Loeb – Daniel Elena	Citroen Xsara
53 rd BP Ultimate Acropolis Rally	2006	Marcus Grönholm – Timo Rautiainen	Ford Focus RS WRC 06
54 th BP Ultimate Acropolis Rally	2007	Marcus Grönholm – Timo Rautiainen	Ford Focus RS WRC 06
55 th BP Ultimate Acropolis Rally	2008	Sebastien Loeb – Daniel Elena	Citroen C4
56 th Acropolis Rally	2009	Mikko Hirvonen – Jarmo Lehtinen	Ford Focus RS WRC 09
	2010	The rally was not organized	
57 th Acropolis Rally	2011	Sebastien Ogier – Julien Ingrassia	Citroen DS3 WRC
58 th Acropolis Rally	2012	Sebastien Loeb – Daniel Elena	Citroen DS3 WRC
59 th Acropolis Rally	2013	Jari-Matti Latvala – Miikka Anttila	Volkswagen Polo R WRC
60 th Acropolis Rally (ERC)	2014	Craig Breen – Martin Scott	Peugeot 208T16 R5
61 st Seajets Acropolis Rally (ERC)	2015	Kajetan Kajetanowicz – Jaroslaw Baran	Ford Fiesta R5
62 nd Seajets Acropolis Rally (ERC)	2016	Sirmacis Ralfs – Simins Arturs	Skoda Fabia R5
63 rd Seajets Acropolis Rally (ERC)	2017	Kajetan Kajetanowicz – Jaroslaw Baran	Ford Fiesta R5
64 th EKO Acropolis Rally (ERC)	2018	Bruno Magalhães – Hugo Magalhães	Skoda Fabia R5
	2019	The rally was not organized	
	2020	The rally was not organized	

Table of Contents

1.	INTRODUCTION	5
2.	ORGANISATION	5
3.	PROGRAMME	7
4.	ENTRIES	9
5.	INSURANCE	13
6.	ADVERTISING & IDENTIFICATION	13
7.	TYRES	13
8.	FUEL	14
9.	RECONNAISSANCE	16
10.	ADMINISTRATIVE CHECKS	17
11.	SCRUTINEERING, SEALING & MARING	18
12.	OTHER PROCEDURES	19
13.	IDENTIFICATION OF OFFICIALS	23
14.	PRIZES	23
15.	FINAL CHECKS & PROTESTS	24

APPENDIX 1	ITINERARY	25
APPENDIX 2	RECONNAISSANCE SCHEDULE	29
APPENDIX 3	NAME & PHOTOGRAPH OF CROs	30
APPENDIX 4	COMPETITION NUMBERS & ADVERTISING	31
APPENDIX 5	DRIVERS' EQUIPMENT	33
APPENDIX 6	FIA SAFETY TRACKING DEVICE INSTALLATION AND OPERATIONS INSTRUCTIONS	34

1. INTRODUCTION

1.1 Announcement

This rally will be run in compliance with the FIA International Sporting Code and its appendices, the 2021 FIA World Rally Championship (WRC) Sporting Regulations, the National Sporting Regulations which comply with the FIA regulations and these Supplementary Regulations.

Modifications, amendments and/or changes to these Supplementary Regulations will be announced only by numbered and dated bulletins (issued by the Organiser or the Stewards).

Additional information will be published in Rally Guide 2 to be issued on Monday 09 August.

The 2021 FIA WRC Sporting Regulations can be found at <https://www.fia.com/regulation/category/119>

Should any dispute arise as to the interpretation of the present regulations, only the English version will be binding.

1.2 Road surface

Gravel on all stages apart from SS 1 (asphalt).

In SS 2/4 Aghii Theodori there is an asphalt part of 3,81 km after the 7,81 km.

In SS9 Bauxites there is an asphalt part of 460 m after 8,32 km.

1.3 Overall Special Stages distance and rally total distance

Overall SS distance: 302,88 km

Rally total distance: 1.315,22 km

2. ORGANISATION

2.1 FIA titles for which the rally counts

FIA World Rally Championship for Drivers

FIA World Rally Championship for Co-Drivers

FIA World Rally Championship for Manufacturers

FIA WRC2 Championship for Drivers

FIA WRC2 Championship for Co-Drivers

FIA WRC2 Championship for Teams

FIA WRC3 Championship for Drivers

FIA WRC3 Championship for Co-drivers

2.2 Visa Numbers – FIA and ASN

FIA VISA N°: TBA

ASN VISA N°: 040 **Issued on: 21.06.2021**

2.3 Organiser's name, Address and Contact Details

Address: Motorsport Greece

Olympic Athletic Center of Athens – OAKA (Velodrome)

1 Spyrou Loui, 151 23 Marousi, Athens, Greece

Tel: +30 210 6898357

E-mail: contact@acropolisrally.gr

Website: www.acropolisrally.gr

2.4 Organising Committee

Chairman Lefteris Avgenakis (Dep. Minister of Culture & Sports)

Members Takis Pournarakis (Commercial Director)

Nikos Kereres (Executive Director)

Dimitris Michelakakis (President of OMAE-Greek Federation)

Pavlos Athanassoulas (Rally Director)

Anita Passalis (Clerk of the Course)

2.5 Stewards

Chairperson

FIA Steward

ASN Steward

Secretary

Mr Timo Rautiainen (FIN)

Mr Mauro Furlanetto (ITA)

Mr John Kandas (GRE)

Mrs Yvonne Gilli (ITA)

2.6 FIA Delegates

FIA Sporting Delegate
FIA Safety Delegate
FIA Deputy Safety Delegate
FIA Medical Delegate
FIA Media Delegate
FIA Technical Delegate
FIA Deputy Technical Delegate
Assistant to FIA Technical Delegate
Assistant to FIA Technical Delegate
Assistant to FIA Technical Delegate

Mr Andrew Wheatley (GBR)
Ms Michèle Mouton (FRA)
Mr Nicolas Klingner (FRA)
Dr Cem Boneval (TUR)
Ms Vera Dussausaye (FRA)
Mr Jérôme Toquet (FRA)
Mr Karmo Uusmaa (EST)
Mr Emanuele Saglia (ITA)
Mr Lionel Bernard (FRA)
Mr Bruno Martinez (FRA)

2.7 Senior Officials

Rally Director
Commercial Director
Clerk of the Course
Deputy COC
Assistant COC
Chief Safety Officer
Spectators' Safety Officer
Secretary of the Rally
Deputy Secretary of the Rally
Chief Medical Officer (CMO)
Medical Officer
Covid-19 Coordinator
Marketing and Communication Consultant
Chief Scrutineer
Scrutineer
Press Officer
Competitors' Relations Officers (CRO)
Results Officer
Spectator Services Manager
Spectator Services Supervisors
Environmental Officer
Service Park Coordinators
Route Coordinator
Equipment & Marshals' Coordinator
Radio Communications Officer

Mr Pavlos Athanassoulas
Mr Takis Pournarakis
Ms Anita Passalis
Mr Nikos Manolis
Mr Philippe Papastathopoulos
Mr Nikos Passalis
Mr Loris Meletopoulos
Ms Helen Fertakis
Ms Maria Margariti
Dr Pavlos Petridis
Dr Nikos Pappas
Ms Vasso Spandoni
Mr Giorgos Papazafiroopoulos
Mr Nassos Papakostas
Mr Alexis Marantzidis
Ms Helen Xenakis
Mr Maurice Rafael, Ms Katerina Bratsou
Mr Nick Andritsakis
Ms Christina Nikolopoulou
Ms Evgenia Barbagianni, Mr Lazaros Banias
Mr Giorgos Kazantzopoulos
Mr Tasos Kormazopoulos, Mr Konstantinos Stavrou
Mr Tassos Athanasiou
Mr Panagiotis Sideris
Mr Nikos Karalis

2.8 Rally HQ, Rally Office, Media Center and Accreditation Office location

Venue: Service Park, Lamia National Trade Fair

Location: Located at the entrance to Lamia, 230 km north of Athens Airport, 200 km northeast from the Port of Patras.

GPS N38°53.422 E22°26.929

2.9 Official Notice Board location

As provided for in FIA ISC Art. 11.9.4, the Official Notice Board will be the digital application "Sportity", which will also be found on www.acropolisrally.gr

Digital Notice Board: Sportity Application

Sportity Application password: **WRCGRC**

Sportity app is downloadable for iOS devices on App Store and Android devices on Google Play.

Download Apple: <https://apps.apple.com/ee/app/sportity/id1344934434>

Download Android: <https://play.google.com/store/apps/details?id=com.sportity.app>

All competitors will be informed by E-mail, WhatsApp / Sportity app about the publication of any documents on the Digital Notice Board.

2.10 General and individual communication during the event

General and individual communication between all rally officials (Rally Control/COC, Rally Secretariat, CRO, the Stewards, Technical Delegates etc) and the competitors/crew members, will primarily and as far as possible be conducted electronically (mobile phone, e-mail, Sportity, WhatsApp).

For this purpose, each competitor is required to nominate **one** official representative authorised for receiving any official notifications, along with the respective contact (mobile phone, e-mail, WhatsApp) by **Monday, August 30** at the latest. The form will be in the Competitors section under Forms on www.acropolisrally.gr

The representative should not be a crew member, but someone who can be contacted and is available in the Service Park / HQ during the reconnaissance and the whole duration of the rally.

This contact will be used both for general and individual communications. Any confirmation of receipt, if required, must mandatorily also be returned by this contact to the Competitor's Relation Officer (CRO).

CRO's Name: **Maurice Rafael**, Phone / WhatsApp: **+30 6936 918 822**, email: mrafael@acropolisrally.gr.

3. PROGRAMME

3.1 BEFORE THE RALLY WEEK

FRI 09 JUL	Entries Opening Date	https://registrations.fia.com/wrcgrc
MON 12 JUL	Media Accreditations Opening Date (International & National)	FIA & Rally Website & accreditation@wrc.com
FRI 06 AUG	Closing date for radio licence applications	Permanent Secretariat
MON 09 AUG	Closing date for entries and Co-Driver's details	FIA Website
	Closing date for placing FIA Fuel orders	Total (Form at Rally website)
	Road Book and Route Map to be published	Rally Website
	Rally Guide 2 to be published	Rally Website
	Closing date for helicopters' registration	Permanent Secretariat
	Closing date for placing telephone line applications	Permanent Secretariat
WED 11 AUG	Closing date for placing FIA Tyres orders	Pirelli (Form at Rally Website)
FRI 13 AUG	Entry List to be published	DNB / Rally Website
	Closing date for National Media Accreditations	Rally Website
FRI 20 AUG	Closing date for International Media Accreditations	FIA Website
	Closing date for TV and International radio Accreditations	accreditation@wrc.com
MON 23 AUG	Closing date for entries in reconnaissance only	Permanent Secretariat

MON 30 AUG	Closing date for consecutive service area requests	Permanent Secretariat
	Closing date for official competitors' representative nomination	Permanent Secretariat
	Closing date for reconnaissance and shakedown registration – P2, P3 and non-priority drivers	Permanent Secretariat
	Closing date for submitting Covid-19 documents	Permanent Secretariat
	Closing date for ordering Service Park facilities	Permanent Secretariat

3.2 SCHEDULE DURING THE RALLY WEEK

SAT 04 SEP		Sunrise: 06:58 – Sunset 19:50
08:00-21:00	Service Park opens for all competitors	Lamia
SUN 05 SEP		Sunrise: 06:58 – Sunset 19:48
08:00-21:00	Rally HQ, Rally Office Open	Service Park
09:00-21:00	Administrative Checks, Reconnaissance registration and collection of rally and reconnaissance materials for P3 and non-priority drivers (schedule will be issued by bulletin)	Rally Office
15:00-20:00	Collection of GPS reconnaissance tracking device	SAS Workshop
18:00-21:00	Administrative Checks for P1 and P2 Drivers (by appointment)	Rally Office
MON 06 SEP		Sunrise: 06:59 – Sunset 19:47
08:00-19:30	Reconnaissance Day 1	
07:00-10:00	Administrative Checks for P1 and P2 Drivers (by appointment)	Rally Office
14:00-19:00	Media Accreditation Office and Media Center Open	Rally HQ
TUE 07 SEP		Sunrise: 07:00 – Sunset 19:45
07:00-19:00	Reconnaissance Day 2	
19:00-21:00	Collection of the Rally Safety Trackers	Service Park / SAS Workshop
WED 08 SEP		Sunrise: 07:00 – Sunset 19:43
07:00-18:00	Reconnaissance Day 3	
10:00-13:30	Scrutineering of P1 cars entered by WRC Manufactures (a timetable to be issued later in a Bulletin)	Service Park
15:00-21:30	Scrutineering of all other cars (According to a timetable to be issued later in a Bulletin)	Service Park, Scrutineering Hall "B"
20:00	Team Managers' Meeting (video meeting)	
20:30	Shakedown's Start List Publication	Digital Notice Board (DNB)
21:00	Safety briefing (video by invitation)	
THU 09 SEP		Sunrise: 07:01 – Sunset 19:42
07:30-09:30	Re-scrutineering of cars that failed initial scrutineering	Service Park, Scrutineering Hall "B"
08:01-09:00	Shakedown for P1 and nominated drivers (max 3 passages)	
09:00-10:00	Shakedown for P1 & only registered P2 & P3 drivers (max 3 passages)	
10:00-11:00	Shakedown for non-priority drivers (only registered - max 3 passages)	
TBA	FIA Pre-event Press Conference	Video by invitation
12:00	Publication of Start List for Ceremonial start & Section 1	DNB
14:00	Helicopters pilots' briefing	Athens, Motorsport Greece's premises
15:15-17:00	Reconnaissance of SS1	Athens, Syntagma Square
17:30	Acropolis Ceremonial Start - Start of Section 1	Athens, the Acropolis

18:00	Start of SS1 – COSMOTE 5G Athens Stage	Athens, Syntagma Square
TBA	Meet the Crews (Subject to COVID-19 restrictions)	Athens, Syntagma Square
FRI 10 SEP		Sunrise: 07:02 – Sunset 19:40
09:00	Start of Section 2	Athens, Syntagma Square
19:15	End of Section 4	Service Park
20:15	Publication of Start List for Section 5	DNB
SAT 11 SEP		Sunrise: 07:03 – Sunset 19:39
07:15	Start of Section 5	Service Park
19:03	End of Section 7	Service Park
20:30	Publication of Start List for Section 8	DNB
SUN 12 SEP		Sunrise: 07:04 – Sunset 19:37
06:15	Start of Section 8	Service Park
As from 14:13	Finish ramp – Podium	Service Park
15:15	Final Scrutineering	Karellis Group, Lamia
TBA	Post-event Press Conference	Video by invitation
17:30	Publication of Provisional Classification	DNB

3.3 OPENING HOURS RALLY OFFICE, SERVICE PARK, ACCREDITATION OFFICE & MEDIA CENTER

DAYS	RALLY OFFICE	SERVICE PARK	ACCREDITATION CENTER	MEDIA CENTER
SATURDAY 4 SEPTEMBER	-	08:00-21:00		
SUNDAY 5 SEPTEMBER	08:00-21:00	08:00-21:00	-	-
MONDAY 6 SEPTEMBER	06:30-21:00	07:00-22:00	14:00-19:00	14:00-19:00
TUESDAY 7 SEPTEMBER	07:00-21:00	06:00-22:00	08:00-21:00	08:00-21:00
WEDNESDAY 8 SEPTEMBER	06:30-22:00	06:00-23:00	08:00-20:00	08:00-21:00
THURSDAY 9 SEPTEMBER	07:00-22:00	05:00-22:00	08:00-20:00	07:10-23:00
FRIDAY 10 SEPTEMBER	08:00-23:59	07:00-23:59	08:00-20:00	08:00-23:59
SATURDAY 11 SEPTEMBER	06:45-00:15	06:00-00:15	-	06:45-23:00
SUNDAY 12 SEPTEMBER	06:00-21:00	05:00-23:00	-	06:00-*

* Until the departure of the last Media representative

4. ENTRIES

4.1 Closing date for entries

Monday, 9 August 2021 at 22:59 (local time: GMT +3).

4.2 Entry procedure

Those wishing to take part in EKO Acropolis Rally must register and fill in the electronic entry form available at <https://registrations.fia.com/wrcgrc> duly completed before the closing date for entries.

The entry will only be accepted if accompanied by the total amount of the entry fee. To be accepted, competitors must send proof of payment of the entry fee by email to the rally secretariat (contact@acropolisrally.gr) by the closing date of entries.

WRC Manufacturers & Teams, WRC2 Manufacturers, WRC2 Drivers and Co-Drivers who wish to score points must make their entries by using the standard entry form for their championships available in the FIA application at <https://registrations.fia.com/rally>

Referring to Art 6.3.1 of the 2021 FIA WRC Sporting Regulations, the drivers willing to score points in WRC3 Championship must register with the FIA before the closing date of entries of the first rally entered.

Foreign Drivers / Co-drivers must be at least 18 years old on the day reconnaissance commences, which means they must be born before 6 September 2003.

The entry application should be accompanied by:

- The payment of the total entry fee
- Copies of:
 - Competitor's licence
 - Driver's and co-driver's competition licences
 - Driver's and co-driver's valid driving licences
 - Driver's and co-driver's passports or identification cards
 - ASN authorisation, for all foreign competitors and /or drivers and co-drivers
 - Insurance covered for repatriation (non-cars with Greek plates)
 - Car registration documents
 - Car owner authorisation to participate in the rally (if not one of the crew members)

4.3. Number of competitors accepted and classes.

4.3.1 Number of competitors

The maximum number of crews will be 60. If more than 60 entries are received the organiser reserves the right to decide which entries among the non-priority drivers will be accepted.

4.3.2. Classes of cars

Cars will be divided into classes (and groups) as indicated in article 12.4 of the 2021 FIA WRC Sporting Regulations.

RC1	World Rally Cars: 1.6 T engine	<ul style="list-style-type: none"> - World Rally Cars, complying with the 2021 Appendix J, Art. 255A, when driven by a driver who has obtained the approval of the FIA. - World Rally Cars homologated before 31.12.2013, complying with homologation extension 100/01 KSR and its WR extension, and with the 2013 Appendix J, Art. 255A. Only WRC cars with an FIA passport issued before 31/12/2016 are allowed. - World Rally Cars homologated as from 01.01.2014, complying with homologation extension 200/01 WRC and with the 2016 Appendix J, Art. 255A. Only WRC cars with an FIA passport issued before 31/12/2016 are allowed. - World Rally Cars homologated as from 01.01.2015, complying with homologation extension 300/01 WRC and with the 2016 Appendix J, Art. 255A. Only WRC cars with an FIA passport issued before 31/12/2016 are allowed.
RC2	Group Rally2 Group Rally2 Kit	<ul style="list-style-type: none"> - Group Rally2 cars conforming to the 2021 Appendix J, Art. 261. - Car fitted with Rally2 Kit cars conforming to the 2021 Appendix J, Art. 260E.
RGT	RGT cars	<ul style="list-style-type: none"> - Group RGT cars conforming to the 2019 Appendix J, Art. 256. - Group RGT cars conforming to the 2021 Appendix J, Art. 256.

RC3	Rally3 (atmo over 1390cc and up to 2000 cc and turbo over 927cc and 1620cc)	– Group Rally3 cars homologated from 01/01/2021 and conforming to the 2021 Appendix J, Art. 260.
RC4	Rally4 (atmo over 1390cc and up to 2000cc and turbo over 927cc and up to 1333cc)	– Group Rally4 cars homologated from 01/01/2019 and conforming to the 2021 Appendix J, Art. 260. – Group R2 cars homologated before 31/12/2018 and conforming to the 2018 Appendix J, Art. 260.
	R3 (atmo / over 1600cc and up to 2000cc and turbo over 1067cc and up to 1333cc)	– Group R cars homologated before 31/12/2019 and conforming to the 2019 Appendix J, Art. 260.
	R3 (turbo / up to 1620cc / nominal)	– Group R cars homologated before 31/12/2019 and conforming to the 2019 Appendix J, Art. 260D.
RC5	Rally5 (atmo up to 1600cc and turbo up to 1333cc)	– Group Rally5 cars homologated from 01/01/19 and conforming to the 2021 Appendix J, Art. 260.
	Rally5 (atmo up to 1600cc and turbo up to 1067cc)	– Group R1 cars homologated before 31/12/2018 and conforming to the 2018 Appendix J, Art. 260.

4.4 Entry fees / Entry packages

4.4.1 Entry fees

Manufacturers, other WRC cars and support championships
As per Appendix V of 2021 FIA WRC Sporting Regulations.

Carrying optional advertising (per car)	Private Competitor	€ 4000,00 + 24% VAT
	Legal Competitor	€ 5000,00 + 24% VAT

Not carrying optional advertising (per car)	Private Competitor	€ 5600,00 + 24% VAT
	Legal Competitor	€ 7000,00 + 24% VAT

Private competitor: Car entered by a member of the crew who competes under his/her name or pseudonym.

Legal competitor: Car entered by a team (not a Manufacturer or a WRC Team), or a company or other legal entity, holding a legal competitor's licence.

- Private, Legal, WRC3 and further RC1 cars competitors **NOT** carrying the organiser's optional advertising must inform the organizer by e-mail to contact@acropolisrally.gr by the time the entry is made.
- Personal cheques will not be accepted.
- Please note that all charges incurred by the bank must be paid by the sender.
- Entry applications will be accepted only if accompanied by the total entry fees.
- When paying, competitors must send details to the organisers to certify their payment by e-mail to contact@acropolisrally.gr

Other Fees

A) Reconnaissance Only € 2000,00 + 24% VAT

The relevant form will be available on the official website: www.acropolisrally.gr

B) Extra auxiliary plate (per plate) € 500,00 + 24% VAT Legal competitors will be permitted to a maximum of 2 extra auxiliary plates Private competitors will be permitted to 1 extra auxiliary plate.

4.4.2 Entry Packages

Manufacturers, other WRC cars and support championships
As per 2021 FIA WRC Sporting Regulations, Appendix VI.

Other Competitors

		Legal Competitors	Private Competitors
Service Park Area		10 x 10 m	10 x 10 m
Vehicle Plates	SERVICE	2	2
	AUXILIARY	1	1
Printed Material	REGULATIONS	Website	Website
	RALLY GUIDE 1	Website	Website
	RALLY GUIDE 2	Website	Website
	ROAD BOOK SETS	2	1
	ROUTE MAPS	5	3
	PROGRAMME	3	1
	RESULTS	Website only	Website only
Passes	TEAM	8 incl. Driver / Co-Driver	6 Incl. Driver/ Co-Driver

4.5 Payment details

All entry fees must be paid by bank transfer, to the following bank account:

Bank details: ATTICA BANK

Address: 23 Dionysou str., 15124 Marousi, GREECE

Account name: ORGANOTIKI EPITROPI DIORGANOSEON MICHANOKINITOU ATHLITISMOU

Account number: 85186817

SWIFT/BIC CODE: ATTIGRAA

IBAN: GR800160366000000085186817

- Any bank charges incurred must be paid by the competitors in addition to the entry fees.
- Please make sure that **"COMPETITOR'S NAME"** and **"ACROPOLIS RALLY 2021"** are mentioned on all bank transfers.
- Cheques are not accepted.
- The full payment of the entry fee must be on the Organisers bank account before the closing date for entries.

4.5.1 Information regarding VAT

- Invoices issued to EU and foreign companies, are not subject to VAT, otherwise, the VAT is 24%.
- Invoices issued to Greek entities, either companies or individuals' resident in Greece or abroad, with Greek Tax Identification Number (TIM) are subject to VAT – tax rate of 24%.

4.6 Refunds

Entry fees will be refunded in full only:

- to candidates whose entry has not been accepted
- in the case of the rally not taking place

5. INSURANCE

- 5.1** The entry fee includes the insurance premium for the competitors' civil liability to third parties for risks arising from circulation during the rally, along the route described in the Road book or RG2. The maximum amount covered by the Insurance Policy is 25.000.000 euros in total.
- 5.2** The organisers decline liability in any accident caused by or to competitors and competing cars during the whole of the event. Organisers also decline any liability for breach of the Greek laws and regulations.
- 5.3** The insurance cover will come into effect from the start of the Administrative Checks and will cease at the Finish ramp or the moment of final retirement or disqualification. Cars having retired and restarted shall not be considered to have permanently retired. Crews participating in the shakedown will be insured for its duration under the same policy.
- 5.4** Vehicles carrying service, auxiliary, guest and/or any other equivalent special plate issued by the Organisers are not covered by the event's insurance policy. These vehicles are driven under the sole responsibility of their owners/drivers and the Organiser bears no responsibility for them.
- 5.5** Vehicles used by competitors during reconnaissance, even if bearing the event's specific sticker, must be insured by their owners. The Organiser bears no responsibility for such vehicles.
- 5.6** Crews participating in the rally must have valid insurance covering them for personal injuries (personal accident insurance including death and disablement).
- 5.7** Competitors are required to have Civil Liability Insurance for all their vehicles, valid for Greece - Green Card (International Motor Insurance Certificate), obtained from their country of origin, if their country participates in the Green Card System. If their country does not participate, it may be obtained from the Motor Insurers' Bureau, in Athens. Please contact the organisers.
- 5.8** In case of an accident competitors or their representative must immediately notify the Clerk of the Course. Place, circumstances under which the accident occurred, causes and consequences must be described. Likewise, the names and addresses of any witness or injured person must be indicated.
- 5.9** The section from Lamia to Athens, up to the unloading area on Amalias Avenue, is not covered by the event's insurance policy unless the rally car is driven by the crew.

6. ADVERTISING AND IDENTIFICATION

- 6.1** **Organiser's obligatory and optional advertising (see Appendix 4)**
Organiser's obligatory advertising on all rally plates is the logo of the rally EKO Acropolis Rally.
Organiser's optional advertising will be communicated in a bulletin.
- 6.2** **Rally plates and Identification numbers**
As detailed in Appendix 4 of these regulations.
Identification numbers and rally plates must be affixed to the car before the car brought to scrutineering and must be visible for the duration of the rally.
- 6.3** **Advertising restrictions**
Competitors are allowed to affix any kind of advertising to their cars, provided that:
 - it is authorised by the national laws and the FIA regulations.
 - It is not likely to give offence.
 - It is not political or religious in nature.
 - It respects Art. 27.2.3. No signage, other than the colour scheme of the car or the championship identification shall be placed within 10 cm of this panel.

- It does not interfere with the crew's vision through the windows.
- It complies with the provisions of Article 10.6.2 of the Code.

6.4 Advertising of tobacco or related products is forbidden.

7. TYRES

Pirelli has been nominated by FIA to supply tyres in all WRC events. Competitors must notify their tyre requirements no later than **Wednesday 11 August**. Order form is available on www.acropolisrally.gr.

7.1 Tyres specified for use during the rally

In addition to complying with articles 13, 14 & 15 of the 2021 FIA WRC Sporting Regulations, the following types of tyres are confirmed for use:

Make	Type	List 1 – All WRC – RC1	Type	List 2 – Rally2 – RC2
		Designation		Designation
	First Choice	205/65-15 SCORPION KX WRC H Left 205/65-15 SCORPION KX WRC H Right	First Choice	205/65-15 K4A Reinf Left 205/65-15 K4A Reinf Right
	Alt. Choice (8 Tyres)	205/65-15 SCORPION KX WRC S Left 205/65-15 SCORPION KX WRC S Right	Alt. Choice (8 Tyres)	205/65-15 K6A Reinf Left 205/65-15 K6A Reinf Right

7.2 Priority drivers

All priority drivers entered in this rally must use the specified tyres produced by the FIA nominated tyre company.

7.3 All drivers

7.3.1 4WD excluding Rally3 cars

All drivers driving a 4WD car, excluding Rally3 cars, must use the tyres provided by the FIA nominated supplier.

7.3.2 2WD and Rally3 cars

All drivers driving 2WD as well as Rally3 cars must use tyres complying with Art. 13.3 of 2021 FIA Sporting Regulations, i.e., provided by one tyre supplier for each car and recorded during initial scrutineering, with free tread pattern.

7.4 For all types of tyres and all drivers

Each tyre must have a specific permanent moulded barcode number supplied by an approved FIA barcode supplier. These barcodes will be used to check that the same tyres remain fitted to a particular car between tyre changes and that competitors are not exceeding the maximum quantities allowed.

7.5 Quantity of tyres

In accordance with Art. 15.1 of FIA WRC Sporting Regulations, the maximum quantity of tyres allowed is:

Type of Cars	Total for the entire event For cars not running the shakedown	Total for the entire event For cars running the shakedown
WRC Cars	32	36
Other Cars	30	34

7.6 Tyre Marking Zones

Tyre marking zones will be organised:

- For the Shakedown, the tyre marking zone shall be situated within the Technical Zone between the time control and the shakedown start.
- At TC 0A (Athens, Syntagma Square)
- Exit of TC 3C, TZ OUT (town of Loutraki)
- Exit of TC 6E, Service B OUT (Service Park)
- Exit of TC 8C, TFZ OUT (Itea)
- Exit of TC 10C, Service C OUT (Service Park)
- Exit of TC 12E, Service E OUT (Service Park)
- Exit of TC 14C, Service F OUT (Service Park)

Note: Due to COVID-19 restrictions, no team personnel is allowed to enter the tyre marking zone

7.7 Tyres for use on reconnaissance

Tyres are free for gravel (2021 FIA WRC Sporting Regulations Art. 35.2)

8. FUEL

All drivers must use FIA fuel as provided by the FIA appointed supplier, which is TOTAL.

For environmental and safety reasons, all competitors must refuel in the designated refuel zones.

Refuelling is not allowed in the Service Park (no refuel from cans, drums or similar) except if article 58 of the 2021 FIA WRC Sporting Regulations must be applied.

8.1 Ordering procedure and price per litre

Competitors must notify their fuel requirements to the sole supplier at the following e-mail address:

Email: mehmet.basar@total.com

Order form is available on www.acropolisrally.gr under the section Competitors / Forms.

The cost of the fuel including refuel services is €5.60 + VAT per litre, dispensed into rally cars.

8.2 Closing date for ordering FIA fuel

Fuel orders must be placed no later than **Monday 9 August**. However, the fuel supplier has requested to have the orders ideally no later than **24 July**.

8.3 Refuel Points

Shakedown	RZ Before the Shakedown (Service Park)	N38°53.422 E22°26.929
	RZ After the Shakedown (Service Park)	
Sections 2, 3, 4	RZ1 (Remote Refuel Loutraki – After TC 3C TFZ OUT)	N37°59.008 E22°58.085
	RZ2 (Remote Refuel 6.39 km after finish SS5)	N38°19.575 E23°17.834
Sections 5, 6, 7	RZ3 & RZ5 (Service Park)	N38°53.422 E22°26.929
	RZ4 (Remote Refuel Itea – After TC 8C TFZ OUT)	N38°25.911 E22°25.279
Sections 8, 9	RZ6 & RZ8 (Service Park)	N38°53.422 E22°26.929
	RZ7 (Remote Refuel 32.09 km after finish SS13)	N38°55.024 E22°07.215

9. RECONNAISSANCE

The schedule of the reconnaissance is published in Appendix 2 of these Regulations.

9.1 Procedure for registration

The reconnaissance will start on Monday, September 6.

A reconnaissance registration form, duly completed, including details of the reconnaissance car, driver and co-driver names, Competitor's accommodation during the rally and team's contact phone number has to be sent by e-mail to contact@acropolisrally.gr latest by **Monday, August 30**. The form will be published in the Competitors section on www.acropolisrally.gr.

Identification numbers which will be distributed during the collection of materials and documents shall be affixed on the car (top right of the windscreen and both side rear windows) and must be kept visible for the duration of the reconnaissance period.

The reconnaissance materials must be collected by the official representative of the competitors/teams. Should a crew's reconnaissance car be replaced for any reason, the Rally Office must be informed of the details of the replacement car.

9.2 Installation of speed control checking devices

All cars must carry recce GPS trackers for speed control during reconnaissance.

Collection

Date and Time: Sunday 5 September 2021 / 15:00 – 20:00 Location: SAS Workshop – Service Park

Return

Date and Time: Wednesday 8 September 2021 / 18:00 – 20:00 Location: SAS Workshop – Service Park

The device may be collected and returned either by one crew member or a representative.

Rental costs

- FIA P1, P2, P3 drivers: 300 €
- non-Priority drivers: 130 €

The GPS reconnaissance tracking device supplier SAS will only have a contactless payment for the rental of the GPS device. Please see <https://wrc.statusas.com/shop/recce> to process all payments. Only after the rental fee is paid can competitors collect the tracker from the SAS Workshop during the times outlined in SR 3.2 and above.

9.3 Timetable

Reconnaissance will take place according to the schedule in Appendix 2.

9.4 Running of reconnaissance

All drivers are authorised to cover each special stage a maximum of two times. Every special stage that is run twice is considered to be one stage. A maximum of two passes is permitted over the shakedown stage.

- 9.4.1** Maximum speed allowed on special stages during reconnaissance is 80 km/h unless traffic signs indicate a lower speed limit. Within residential areas, this speed is limited to 50 km/h unless traffic signs indicate a lower speed limit. Speeding during reconnaissance and the rally will incur a fine applied by the Clerk of the Course as follows: Per km per hour over the speed limit: all drivers €25. The fine will be doubled in case of a second offence.
- 9.4.2** The special stages will be open to other traffic; therefore, the safety and rights of other road users must be respected.
- 9.4.3** Under no circumstances may crews drive on special stages in the opposite direction of the rally unless given particular instructions to do so by officials or the police. Competitors may enter a special stage only through the start and exit through the finish.
- 9.4.4** The fitting or carrying of radar detection equipment is not permitted.

9.5 Reconnaissance over SS1 will be run with the rally cars. Crews must wear overalls and homologated shoes complied with Appendix 5. The speed limit is maximum 50 km/h the organisers reserve the right to have an alternative method of speed limit control. Further details for the running will be issued in a bulletin.

9.6 Participation in Reconnaissance Only

Any driver holding the appropriate international licence and not entered in the rally may apply to take part in reconnaissance of all special stages. The regulations must be respected in their entirety. The Organiser must approve the application.

Closing date for entries in reconnaissance only 23 August.

A Reconnaissance Registration Form will be found on www.acropolisrally.gr under the section Forms. The fee for reconnaissance only is € 2000,00 + VAT 24% if applicable.

10. ADMINISTRATIVE CHECKS

10.1 Procedure

All competitors must send a representative, duly notified to the Organiser in advance (authorised person noted on the entry form) to present all documents requested in SR Art. 10.2.

The entry form which must be presented in hard copy by the representative of the team during the Administrative Checks must be signed by both crew members and the competitor.

10.2 Documents to be presented

Before the event, all required documents as per these regulations must be scanned and sent to the organiser by using the following address: contact@acropolisrally.gr

At the Administrative Checks, the following documents will be visually checked, and the entry form details verified:

- Competitor's licence (original)
- Driver's and co-driver's competition licences
- Driver's and co-driver's valid driving licences
- Driver's and co-driver's passports or identification cards
- ASN authorisation, for all foreign competitors and /or drivers and co-drivers
- Car registration documents
- Car owner authorisation to participate in the rally (if not one of the crew members)
- Portrait photos of the crew (4x4 cm)

10.3 Timetable

FIA P1 and P2 drivers (by appointment)

Sunday 5 September: 18:00-21:00

Monday 6 September: 07:00-10:00

FIA P3 and non-Priority drivers (by appointment)

Sunday 5 September: 09:00-21:00 (at the same time of reconnaissance registration)

11. SCRUTINEERING, SEALING AND MARKING

11.1 Venue and Timetable

Wednesday 8 September – Initial scrutineering			
P1 Competitors	10:00-13:30	Service Park	Timetable to be issued in a Bulletin.
All other competitors	15:00-21:30	Scrutineering Hall, Service Park	Timetable to be issued in a Bulletin
Thursday 9 September – Re-scrutineering			
All Competitors	07:30-09:30	Scrutineering Hall, Service Park	Re-scrutineering only of cars, which failed initial scrutineering. No timetable.
Sunday 12 September – Final scrutineering			
Selected competitors	15:15	Karellis Group 2 nd km Lamia-Athens National Road	Selected competitors to be notified in writing.

Cars may be presented at scrutineering by a representative of the team.

Competitor must present the car's complete certified homologation documents upon request of the scrutineers.

Manufacturers have to present a signed Certificate of Technical conformity.

The homologation form of the rally car and certificates on the roll cage and fuel tank must be brought to scrutineering. The bodyshell and engine will be marked with a special device and the competitor must prepare their car before initial scrutineering to fit a wire, a plate and a seal on a visible place of the engine block.

After scrutineering, if a car is found not to comply with technical and/or safety regulations, the Stewards may set deadline to comply with the requirements otherwise start in the event will be refused.

See Art. 11.1 Re-scrutineering.

- Scrutineering – 1 or max 2 persons per car, (2 if required to remove underbody protection / 1 person for checking the equipment / 1 person for sealing spare parts).
- Sealing of the cars' mechanical components (fitted on the cars and spares) will be carried out according to the 2021 FIA WRC Sporting Regulations, Art. 16 & 17. All cars must have their sump guards removed before arriving to initial scrutineering for sealing of gearboxes and differentials; these parts must be kept with the car for the weighing procedure. Cars and mechanical components must be prepared before initial scrutineering with appropriate holes for sealing.
- The transmission (fitted on the cars and spares) of non-priority drivers' cars will not be sealed.
- Joker parts nomination (for eligible WRC/Rally2 cars) to be submitted in advance to wrc-technical@fia.com
- During an event, Scrutineers will need to enter the team service areas to undertake their duties.
- At the end of stage, to check that crews are wearing the correct clothing – please help scrutineers by showing sleeves.

11.2 Mud Flaps

It is mandatory for all participating cars to be equipped with transverse mud-flaps (all wheels) in conformity with Appendix J (Art. 252.7.7). Offences will be reported to the Stewards.

11.3 Windows

- The use of transparent and colourless anti-shatter films (maximum thickness: 100 microns) is compulsory on side and sunroof windows, unless they are in polycarbonate (see Art. 253.11 of FIA Appendix J). The use of silvered or tinted films is authorised, on the rear side windows, on the rear window and on the sunroof, on the following conditions:
- Silvered or tinted films fitted on rear side windows must have an opening equivalent to the surface of a circle of 70mm in diameter so that the driver as well as the contents of the car may be seen from the outside.

11.4 FIA Safety Tracking Device

In accordance with article 53.2.1 of 2021 FIA WRC Sporting Regulations, all competitors must make provisions in their rally cars for the installation of the **FIA Safety Tracking Device** and the emergency button.

11.4.1 Collection

Tuesday 7 September, 19:00-21:00 at SAS Workshop in Service Park.

The system may be collected either by the crew or a representative and must be installed before the car is brought to scrutineering. For installation instructions see Appendix 6.

No deposit will be collected for the rally safety tracking equipment but in case of a damage the said competitor will be invoiced afterwards.

11.4.2 The FIA Safety Emergency Console System devices must be removed in the Final Parc Fermé and must be returned no later than 18.00 to the SAS Workshop at the Service Park.

The procedure which must be followed is available in Appendix 6.

11.5 On-Board Cameras

If required by the Promoter, a competitor must carry an on-board camera and/or other recording devices. This will be fitted by the supplier of the recording device and must be approved by the scrutineers.

11.5.1 The competitor of any car which carries an on-board camera must have the prior agreement of the Promoter. Authorised cameras will be identified by an adhesive decal and must be mounted in the car at the time of scrutineering. The on-board camera system as fitted must be approved by the scrutineers.

11.5.2 Competitors wishing to use a camera must supply the following information to the Promoter (accreditation@wrc.com) at least one week before the start of reconnaissance: competitor's name, car number, competitor's address. Unless otherwise approved, all footage is for personal use and must not be distributed or communicated via any method.

11.5.3 The mountings of the cameras must be done according to Appendix J, Art. 253.2.

11.6 Driver's safety equipment

Drivers' safety equipment will be checked at scrutineering. For specifications, see Appendix 5.

12. OTHER PROCEDURES

12.1 Driver's Safety Briefing

The driver's safety briefing by video conference is mandatory for all drivers, except those who attended a similar briefing in one of the previous events of 2021 WRC.

The list of drivers required to attend the briefing will be issued by means of a bulletin.

12.2 Shakedown

All P1 and other requested drivers will be required to complete their first passage (FIA WRC, Art. 36.2.2) of Shakedown in order of Championship classification, and at an interval defined by the Clerk of the Course in consultation with the FIA and WRC Promoter.

P1 drivers shall complete a maximum of 3 passages in total of the Shakedown stage.

If P2, P3 and non-Priority drivers wish to participate in the Shakedown they must register with the Organisers. Relevant form on www.acropolisrally.gr. They are permitted a maximum of 3 passages in total.

12.2.1 Schedule

Thursday 9 September

08:01-09:00 P1 and other requested drivers

09:00-10:00 P1, P2 & P3 Drivers

10:00-11:00 non-priority drivers

12.2.2 Location

GPS: N 38°57.701 / E 22°26.523 Alt.: 573 m

Length of the actual Shakedown stage: 4,30 km

Distance between SP OUT and Shakedown Start: 14,77 km

Distance between the SD finish to the TC SD: 3,07 km

Distance between the SD finish to the Service Park 19,5 km

12.2.3 It is forbidden for anybody who is not a crew member to be on board a rally car during the Shakedown unless permitted by the Stewards.

12.3 Official time used during the rally

Official time throughout the entire rally will be that of GPS (UTC time + offset to local time).

12.4 Transportation of rally cars to Athens for the Ceremonial Start and Cosmote 5G Athens Stage

On Thursday, September 9, as soon as the Shakedown and Pre-Event Press Conference are completed; at the Competitors discretion rally cars can be loaded on long trailers arranged by the organisers in order to be transported to Athens. The cost of the transportation is € 100,00 + 24% VAT if applicable. The relevant form is on www.acropolisrally.gr.

Rally Cars will be unloaded on Amalias Avenue. Exact location will be issued in a bulletin. Crews must collect their cars and drive them to the start of the Cosmote 5G Athens Stage in order to run two reconnaissance passages in their rally cars.

Speed limit is maximum 50 km/h. Organisers reserve the right to have an alternative method of speed control.

All crews must wear overalls, long underwear, homologated shoes. During the reconnaissance crews are permitted to use a light intercommunication system (without helmets).

After the reconnaissance over the Cosmote 5G Athens Stage, competitors will drive their cars to the Acropolis for the Ceremonial Start. The distance from Cosmote 5G Athens Stage's finish to the Ceremonial Start's Holding Area is approximately 1.4 km.

From the finish of the reconnaissance, according to Art. 56.1.2 of the 2021 FIA WRC Sporting Regulations, the crews may perform service on the car using solely the equipment onboard and with no external physical assistance until they reach the Dionysiou Areopagitou Street which leads to the holding area before the Ceremonial Start.

12.5 Ceremonial/Rally Start order and procedure

The Ceremonial/Rally Start will take place on Thursday, September 9, at 17:30 from the Acropolis, in Athens.

A Media Zone will be organized before the holding area of the start ramp. Access to this area is limited to the media and officials, holding the appropriate pass.

A 10' min holding area will be organised before the start ramp. Either at the Media zone, or at the holding area, repairs or any assistance will not be allowed. Crews must follow marshals' instructions in order to enter the holding area prior to their due start time.

The starting order from TC 0-Ceremonial Start will be according to the starting order for the Cosmote 5G Athens Stage.

12.6 Start intervals

The start intervals for the ceremonial start will be one minute for all crews. From TC 1B the start interval for P1 drivers is 3 minutes and for all other drivers is 2 minutes.

12.7 Finish procedure and Prize-Giving

The finish of the rally is at TC 15A, located at the side road after the exit of the SP. From TC 15A up to the ramp, competitors will be under parc fermé conditions and must follow marshals' instructions. This area will be open only to officials holding the appropriate pass and the Media for interviews. Following the finish ramp, competitors will drive their cars to the adjacent parc fermé, unless they will be driven to final scrutineering.

For the prize-giving, the usual WRC procedure will be followed: Highest national crew - WRC2 winner - WRC3 winner - Team to join winning crews if requested and approved - Finishers 10th to 4th - 3rd - 2nd - 1st - Champagne spray - Team to join winning crew, if requested.

Overall top three crews called - Presentations - Presentation to the Competitor - Anthems & flags - Champagne spray - Transport to FIA Press Conference (top 3, winning competitor, P2 and P3 winners).

12.8 Permitted early check-in

Crews are authorised to check-in early without time penalty at TC 0A, TC 1A, TC 6C, TC 12C, TC 15A and TC 15B.

12.9 CONTROLS

12.9.1 General

- a. Cars may be driven to and check-in at TC 6B, TC 12B and TC 15B, by the crew, a member of the crew or a team member, respecting all the formalities of time card presentation and related penalties. Cars must be presented at all other controls only by the crews.
- b. All classified cars (except re-starting crews), must have completed the 45 min service after Section 4 and enter the parc fermé no later than 23:55 and after Section 7 no later than 00:15.
- c. Due to Live TV Coverage the gap between TC 10 and the start of SS10, TC 12 and the start of SS12 and TC 14 and the start of SS14 is 6 minutes.

12.9.2 Time Controls

- a. The check-in time corresponds to the moment at which the co-driver shows their time card to the timekeeper through the side window.
- b. The appropriate timekeeper will then enter the actual time at which the card was shown on the timing tablet and write it on the check sheet.
- c. They will then show to each other the recorded check-in time and, in case of a Time Control followed by a special stage, the provisional special stage start time to the co-driver. The co-driver shall then enter this time on their time card.

12.9.3 Special Stage Start

- a. At the start line, the co-driver shows the timekeeper the time card through the side window. The timekeeper then either confirms this provisional start time or shows a different start time on his check sheet.
- b. This new time, if any, shall then be recorded as the actual start time on the time card by the co-driver. This actual start time will also be shown on the electronic start count-down display.
- c. The timekeeper at the stop point will show the finish time (hour, minute, second, and tenth of a second and thousands for the Power Stage) and the calculated stage time to the crew (co-driver)
- d. The co-driver shall record this time on the crew's time card.

12.9.4 Regrouping Controls

- a. There is no need to hand in the Time Card used for the Section concerned.
- b. For regroupings during a day, the crews shall themselves record their re-start time from the regroup as instructed by the timing marshal on their new time card for the following Section of that day.
- c. In case of an overnight regroup, the crew shall themselves record their re-start time of the following day on their time card, following the publication of the start list for the section after the overnight regroup.
- d. Point b. above shall likewise be applied by the drivers concerned for the Shakedown TC/start time.

12.10 Collection of Time Cards

The complete set of time cards for the whole rally, including the shakedown time cards for all drivers, will be delivered with the rally materials at administrative checks. It is imperative for all crews to carry at least all the time card sets for a whole day inside the car (for example procedures at regrouping controls).

12.11 Restart after retirement

12.11.1 Any crew that has failed to complete:

Section 1 (THU 09/09) can restart from Section 2 (FRI 10/09)

Section 2 or 3 or 4 (FRI 10/09) can restart from Section 5 (SAT 11/09)

Section 5 or 6 or 7 (SAT 11/09) can restart from Section 8 (SUN 12/09)

12.11.2 Notwithstanding FIA WRC 55.1, before restarting after the overnight regroup, the crew or team member must be present in the parc fermé at least four hours before the start of the first car (Friday 10 September at 05:00, Saturday 11 September at 03:15 and Sunday 12 September at 02:15), in order to have the car re-scrutineered.

12.12 Car Wash facility

During the rally, an official car wash facility will be available before the media zone. It is not mandatory to visit the car wash, however, competitors will not be permitted to wash their cars in their private service area as from Wednesday 8 September.

12.13 Water distribution

The organisers will provide water to all crews only for their consumption at the finish of special stages.

12.14 Reflective red triangle

In the event of the car stopping in a special stage, the reflective triangle must be placed at least 50 metres before the car's position, on the same side of the road as the car.

12.15 Media Zones

A zone will be established for the media before the yellow time control sign at the entrance of the Service Park and of the Remote Tyre Fitting Zones. A media zone will be also established at the holding area before the finish ramp.

12.16 On-board camera data exchange and maintenance points

Such points will be communicated in a communication by the COC, following the request of the Championship Promoter.

12.17 Removal of cars from the final parc fermé (Sunday 12 September)

Cars may be removed from the final parc fermé once the Stewards authorise its opening. Provided that the above takes place as scheduled, all cars must be removed no later than 20:00.

In order to collect their cars, drivers or their authorised representative must present the "Removal of the car from the final PF" document issued by the Organisers, to the marshal in charge. This document will be distributed to competitors at administrative checks.

12.18 Power Stage

SS15 Tarzan 2 will be run as the «Wolf Power Stage».

12.19 Environmental Policy

With the assistance of the Government, regional and local authorities we are making sure that EKO Acropolis Rally will have a light "tyre-print" on the environment and will contribute to the sustainable development of the areas that will be hosting this unique event.

13. IDENTIFICATION OF OFFICIALS

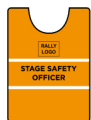
Officials will be identified as follows:



Special Stage Commander
Red tabard with "Stage Commander" legend and reflective stripe



Safety Officer
Orange tabard with "Marshall" legend and reflective stripe



Stage Safety Officer
Orange tabard with "Stage Safety Officer" legend and reflective stripe



Post Chief
Light blue tabard with "Post Chief" legend and 2 reflective stripes



Radio
Yellow tabard with blue radio symbol, "Inter" legend and reflective stripe



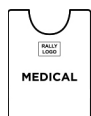
Media
Green tabard with "Media" legend



Scrutineers
Black tabard with "Scrutineer" legend



Time Control
Light blue tabard with "Timekeeper" legend and reflective stripe



Medical
INEM uniform + white tabard



Competitor Relations Officer
Red tabard with «CRO» legend

14. PRIZES

Overall Classification

- 1st Two Trophies
- 2nd Two Trophies
- 3rd Two Trophies

FIA World Rally Championship for Manufacturers

- 1st Trophy

FIA WRC 2 Overall Classification

- 1st Two Trophies
- 2nd Two Trophies
- 3rd Two Trophies

FIA World Rally Championship for WRC2 Teams

- 1st Award

FIA WRC 3 Overall Classification *

- 1st Two Trophies
- 2nd Two Trophies
- 3rd Two Trophies

*At least five WRC3 drivers start the rally. If four WRC3 drivers start, trophies will be awarded to the first 2 crews. If three WRC 3 P3 drivers start, trophies will be awarded to the first crew.

Non-priority drivers' classifications Overall Classification

1st Trophy

Greek Drivers' Overall Classification

1st Two Trophies

2nd Two Trophies

3rd Two Trophies

15. FINAL CHECKS AND PROTESTS**15.1 Final Checks**

Post Event scrutineering will take place on Sunday, 12 September from 15:15, at KARELLIS GROUP – 2nd km National Rd Lamia – Athens, Lamia 351 00.

Cars subject to final checks (announced to the competitor concerned at the finish TC) must have one representative of the competitor as well as mechanics and proper equipment (in case of dismantling) present at the final checks.

15.2 Protest Deposit

15.2.1 The protest deposit is: € 1.000 and must be paid in cash or by credit card. If paid by credit card any reimbursement will be made through FIA Administration.

15.2.2 Deposit

If the protest requires dismantling and reassembly of a clearly defined part of the car, any additional deposit may be specified by the Stewards in accordance with the art. 13.4.3 of the FIA – International Sporting Code.

15.3 Appeal Deposit

The International Appeal Deposit is € 6.000.

APPENDIX 1 - ITINERARY
2021 ITINERARY - V7 (12/07/2021)
Sunrise 07:01 - Sunset 19:42

SHAKEDOWN							THURSDAY 9 SEPTEMBER 2021	
TC SS	Location	S.S. dist.	Liaison dist.	Total dist.	Target Time	1st car due		
	SP OUT to Shakedown Start			16.66				
RZ	Refuel Lamia Refuel venue : SP exit							
TC SD	TC Shakedown					07:56		
	<i>Shakedown stage</i>	4.32				08:01		
	Service Parc IN		19.46	23.78				
RZ	Refuel Lamia Refuel venue : SP exit							

SHAKEDOWN
START SECTION 1
THURSDAY 9 SEPTEMBER 2021

TC SS	Location	S.S. dist.	Liaison dist.	Total dist.	Target Time	1st car due
0	Acropolis Ceremonial Start					17:30
0A	Holding Area & Technical Zone IN		1.63	1.63	15'	17:45
TC 1 SS 1	Holding Area OUT Cosmote 5G Athens Stage	0.98			20'	18:05 18:08
1A	Syndagma Square Parc Fermé IN			2.61	5'	18:13
Early arrival at TC 0A and TC 1A is permitted						
SECTION 1 Totals		0.98	1.63	2.61		
OVERNIGHT REGROUP						
Competitors are reminded that the next refuelling venue following the refuel after the shakedown is on Friday 10 September, in Loutraki						

SECTION 1

APPENDIX 1 - ITINERARY
Sunrise 07:02 - Sunset 19:40

RE-START SECTIONS 2,3,4				FRIDAY 10 SEPTEMBER 2021		
TC SS	Location	S.S. dist.	Liaison dist.	Total dist.	Target Time	1st car due
1B	Athens Parc Fermé OUT					09:00
2 SS 2	<i>Aghii Theodori 1</i>	17.54	71.59	71.59	1h 15'	10:15 10:18
2A	Regroup & Technical Zone IN		6.08	23.62	38'	10:56
2B	Regroup & Technical Zone OUT				10'	11:06
3 SS 3	<i>Loutraki</i>	19.40	0.11	0.11	02'	11:08 11:11
3A	Regroup & Technical Zone IN		7.69	27.09	30'	11:41
3B	Regroup & TZ OUT - TFZ IN				45'	12:26
Tyre Fitting Zone (town of Loutraki)		(36.94)	(85.47)	(122.41)	15'	
3C	TFZ OUT					12:41
RZ 1	Remote Refuel Loutraki <i>Distance to next refuel</i>	40.81	147.39	188.20		
4 SS 4	<i>Aghii Theodori 2</i>	17.54	24.45	24.45	30'	13:11 13:14
5 SS 5	<i>Thiva</i>	23.27	115.43	132.97	2h 15'	15:29 15:32
RZ 2	Remote Refuel Refuel venue : 7.51 km after finish SS 5 <i>Distance to next refuel (SP)</i>	11.65	162.44	174.09		
6 SS 6	<i>Elatia</i>	11.65	75.67	98.94	1h 40'	17:12 17:15
6A	Parc Fermé & Technical Zone IN		94.28	105.93	2h 00'	19:15
6B	Parc Fermé OUT - Flexi Service A IN				10'	19:25
Flexi Service A (Lamia)		(52.46)	(309.83)	(362.29)	45'	
6C	Flexi Service A OUT - Parc Fermé IN (Early arrival permitted) <i>For all classified cars (except from re-starting crews) TC 6C closes at</i>					23:55
SECTION 2,3,4 Totals		89.40	395.30	484.70		
OVERNIGHT REGROUP						

APPENDIX 1 - ITINERARY
Sunrise 07:03 - Sunset 19:39

RE-START SECTIONS 5, 6, 7				SATURDAY 11 SEPTEMBER 2021		
TC SS	Location	S.S. dist.	Liaison dist.	Total dist.	Target Time	1st car due
6D	Parc Fermé OUT - Service B IN					07:15
Service B (Lamia)					15'	
6E	Service B OUT					07:30
RZ 3	Refuel Lamia SP Distance to next refuel	49.06	119.74	168.80		
7 SS 7	Pavliani 1	24.25	46.59	46.59	1h 00'	08:30 08:33
8 SS 8	Gravia	24.81	50.15	74.40	1h 25'	09:58 10:01
8A	Regroup & Technical Zone IN		23.00	47.81	53'	10:54
8B	Regroup OUT -TFZ IN				30'	11:24
Tyre Fitting Zone (Itea - EKO fuel station)		(49.06)	(119.74)	(168.80)	15'	
8C	TFZ OUT					11:39
RZ 4	Remote Refuel Itea Distance to next refuel	41.11	72.14	113.25		
9 SS 9	Bauxites	22.97	3.77	3.77	10'	11:49 11:52
10 SS 10	Eleftherohori 1 (Live TV)	18.14	41.14	64.11	1h 10'	13:02 13:08
10A	Regroup & Technical Zone IN		27.23	45.37	55'	14:03
10B	Regroup OUT - Service C IN				30'	14:33
Service C (Lamia)		(41.11)	(72.14)	(113.25)	40'	
10C	Service C OUT					15:13
RZ 5	Refuel Lamia SP Distance to next refuel	42.39	126.01	168.40		
11 SS 11	Pavliani 2	24.25	46.59	46.59	1h 10'	16:23 16:26
12 SS 12	Eleftherohori 2 (Live TV)	18.14	52.19	76.44	1h 36'	18:02 18:08
12A	Parc Fermé & Technical Zone IN		27.23	45.37	55'	19:03
12B	Parc Fermé OUT - Flexi Service D IN				10'	19:13
Flexi Service D (Lamia)		(42.39)	(126.01)	(168.40)	45'	
12C	Flexi Service D OUT - Parc Fermé IN (Early arrival permitted) For all classified cars (except from re-starting crews) TC 12 C closes on Sunday at					00:15
SECTIONS 5, 6, 7 Totals		132.56	317.89	450.45		
OVERNIGHT REGROUP						

APPENDIX 1 - ITINERARY
Sunrise 07:04 - Sunset 19:37

RE-START SECTIONS 8, 9				SUNDAY 12 SEPTEMBER 2021		
TC SS	Location	S.S. dist.	Liaison dist.	Total dist.	Target Time	1st car due
12D	Parc Fermé OUT - Service E IN					06:15
	Service E (Lamia)				15'	
12E	Service E OUT					06:30
RZ 6	Refuel Lamia SP <i>Distance to next refuel</i>	33.20	73.85	107.05		
13 SS 13	<i>Pyrgos</i>	33.20	46.23	46.23	1h 09'	07:39 07:42
RZ 7	Remote Refuel (EKO fuel station) Refuel venue : 27.62 km after SS 13 <i>Distance to next refuel</i>	23.37	97.38	120.75		
14 SS 14	<i>Tarzan 1 (LiveTV)</i>	23.37	79.31	112.51	1h 50'	09:32 09:38
14A	Regroup & Technical Zone IN		45.69	69.06	1h 05'	10:43
14B	Regroup OUT - Service F IN				40'	11:23
	Service F (Lamia)	(56.57)	(171.23)	(227.80)	30'	
14C	Service F OUT					11:53
RZ 8	Refuel Lamia SP <i>Distance to the finish</i>	23.37	126.29	149.66		
15 SS 15	<i>Tarzan 2 -WOLF Power Stage</i>	23.37	80.60	80.60	1h 22'	13:15 13:18
15A	Holding area - Finish ramp IN		45.69	69.06	1h 20'	14:13
15B	Technical Zone - Parc Fermé IN Early arrival is permitted in 15A and 15B					
Section 9 totals		(23.37)	(126.29)	(149.66)	30'	
SECTIONS 8,9		79.94	297.52	377.46		
TOTALS OF THE RALLY						
		<u>SS</u>	<u>Liaison</u>	<u>Total</u>	<u>SS %</u>	
THU 09/09 - Totals	1 SS	0.98	1.63	2.61	37.55	
FRIDAY 10/09 -Totals =	5 SS	89.40	395.30	484.70	18.45	
SATURDAY 11/09 -Totals =	6 SS	132.56	317.89	450.45	29.43	
SUNDAY 12/09 -Totals =	3 SS	79.94	297.52	377.46	21.18	
TOTAL	15 SS	302.88	1012.34	1315.22	23.03	

APPENDIX II – RECONNAISSANCE SCHEDULE

	GROUP 1	GROUP 2
Monday 6 September	P1 / P2	P3 / Non-Priority
SS 2/4 Ag. Theodori – SS 3 Loutraki x 2 passes	08:00 – 11:00	11:00 – 14:00
SS 5 Thiva x 2 passes	12:00 – 15:00	15:00 – 18:00
SS 6 Elatia x 2 passes	14:00 – 16:00	17:30 – 19:30
Tuesday 7 September		
SS 7 Pavliani x 2 passes	07:00 – 10:00	11:00 – 15:00
SS 8 Gravia – SS9 Bauxites x 2 passes	09:00 – 13:00	13:00 – 19:00
SS 10/12 Eleftherohori x 2 passes	14:00 – 19:00	07:00 – 11:00
Wednesday 8 September		
SS 13 Pyrgos x 2 passes	07:00 – 11:00	11:00 – 15:00
SS 14/15 Tarzan x 2 passes	10:00 – 14:00	14:00 – 18:00
SD x 2 passes	14:00 – 16:00	07:00 – 09:00
Thursday 9 September		
SS1 Cosmote 5G Athens Stage x 2 passes	15:15-17:00	

APPENDIX 3 – NAMES AND PHOTOGRAPHS OF CROs AND THEIR ITINERARY



Name: Maurice Rafael
Mob.: +30 6936 91 88 22
E-mail: mrafael@acropolisrally.gr



Name: Katerina Bratsou
Mob.: +30 6979052681
E-mail: kbratsou@acropolisrally.gr

During the period from 6th to 12th September 2021

Competitors' Relations Officers can be contacted via phone, SMS, WhatsApp and e-mail.

They will be distinguished by the indication RELATIONS OFFICER (CRO) on their red tabard.

They will be present at the shakedown, scrutineering, start, service park, start / end of days, regrouping areas and the finish.

Detailed programme will be published on the DNB.

APPENDIX 4 – DECALS AND POSITIONING OF ORGANISER'S ADVERTISING

1. Front door panels with competition number 67 x 17 cm (2 per car)

Each panel shall be placed horizontally at the leading edge of each front door with the number (in yellow) at the front (on both sides). The top of the plate shall be placed between 7 cm and 10 cm below the bottom window line. No other signage shall be placed within 10 cm of the plate.

2. Front plate with competition number 43 x 21.5 cm (1 per car) – One plate placed on the bonnet of the car.

3. Rear window panel 30 x 10 cm (1 per car) – One panel for the rear window, to be placed at the bottom in the centre of the rear window.

4. Rear window competition number 14 cm high (1 per car)

One competition number for the rear window. An adjacent area of 15 cm x 15 cm shall contain a fluorescent orange 14 cm high competition number on a clear background. This number may be reflective and must be visible from the rear at eye level.

5. Roof panel with competition number 50 x 52 cm (1 per car)

Placed on the roof with the top towards the front of the car.

6. Numbers at rear side windows 20 cm high (2 per car)

These numbers shall be placed on the rear side windows adjacent to the crew's name. The first initial(s) and surname of both driver and the co-driver, followed by the national flags of their passport nationalities, must appear on the rear side window on both sides of the car, adjacent to the competition number.

7. Championship identification and advertising

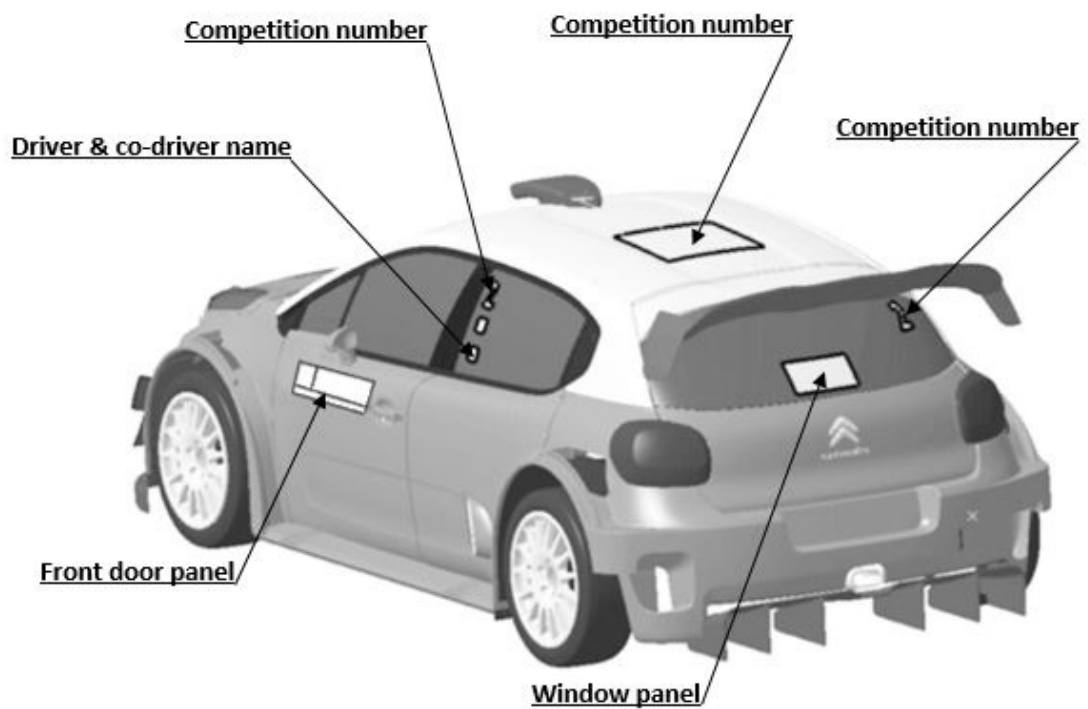
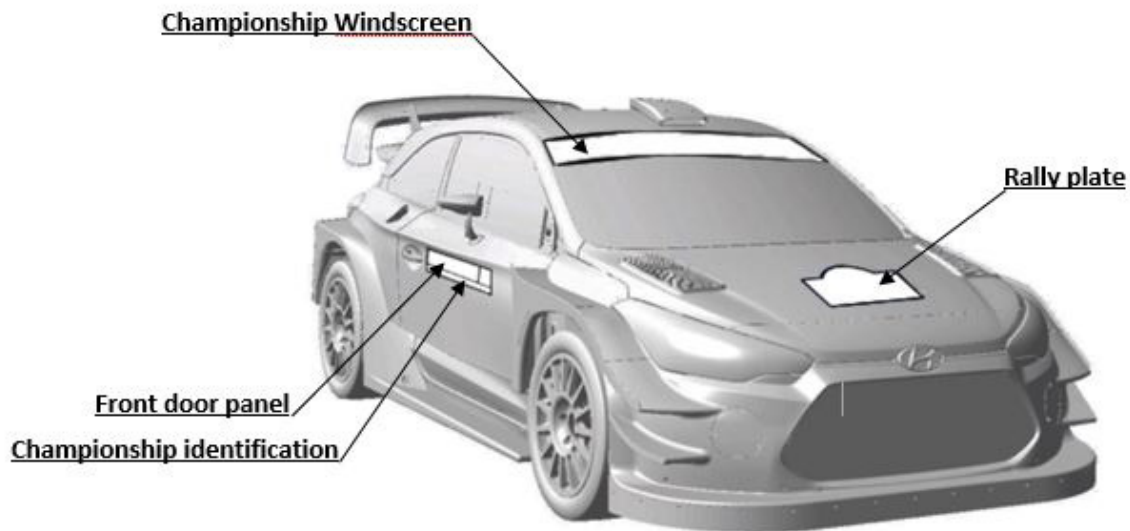
Each priority car entered in the Manufacturers', WRC2, WRC3 Championships must use the appropriate sticker sets provided by the Promoter. All other competitors must carry the appropriate sticker sets if requested by the Promoter.

8. Championship windscreen identification

The following areas are reserved for the Championship Promoter to apply championship identification and advertising by means of sticker sets:

- A space (15 cm high and the full width of the windscreen) (below the existing 15 cm high reservation for Competitors at the top of the windscreen) on condition that it complies with the national laws of the country of the rally.
- A space 6 cm high and 67 cm wide immediately below the front door panel.
- A space up to 10 cm high and 20 cm wide on the dashboard of the car and within view of the on-board Camera of the Championship Promoter.
- A space up to 8 cm high and 28 cm wide on each corner of the vehicle, close to the wheel and as agreed with the tyre manufacturer.

APPENDIX 4 – DECALS AND POSITIONING OF ORGANISER'S ADVERTISING



APPENDIX 5 – DRIVERS' SAFETY EQUIPMENT – FIA ISC, Appendix L

All competitors are reminded of Appendix L of the FIA International Sporting Code, in particular its Chapter III – Drivers' Equipment. These regulations apply to Shakedown as well.

Helmets (Appendix L, Chapter III, Art. 1)

All other crews must wear crash helmets homologated to one of the following FIA standards:

- 8858-2002 or 8858-2010 (Technical List N° 41)
- 8859-2015 (Technical List N° 49),
- 8860-2010 (Technical List N° 33) or
- 8860-2018 or 8860-2018-ABP (Technical List N° 69)

Drivers and co-drivers who wear full-face helmets must contact the FIA Medical Delegate or the Chief Medical Officer in order to carry out a test before the start of the event. This test is described in Appendix L, Chapter III, Art. 1.3.

Priority 1 drivers and their co-drivers must wear helmets according to the FIA standard 8860-2018 or 8860- 2018-ABP.

Frontal Head Restraint (FHR, Appendix L, Chapter III, Art. 3)

All crews must use FIA approved FHR systems homologated to FIA standard 8858.

Approved FHRs, anchorages and tethers are listed in Technical List N° 29.

See also helmet compatibility chart in Appendix L, Chapter III, Art. 3.3.

Flame-resistant clothing (Appendix L, Chapter III, Art. 2)

All drivers and co-drivers must wear overalls as well as gloves (optional for co-drivers), long underwear, a balaclava, socks and shoes homologated to the FIA 8856-2000 standard (Technical List N° 27) or 8856- 2018 (Technical List N° 74).

For Priority 1 drivers and their co-drivers, the wearing of equipment homologated to the FIA 8856-2018 standard is obligatory. Please pay special attention to the prescriptions of Art. 2 concerning embroidery and printing on flame-resistant clothing (manufacturer certificates etc.) **as well as concerning the correct wearing of the clothing elements! See also the 2021 FIA WRC Sporting Regulations, Article 53.1.**

Biometric Devices (Appendix L, Chapter III, Art. 2.1)

Drivers may wear a device to collect biometric data during racing.

- If the biometric device is integrated into a protective garment homologated to FIA Standard 8856, the garment shall be homologated to FIA Standards 8856 and 8868- 2018.
- If the biometric device is a stand-alone device, then the device must be homologated to FIA Standard 8868-2018 only. This device must be worn in addition to the garment homologated to FIA Standard 8856.

Wearing of jewellery (Appendix L, Chapter III, Art. 5)

The wearing of jewellery in the form of body piercing or metal neck chains is prohibited during the competition and may therefore be checked before the start.

LINKS:

FIA International Sporting Code and appendices:
FIA Technical Lists:

<https://www.fia.com/regulation/category/123>
<https://www.fia.com/regulation/category/761>



SAS Fitting Kit Manual – RALLY CAR

Welcome

This manual is provided as a guide for the installation of the WRC Tracking System Kit, for competition vehicles only. Care should be taken when considering the location of components with regard to electrical cabling and fire suppression systems already installed in the vehicle. Please check always that the components of your kit are as requested.

Table of Contents

1. Tracking Unit Kit Components	3
2. Power Supply.....	3
3. Connection Diagram	4
4. Tracking Unit Dimensions	5
5. Tracking Unit Mounting	5
6. Antenna Installation	7
6.1 External Antenna Installation	7
6.1 Internal Antenna Installation.....	9
7. Contact.....	9

1. Tracking Unit Kit Components & Steps

page 3

The WRC Tracking System Kit includes:

- WRC Tracking Installation and Fitting Kit Instruction Sheet;
- 3-in-1 antenna with leads;
- Internal radio antenna with lead;
- 6 – 24v wiring loom with plug;
- Mount, to be bolted to tunnel;
- Adjustable mount connector/knuckle.



(Contents may differ slightly to image shown)

WRC tracking system fitment steps:

1. Mount SAS tracker;
2. Fit external & internal antennas, running leads to the WRC tracker;
3. Fit wiring loom, ensuring that a solid 9 to 28 volts is supplied;
4. Connect all antenna connections, make sure they are tight using an 8mm spanner;
5. Apply power.

2. Power Supply

WRC tracking system requires a reliable power supply from 9 to 28 volts DC. We recommend a 5 amp (Max) blade type or similar quality fuse is used at the battery supply end of the WRC tracking system power lead.

Zero volts or battery negative can be picked up at any suitable earthing point providing the isolation switch does not switch the negative side of the battery.

The WRC tracking system unit has an internal battery that is kept charged via the car's power supply. It acts as a reserve supply to power the unit in the case of an accident where a car's power supply is interrupted (e.g. car battery smashed or dislodged).

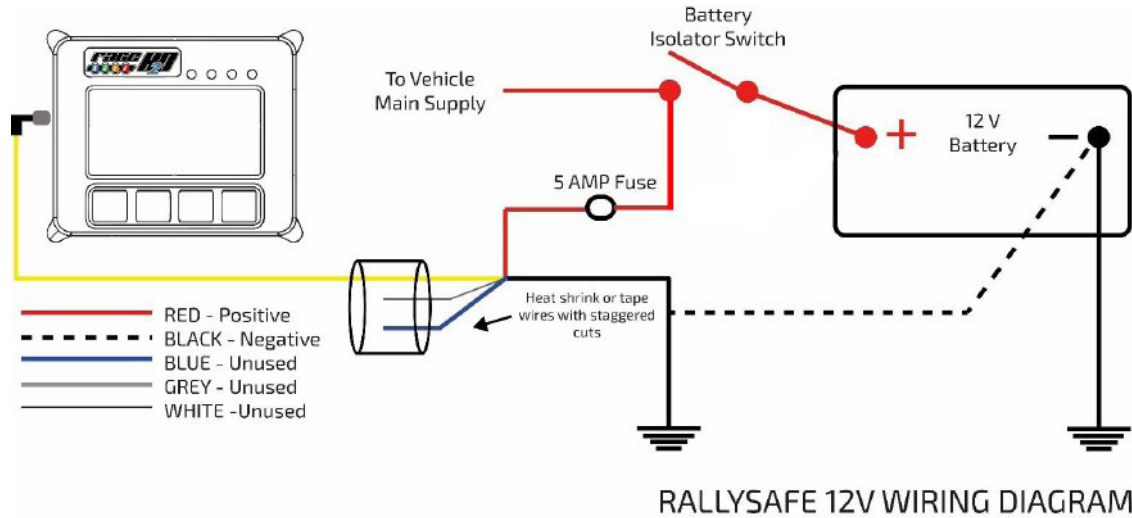
Note: The tracking device should only be powered once it is placed in its final position in the vehicle; this ensures accelerometers are calibrated correctly.

APPENDIX 6 – FIA Safety Tracking Device - Installation and Operations instructions

3. Connection Diagram

page 4

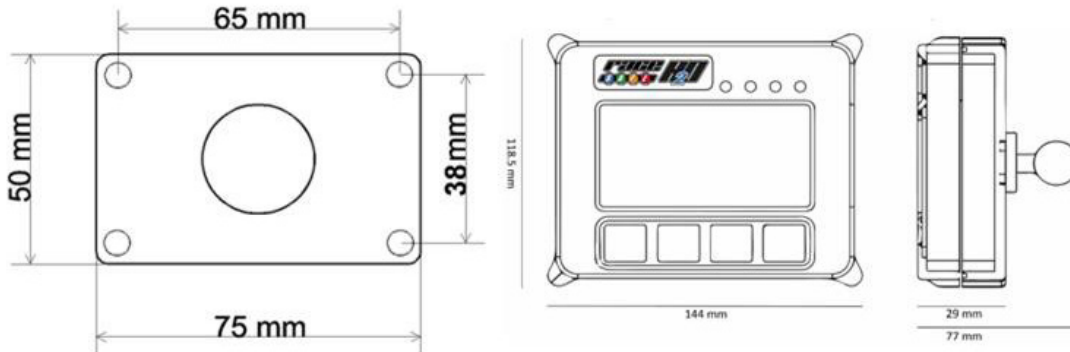
The 6-24v wiring loom, includes five wires. The white blue and grey wires must be stagger cut and heat shrinked or taped back so they cannot short to ground or to each other. Red and black are used as follows:



During installation, the wiring loom should be routed away from the engine compartment, Ignition or Alternator wiring.

300 mm of Power Supply Wiring Loom is required to be available for connection to the WRC Tracker Unit at the mounted position.

4. Tracking Unit Dimensions



5. Tracking Unit Mounting

The preferred location and mounting for the WRC tracking system unit is a RAM style 50mm x 75mm flat base with ball, bolted through the tunnel with four **M6** Bolts.

It should be in a central, protected location on the central tunnel in front of the seats and both easily visible and accessible by both the driver and co-driver/nav.

Care should be taken when considering the location of the Mounting Point with regard to electrical cabling and fire suppression systems installed in the vehicle.

Photographs of mounting and positioning can be seen in Fig.1 and Fig.2 respectively.

Alternatively, the WRC tracking system unit can be mounted in a central protected location on the vehicle dashboard that is easily visible and accessible by both the driver and co-driver.

Mounting is a Ram style 50mm x 75mm flat base with ball, bolted with four **M6** bolts through the dashboard and a compulsory 3mm backing plate measuring no less than 145mm x 120mm

APPENDIX 6 – FIA Safety Tracking Device - Installation and Operations instructions

page 6



Figure 1. 25mm rubber ball securely attached to the tunnel



Figure 2. The WRC tracking unit mounted onto the 25mm rubber ball mount and connected through the RallySafe connector

APPENDIX 6 – FIA Safety Tracking Device - Installation and Operations instructions

6. Antenna Installation

page 7

All leads on both external and internal antennas must run on the inside of all roll cage bars. This is to stop cable crushing on impact.

Antenna must not be mounted within 200 mm of any high frequency antenna's or cabling

The preferred route is to go down from the antenna, underneath the closest part of the roll cage (roof cross or main hoop), follow that along to the roof hoop, then go down the inside A pillar to the unit. Please allow 200mm clearance of high frequency antenna or cabling

Any excess cable must be run so that the cable is not bent any tighter than a 100mm radius. We recommend running it across the underside of the dash and back (do not coil in tight loops).

Cables must be tied neatly along the whole installation all the way to the unit so they can't be accidentally caught or dislodged.

All this will be checked at scrutineering and you may be required to fix it before your car can pass.

Note: All antenna connections need to be firmly tightened with an 8mm spanner.

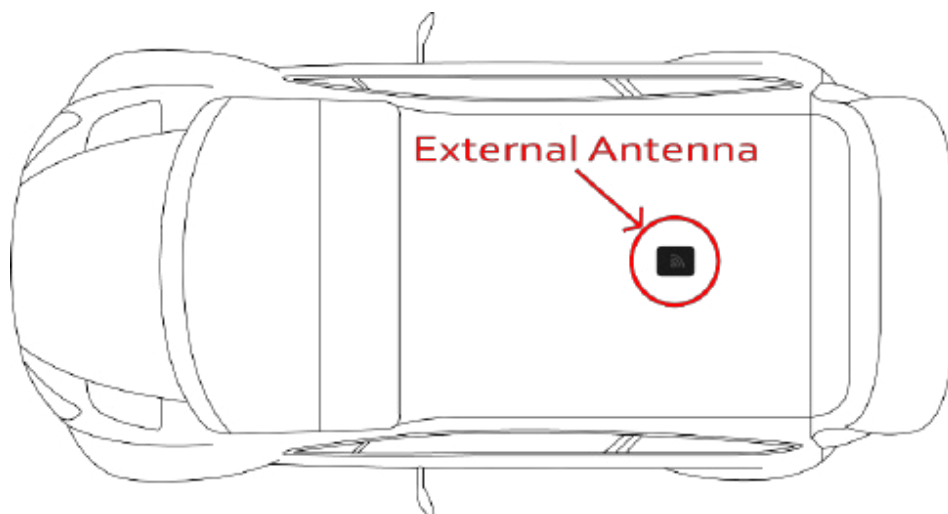
6.1 External Antenna

The antenna is mounted through a 12mm hole in a central location on the ROOF of the vehicle, rear of the main roll bar hoop, allowing the cabling to pass through the roof and follow the cage bars back to the unit location. The antenna is a fully watertight unit, which seals against the roof surface.



APPENDIX 6 – FIA Safety Tracking Device - Installation and Operations instructions

page 8



Antenna leads are connected as follows (There may be variations with the type and number of leads).

1. The 2 UHF leads, colour-coded **Blue**, is connected to the terminal labelled "UHF" on the WRC unit (Right Hand Thread). Terminals are located of the rear of the unit and/or colour-coded Blue.
2. The Satellite Communication antenna lead is connected to the center or rear terminal labelled "IRI" (Left Hand Thread). It may also be colour-coded **Yellow** (this may be not marked on the 2- in-1 antenna).
3. The GPS antenna lead labelled "GPS", is connected to the terminal labelled "GPS" on the WRC unit (Right Hand Thread). Terminals may be on the side or rear of the unit and/or colour-coded **Green**.
4. GSM, has a small stick antenna supplied with the WRC unit, and is connected to corresponding
5. terminal labelled "GSM" on the WRC unit (Left Hand Thread). The terminal is located on the rear of the unit and/or colour-coded **Red**.

6.2 Internal Antenna

page 9

The Internal Antenna should be placed on the inside of the ROOF in a clear uncluttered area, with a 200mm radius clear of any bar work or solid metal object. The internal antenna has a magnetic base with double-sided tape for adhesion. The cable is then run to the WRC unit. Please keep cable on the inner side of the roll cage pipework so as not to be crushed in the event of an accident.




Figure 3. *The internal antenna must be at least 200mm away from any roll cage components*

APPENDIX 6 – FIA Safety Tracking Device - Installation and Operations instructions

7. Contact Us

For assistance, please contact the RallySafe Support Team by emailing: support@rallysafe.com.au

Product Disclaimer

"This manual, the specifications, and the material contained in it, as released by Status Awareness Systems and RallySafe, is for the purpose of information only. Due to continuous ongoing development, information and specifications may change at any time without notice. SAS, and the companies that have contributed to it, shall not be liable for any use of the manual or information supplied.

The material contained in this manual is protected by copyright and other types of Intellectual Property Rights. The commercial exploitation of the material contained in this specification requires a license to such Intellectual Property Rights.

This manual may be utilised or reproduced without any modification, in any form or by any means, for informational purposes only. For any other purpose, no part of the specification may be utilised or reproduced, in any form or by any means, without permission in writing from SAS.

The word RallySafe and the RallySafe logo are registered trademarks".



SAS Tracker Competitor User Manual

Welcome

For your and other competitor's safety, it is important that you are familiar with the use of the WRC tracking unit, herein referred to as "the unit" or "the WRC tracking unit".

The SAS System is designed to increase competition safety by providing safety notifications to inform event management, improve response times and provide accurate and reliable event times.

The following document outlines the basic features and functions of the WRC tracking unit. Please note that the WRC Tracking unit must be fitted and connected in all competitor's car, in accordance with the SAS Fitting Kit Manual – RALLY CAR.

Table of Contents

1. Powering The Unit On	3
2. Stage Modes.....	3
2.1. Transport Mode.....	3
2.2. Stage Mode	4
3. Hazard Alerts	6
4. Red Flag.....	8
5. Transport Menu	9
5.1. Stage Times	10
5.2. Manual Hazard	11
6. Contact Us.....	11

1. Powering The Unit On

The unit is pre-loaded with all of the stage coordinates and is activated when powered on. Please power the unit on early before the event to give it time to run checks.

When powered on the unit will display the transport mode, the details of which are specified in the Art 2.1 of this document.

The unit does not need to be powered off at any stage during the event as it will go to sleep within a few minutes of inactivity but can be re-woken by either moving the vehicle or pressing any of the four buttons.

It is recommended that the unit is not powered off during the event, to ensure the internal battery stays fully charged for emergencies.

2. Unit Modes

The unit has two modes:

- When not in a competitive stage, the unit will be in **transport mode**, as described in 2.1.
- When in a competitive stage, the unit will go into **stage mode**, as described in 2.2.

2.1 Transport Mode

SCREEN 1 – The transport mode displays from the top down the following information: the name of the next point you are travelling to, the time in transit, current time, accumulative and intermediate distances and speed, average speed.

The unit has four white physical buttons. Their functions is reported on the screen right above the button's location.

Starting from the far left button to the right, you have the following options:

- **OPTIONS:** Operation described in 5.Transport Menu.
- **BRIGHT:** Increase the screen brightness (Note that the screen must always be clearly readable so full brightness is recommended for daytime).
- **DIM:** Decrease the screen brightness,
- **RESET:** Intermediate trip meter.



SCREEN 1. Transport Mode

2.2 Stage Mode

SCREEN 2 – When the start official assigns each individual competitor a due start time, a countdown will display on the unit as shown in the white field below. Also shown in the white field is the stage number and the due start time.



SCREEN 2. Countdown to Stage Start

APPENDIX 6 – FIA Safety Tracking Device - Installation and Operations instructions

page 5

SCREEN 3 – Once the start time is reached, the screen will turn green as shown below and the competitor has to proceed into stage.



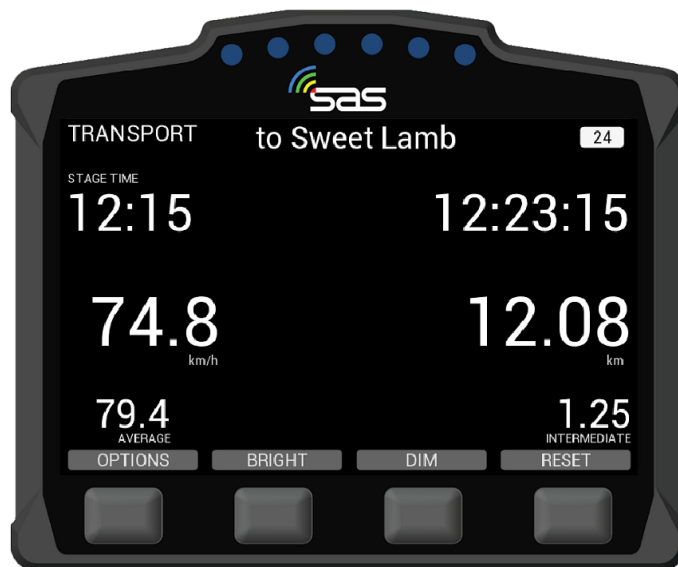
SCREEN 3. Stage Start

SCREEN 4 – Once the competitor has started the stage, the unit will automatically switch to on stage mode. The unit will start timing.



SCREEN 4. Stage mode

SCREEN 5 – If the start is postponed for whatever reason and the start time is cancelled, the unit will display the Transport Screen. Once it is clear to send cars again the official will re-issue a new start time.

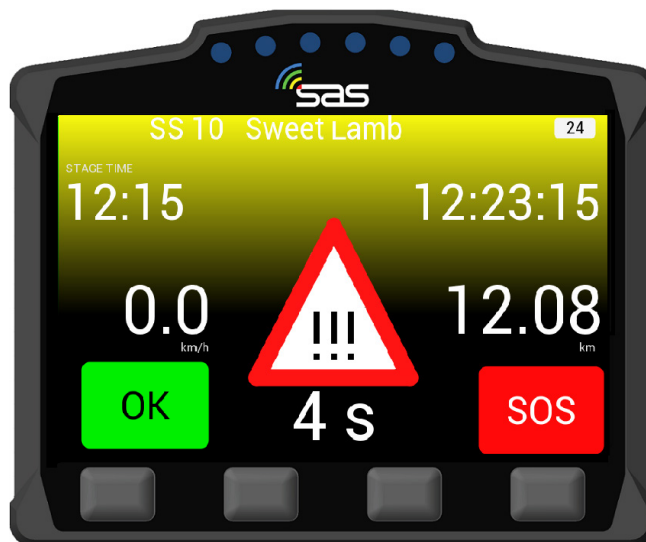


SCREEN 5. Start Time Cancelled

3. Hazard Alerts

The unit's primary function is to help alert race control of incidents on the course. The incident is notified to race control with different levels of hazard depending on the severity.

SCREEN 6 – If a car stops during a stage for longer than 3 seconds, the unit will automatically transmit a HAZARD notification; this can either be upgraded to OK or downgraded to SOS by pressing the corresponding button to the text. A timer counts up to 60 seconds as an indication to press the "OK".



SCREEN 6. HAZARD Notification

APPENDIX 6 – FIA Safety Tracking Device - Installation and Operations instructions

page 7

SCREEN 7 – If you select OK after the HAZARD alert, then the following screen will appear, showing that you and the car are OK.



SCREEN 7. OK Acknowledgment

SCREEN 8 – If the manual SOS button is pressed, it must be confirmed as either a fire or medical SOS by pressing one of the two middle buttons. It can also be cancelled if pressed by mistake. If a car is involved in a High G impact, an automatic SOS message will display. If no urgent assistance is required, you can down-grade to OK by selecting the corresponding button.



SCREEN 8. Confirm Fire SOS or Medical SOS

SCREEN 9 – When the SOS is confirmed, the screen 9 will display. Even once confirmed, the hazard can be changed to OK. Pressing OK will inform race control that the crew are OK and do not need medical assistance.



SCREEN 9. SOS Notification

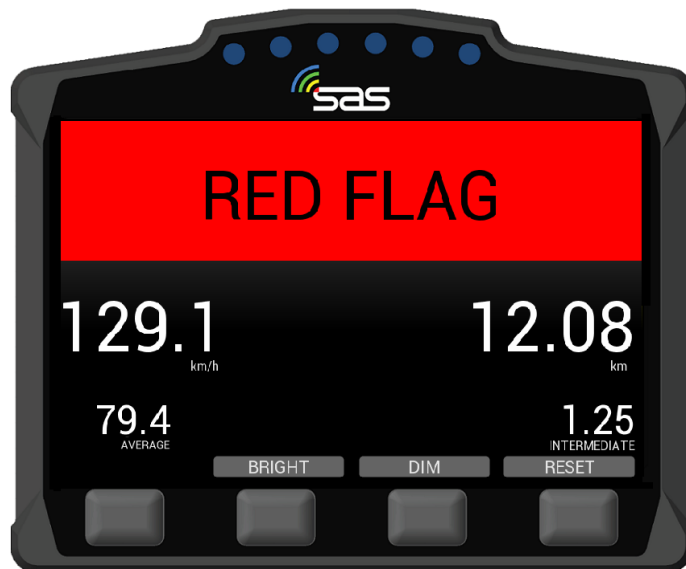
4. Red Flag

SCREEN 10 – In the case of a serious incident, a stage may be red flagged from Race Control. The red flag will display a full screen warning until it is acknowledged. To acknowledge the flag the far left button must be pressed.



Screen 10. RED FLAG Acknowledge

SCREEN 11 – Once the red flag has been acknowledged, normal stage functions will display with a warning still at the top of the screen.



SCREEN 11. RED FLAG in Stage Mode

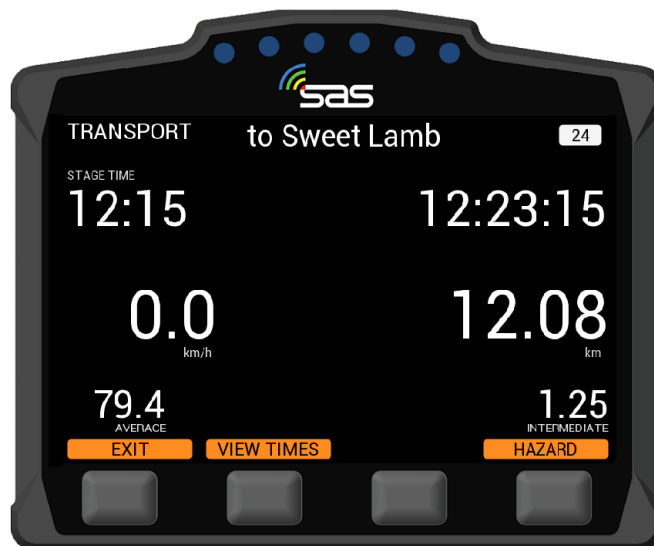
5. Transport Menu

SCREEN 12 – In transport mode, the unit has a menu that can be accessed by pressing the options button.



SCREEN 12. Transport Mode

SCREEN 13 – The option menu will allow the crew to view stage times “VIEW TIMES” or send a manual hazard/SOS “SEND HAZARD”.



SCREEN 13. Transport Mode – View times/Send Hazard

5.1 Stage Times

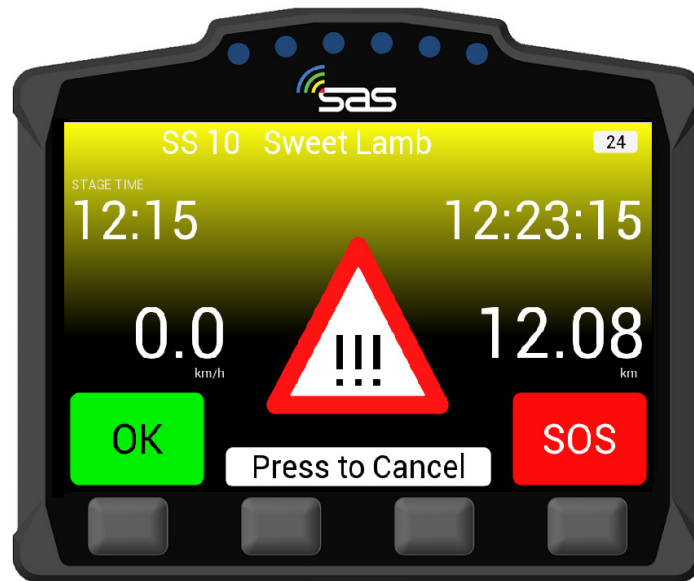
SCREEN 14 – By pressing the “VIEW TIMES” button, provisional transit and competitive stage times will display. You can select times for any of the completed stages with the next and previous buttons.



SCREEN 14. Times of completed stages

5.2 Manual Hazard

SCREEN 15 – If manual hazard is sent in transport mode, this can be upgraded or downgraded the same way as a stage hazard. If the hazard is no longer required, it can also be cancelled by pressing either of the two middle buttons “PRESS TO CANCEL”.



SCREEN 15. Manual Hazard in Transport Mode

6. Contact us

For assistance, please contact the RallySafe Support Team by emailing: info@statusas.com

Please be as descriptive as you can when describing the problem. It would help us if you provide the following information at a minimum:

- Name of event.
- Vehicle or feature affected.
- Stage of incident.
- Time of incident.
- Any additional details.

GRAND SPONSORS / ΜΕΓΑΛΟΙ ΧΟΡΗΓΟΙ



GREEK
NATIONAL
TOURISM
ORGANISATION
www.visitgreece.gr



SPONSORS / ΧΟΡΗΓΟΙ



PARTNER / ΣΥΝΕΡΓΑΤΗΣ



ATHENS MEDICAL
GROUP
Always one step ahead!

ORGANIZATION / ΟΡΓΑΝΩΣΗ



HELLENIC REPUBLIC
General Secretariat of Sports



HOST REGIONS & CITIES / ΘΕΣΜΙΚΟΙ ΧΟΡΗΓΟΙ



ΕΛΛΗΝΙΚΗ ΔΗΜΟΚΡΑΤΙΑ
ΠΕΡΙΦΕΡΕΙΑ ΠΕΛΟΠΟΝΝΗΣΟΥ



ΕΛΛΗΝΙΚΗ ΔΗΜΟΚΡΑΤΙΑ
ΠΕΡΙΦΕΡΕΙΑ ΑΤΤΙΚΗΣ



ΔΗΜΟΣ
ΛΑΜΙΕΩΝ
Ενας νέος, ασπράς, ασπράς