

Supplementary Regulations



28.29.30 July 2023

Rally di Roma Capitale

www.rallydiromacapitale.it

Follow us



RALLY di ROMA CAPITALE 2023

from 27 to 30 July 2023

FIA 2023 European Rally Championship for Drivers and Co-Drivers

FIA 2023 European Rally Championship for Teams

FIA 2023 ERC3 Championship for Drivers and Co-Drivers

FIA 2023 ERC4 Championship for Drivers and Co-Drivers

FIA 2023 ERC Junior Championship for Drivers

.....

ACI 2023 Italian Rally Championship

ACI 2023 Italian Rally Junior Championship

Organised by

Motorsport Italia Spa

SUPPLEMENTARY REGULATIONS

RALLY di ROMA CAPITALE
Albo d'oro 2013 – 2023

| | | | |
|------|----------------------------|---------------------------|---------------------|
| 2022 | <i>Campionato Europeo</i> | De Tommaso – Ascalone | Skoda Fabia Rally 2 |
| 2021 | <i>Campionato Europeo</i> | Basso – Granai | Skoda Fabia Rally 2 |
| 2020 | <i>Campionato Europeo</i> | Lukyanuk - Ereemeev | Citroen C5 R5 |
| 2019 | <i>Campionato Europeo</i> | Basso - Granai | Skoda Fabia R5 |
| 2018 | <i>Campionato Europeo</i> | Lukyanuk - Arnautov (RUS) | Ford Fiesta R5 |
| 2018 | <i>Campionato Italiano</i> | Basso - Lucca | Skoda Fabia R5 |
| 2017 | <i>Campionato Europeo</i> | Bouffier - Panseri (FRA) | Ford Fiesta R5 |
| 2017 | <i>Campionato Italiano</i> | Campedelli - Ometto | Ford Fiesta R5 |
| 2016 | | Scandola - D'Amore | Skoda Fabia R5 |
| 2015 | | Scandola - D'Amore | Skoda Fabia R5 |
| 2014 | | Di Cosimo - Papa | Ford Focus WRC |
| 2013 | | De Dominicis - Chiarcossi | Ford Focus WRC |

RALLY DI ROMA
Albo D'oro 1980 - 2004

| | | |
|------|-----------------------|------------------------------------|
| 2004 | De Dominicis - Pollet | Mitsubishi Lancer Evo VIII - Gr. N |
| 2003 | Longhi - Fappani | Subaru Impreza WRC |
| 1996 | Barchiesi - Parisi | Lancia Delta HF Gr. A |
| 1994 | Caldarola - Imperio | Toyota Celica st 185 - Gr. A |
| 1993 | Caldarola - Imperio | Lancia Delta HF - Gr. A |
| 1992 | Grossi - Amadori | Lancia Delta HF - Gr. A |
| 1991 | Maneo - Imperio | Lancia Delta 16v - Gr. A |
| 1990 | Maneo - Imperio | Lancia Delta 16v - Gr. A |
| 1989 | Barchiesi - Parisi | Bmw M3 - Gr. A |
| 1988 | Pigoli - Roda | Bmw M3 - Gr. A |
| 1987 | Pigoli - Roda | Lancia 037 - Gr. B |
| 1986 | Tabaton - Tedeschini | Lancia S4 - Gr. B |
| 1985 | Diana - Lucente | Opel Manta 400 - Gr. B |
| 1984 | Di Gioia - Oliva | Lancia 037 - Gr. B |
| 1983 | Scudieri - Pizzi | Porsche 911SC - Gr. 4 |
| 1982 | De Lorenzo - Luna | Opel Ascona 400 Gr. B |
| 1981 | Scudieri - Pezzati | Porsche 911SC - Gr. 4 |
| 1980 | Cavicchi - Rondinelli | Porsche 911SC - Gr. 4 |

CONTENTS

| | | |
|---|-------|---------|
| 1. Introduction | page | 4 |
| 2. Organisation | pages | 4 - 5 |
| 3. Programme | pages | 6 - 7 |
| 4. Entries | pages | 8 - 10 |
| 5. Insurance | pages | 10 - 11 |
| 6. Advertising and Identification | page | 11 |
| 7. Tyres | pages | 12 |
| 8. Fuel | page | 12 - 13 |
| 9. Reconnaissance | page | 13 - 14 |
| 10. Administrative Checks | page | 14 |
| 11. Scrutineering, Sealing and Marking | page | 14 - 15 |
| 12. Other procedures | pages | 15 - 18 |
| 13. Identification of Officials | page | 19 |
| 14. Prizes | page | 19 |
| 15. Final Checks - Protests - Appeals | page | 19 - 20 |

Appendices

| | | | |
|--------------------|---|-------|---------|
| Appendix 1a | Itinerary of Qualifying Stage, Shakedown, Ceremonial Start and Roma Parade | page | 21 |
| Appendix 1b | Itinerary of Sections 2 and 3 | page | 22 |
| Appendix 1c | Itinerary of Sections 4, 5 and 6 | page | 23 |
| Appendix 2 | Schedule of the Reconnaissance | page | 24 |
| Appendix 3 | Names and photographs Competitors Relations Officers | page | 24 |
| Appendix 4 | Decals and positioning of supplementary advertising | pages | 25 - 26 |
| Appendix 5 | Overalls, Helmets and other Safety Equipment (FIA Appendix L) | page | 27 |
| Appendix 6 | Reconnaissance Gps recorder - Installation instruction | page | 28 |
| Appendix 7 | Safety Tracking System - Installation Instruction | page | 29 - 48 |
| Appendix 8 | Fia E-Learning Platform | page | 49 |

1. INTRODUCTION

1.1 Preliminary Remarks

RALLY di ROMA CAPITALE 2023 will be run in compliance with the FIA International Sporting Code and its appendices, the 2023 FIA Regional Rally Sporting Regulations (RRSR), the National Sporting Regulations which comply with the FIA regulations, these Supplementary Regulations, and the WADA/NADA Codes and the FIA Anti-Doping Regulations, as amended from time to time.

The National Road Traffic Regulations shall apply. Modifications, amendments and/or changes to these Supplementary Regulations will be announced only by numbered and dated Bulletins (issued by the organiser or the Stewards). Additional information, without regulatory power, will be published in Rally Guide (RG), to be issued on Thursday 6 July on the event website: www.rallydiromacapitale.it The 2023 FIA Regional Rally Championship Sporting Regulations can be found on the website: www.fia.com

1.2 Road surface of the Special Stages

100% Tarmac.

1.3 Overall Special Stages distance and total route distance

- Special Stages distance: **km 189,50**
- Total route: **km 786,66**

2. ORGANISATION

2.1 Validity

2023 FIA titles for which the rally counts:

- FIA European Rally Championship for Drivers and Co-Drivers
- FIA European Rally Championship for Teams
- FIA ERC3 Championship for Drivers and Co-Drivers
- FIA ERC4 Championship for Drivers and Co-Drivers
- FIA Junior ERC Championship for Drivers

2023 ASN titles for which the rally counts:

- ACI Italian Rally Championship
- ACI Italian Rally Junior Championship

2.2 Visa numbers - FIA and ASN

- FIA visa: 06ERC/020623
- ASN visa: RM40/23/31.05

2.3 Organiser's name, address of the Permanent Office

2.3.1 Organiser

Motorsport Italia SPA

2.3.2 Address and Permanent Office of the organiser

Motorsport Italia SPA - Via Charles Lenormant, 154/156 - 00119 Roma

- Phone: +39 06 5218731 / +39 06 52311718
- Fax: +39 06 5271647
- Website: www.rallydiromacapitale.it
- E-mail: info@rallydiromacapitale.it

2.4 Organisation Committee

- | | |
|---|----------------------|
| - Member - Event Creator: | Mr. Max RENDINA |
| - Chairman - Motorsport Italia Manager: | Mr. Bruno DE PIANTO |
| - Member - Event co-ordinator: | Mr. Emanuele INGLESÌ |
| - Member - Relations with Government: | Mr. Simone FERRARO |

2.5 Stewards of the meeting

- Chairman (appointed by the FIA): Mr. Uwe SCHIMDT (DEU)
- FIA Steward: Mrs. Emilia ABEL (EST)
- ASN Steward: Mr. Angelo Raffaele PELILLO (ITA)
- Secretary to the Stewards: Mrs. Valeria RAVALLI

2.6 FIA Delegates

- Sporting Delegate: Mr. Miikka ANTTILA (FIN)
- Safety Delegate: Mr. Bertil KLARIN (SWE)
- Technical delegate: Mr. Emanuele SAGLIA (ITA)
- Assistant to the FIA Technical Delegate: Mr. Ludovic PATURET (FRA)

2.7 Senior Official

- Clerk of the course: TBA
- Deputy Clerk of the course: Mr. Marco CASCINO
- Chief Safety Officer: Mr. Gabriele CARNEVALE
- Deputy Safety Officer: Mr. Marcin FIEJDASZ
- Chief Medical Officer: Dr. Saul COLLINI
- Chief Scrutineer: Mr. Michele BOVINA
- Permanent Secretariat: Mrs. Elisabetta CARNEVALE DI MUGNO
- Sporting Secretary (during event only): Mrs. Veronica BERNARDI
- Competitors Relations Officer: Mr. Aris PRODANI
- Competitors Relations Officer: Mr. Maurice RAPHAEL
- Competitors Relations Officer: Mr. Tiziano TONIAL
- Press Officer: Mr. Matteo BELLAMOLI
- Route Manager: Mr. Emanuele INGLES
- Environment Manager: Mr. Antonio SAPIO

2.7.1 ASN Delegates

- Safety Advisor: Mr. Luciano TEDESCHINI
- Scrutineer: Mr. Marco BERRUTI
- Scrutineer: Mr. Giuseppe GARGIULO

2.8 Rally HQ - Media Centre

- Pala congressi Fiuggi - Via 4 Giugno - Fuggi
- Website: www.rallydiromacapitale.it
- E-mail: info@rallydiromacapitale.it / press@rallydiromacapitale.it

2.9 Official Notice Board (ONB - DNB)

As provided for in FIA ISC Art. 11.9.4 the Official Notice Board will be the Digital Official Notice Board (DNB) published on the event website: www.rallydiromacapitale.it

There will be no physical official notice board. Additionally, rally documents will also be available in the Sportity app (downloadable for iOS devices on Appstore and for Android devices on Google Play): Password is RDRC2023

All competitors will receive push notifications to Sportity app about the publication of any documents on the digital notice board.

2.10 Service Park (SP) location

Fiuggi, Viale degli Studi - **Service Park A**

Fiuggi, Parcheggio Fonte Anticolana - **Service Park B**

Service operations are allowed only in the two technical areas named (SPA-SPB). 8 minutes will be added to usual service time to allow drivers to drive between TC Service IN (SPA) and TC Service Out (SPB). Connection road should be driven at 30km/h following the Road Book. **All crews are obliged to use a liquid-proof mat under competition cars.** Drilling or any other damages to the surface of the Service Park have to be avoided. Each Competitor is liable for the damages to the Service Zone allocated to them. **The crews are responsible for the removal of their waste and sewage by dispensing them accordingly with their nature and by following Environmental Protocol.** After the rally, the Service Park has to be handed over in tidy condition. Failure to comply with this rule will result in a financial penalty of 500 Euro applied by the Clerk of the Course.

2.11 Parc Fermé (PF) location

Fiuggi Fonte - Piazza Martiri di Nassyria

3. PROGRAMME

3.1 Schedule before the rally week

| | | |
|--------------------------|---|--|
| Saturday 27 May | | |
| | - Supplementary Regulations published - Entries opening | www.rallydiromacapitale.it iscrizioni@rallydiromacapital.it |
| Thursday 06 July | | |
| | - Route Maps and Rally Guide details | www.rallydiromacapitale.it |
| Thursday 13 July | | |
| 23:59 | - Road Book issuing | www.rallydiromacapitale.it |
| | - Media Safety Book issuing | www.rallydiromacapitale.it |
| | - Closing date for entries and Co-drivers detail | http://registrations.fia.com/ercita |
| Wednesday 14 July | | |
| | - Closing date for ordering service park facilities and for consecutive service area requests | Permanent Office |
| | - Closing date for Shakedown registration (non-priority drivers) | Permanent Office |
| | - Closing date for placing fuel orders | fuelorder@panta.it info@p1racingfuels.com |
| | - Closing date for helicopters' registration | Permanent Office |
| Thursday 20 July | | |
| | - Entry List in seeded order published (approved by FIA) | DNB |
| | - Closing date for Media Accreditation | Permanent Office |

3.2 Schedule during the rally week

| | | |
|--------------------------|--|-------------------|
| Tuesday 25 July | | |
| 15:00 > 21:00 | Rally HQ opening hours | Rally HQ - Fiuggi |
| Wednesday 26 July | | |
| 08:00 > 23:00 | Rally HQ opening hours | Rally HQ - Fiuggi |
| 09:00 > 18:00 | Collective Test | |
| 10:00 > 21:00 | Service Park opening hours | Rally SP - Fiuggi |
| 12:00 | Media Centre opening hours | Rally HQ - Fiuggi |
| 14:00 > 21:00 | Registration for Reconnaissance and Optional Administrative Checks' (as per individual time published – One Team Member) - Collection of Road book and Maps - Collection of other documents and material - Collection of Reconnaissance GPS recorder - Collection of Rally Safety Tracking system | Rally HQ - Fiuggi |
| Thursday 27 July | | |
| 07:00 > 23:30 | Rally HQ and Media Centre opening hours | Rally HQ - Fiuggi |
| 08:00 > 23:00 | Service Park opening hours | Rally SP - Fiuggi |
| 07:30 > 20:00 | Reconnaissance | Appendix 2 |
| 08:00 > 13:00 | Administrative Checks' (as per individual time published - One Team Member) | Rally HQ - Fiuggi |

| | | |
|-------------------------|---|--|
| 08:00 > 20:00 | Scrutineering, sealing and marking (<i>all cars</i>) (<i>as per individual time published</i>) | Piazzale Nassyria - Fiuggi |
| 17:00 | Pre-event media meeting and Accreditation* | Rally HQ |
| 19:00 | Team Managers' Briefing (<i>ERC and ACI Sport / CIAR</i> <i>registered competitors</i>) | Rally HQ |
| 20:30 | Teams Briefing ITA** | Rally HQ |
| Friday 28 July | | |
| 05:30 > 24:00 | Rally HQ and Media Centre opening hours | Rally HQ |
| 06:00 > 10:00 | Reconnaissance | Appendix 2 |
| 07:00 > 08:00 | Re- scrutineering | Piazzale Nassyria - Fiuggi |
| 07:30 > 10:30 | Return of the Reconnaissance GPS Recorder | Rally HQ - Fiuggi |
| 08:00 > 10:00 | Free Practice for FIA & ERC Priority drivers | Fumone |
| 08:30 | Publication of Start List for Qualifying Stage | Rally DNB |
| 10:30 | Qualifying Stage for FIA & ERC Priority drivers | Fumone |
| 11:30 > 13:30 | Shakedown for Non-Priority drivers | Fumone |
| 12:30 | Publication of the QS Provisional Classification | Rally DNB |
| 13:00 | Publication of Start List for Ceremonial Start & Section 1 | Rally DNB |
| 15:30 > 17:30 | Reconnaissance SSS1 only foot or electric bicycle | Roma – Viale delle Terme di Traiano |
| 16:00 > 18:00 | Cars enters to Unloading Area | Roma - Via dell'Oceano Atlantico |
| As from 16:30 | Cars exit to Unloading Area to Ceremonial Start Area | Roma - Via dell'Oceano Atlantico |
| As from 18:00 | Cars enters the Ceremonial Start Area | Roma - Castel Sant'Angelo |
| 18:30 | Pre-event Press Conference (<i>FIA & ERC selected Drivers'</i>) | Roma - Castel Sant'Angelo |
| As from 19:00 | Start position selection for Section 2 (<i>for eligible ERC1 drivers</i>) Ceremonial Start and Roma Parade | Roma - Castel Sant'Angelo |
| 20:00 | Start of Rally (TCSSS- Section 1) | Roma – Via degli Annibaldi |
| 22:00 | Publication of Start list for Section 2 | Rally DNB |
| 22:35 | Arrival of Section 1 | Rally PF - Fiuggi |
| Saturday 29 July | | |
| 07:00 > 24:00 | Rally HQ and Media Centre opening hours | Rally HQ - Fiuggi |
| 09:00 | Start of Section 2 | Rally SP - Fiuggi |
| 18:08 | Arrival of Section 3 | Rally PF - Fiuggi |
| As from 18:18 | Flexy Service | Rally SP - Fiuggi |
| 22:00 | Publication of Start List for Section 4 | Rally DNB |
| Sunday 30 July | | |
| 05:30 > 23:00 | Rally HQ and Media Centre opening hours | Rally HQ - Fiuggi |
| 07:10 | Start of Section 4 | Rally PF - Fiuggi |
| 18:00 | Rally Finish - Finish Section6 | Corso Nuova Italia - Fiuggi |
| As from 18:30 | Podium - Prize Giving Ceremony and Post-event Press Conference | Corso Nuova Italia - Fiuggi |
| As from 19:00 | Final Scrutineering | Autofficina Sapio Fiuggi - Via Prenestina, 5 |
| 20:30 | Provisional Final Classification published | Rally DNB |

***Compulsory for all Media accreditation applicant**

All time: Local time = **GMT + 1**

4. ENTRIES

4.1 Closing date for entries

The entries closing date is **Thursday 13 July at 23:59**

4.2 Entry Procedure

Drivers wishing to participate in Rally di Roma Capitale 2023 must register on the FIA's online platform before the entries closing date. Priority drivers must complete the electronic form available at the WEBSITE: <https://registrations.fia.com/rally> Non-priority drivers must complete the electronic form available at the WEBSITE: <https://registrations.fia.com/ercita> Please note that the FIA registration platform requires a user ID and a password to access the entry system. The FIA will need time to register you in the system and open your user account. Please do not wait until the last moment to make your entry in order not to miss the entry closing date. The user account application is available through a link on the registration page stated above.

When entry is submitted, total amount of entry fee must be paid Copy of payment must be send to contabilita@motorsport-italia.com before entry closing date. Additional 10% fee will be added to late payments.

Foreign drivers must submit an approval from their ASN in the same e-mail. The entry must be accompanied by:

Copy of entry fee payment

Photocopies of competitor, driver and co-driver valid competition license (ASN authorization for foreign drivers)

Photocopies of the driver and co-driver valid driving license and passports-One passport photo for each member of the crew

FIA Passport-First page of homologation paper.

Car Insurance certificate-Car Registration Documents

4.3 Number of entrants accepted and Classes

4.3.1 Number of entrants accepted

The maximum number of entrants will be limited to 120. Acceptance will be granted as follows:

- FIA ERC entered drivers (All Championships)
- Drivers registered in the Italian Rally Championships (All Championships)

If more than 120 entries are received, the organiser reserve the right to decide which entries among the non-ERC / non-FIA priority drivers will not be accepted. In case an entry is not accepted the organizer will refund the entry fee reduced by any bank charges incurred during the banking process.

4.3.2 Classes of cars

| CLASSES | GROUPS |
|------------|---|
| RC2 | Group Rally2 |
| | - Group Rally2 cars conforming to the 2023 Appendix J, Art. 261 |
| | Group Rally2 Kit (VR4K) |
| | - Cars fitted with R4 Kit conforming to the 2023 Appendix J, Art. 260E |
| RGT | Group NR4 over 2000cc |
| | - Group N cars conforming to the 2019 Appendix J, Art. 254 |
| RC3 | S2000-Rally : 2.0 Atmospheric |
| | - Super 2000 cars (conforming to the 2013 Appendix J, Art. 254A) |
| RC4 | Rally3 (atmo over 1390cc and up to 2000cc and turbo over 927cc and up to 1620cc) |
| | - Group Rally3 cars homologated from 01/01/2021 and conforming to the 2023 Appendix J, Art. 260 |
| RC4 | Rally 4 (atmo / over 1390cc and up to 2000cc and turbo over 927cc and up to 1333cc) |
| | - Group Rally4 cars homologated from 01/01/2019 and conforming to the 2023 Appendix J, Art.260 |
| | - Group R2 cars homologated before 31/12/2018 and conforming to the 2018 Appendix J, Art.260 |
| RC4 | R3 (atmo / over 1600cc and up to 2000cc and turbo over 1067cc and up to 1333cc) |
| | - Group R cars homologated before 31/12/2019 and conforming to the 2019 Appendix J, Art. 260 |
| RC4 | R3 (turbo / up to 1620cc / nominal |
| | - Group R cars homologated before 31/12/2019 and conforming to the 2019 Appendix J, Art 260D |

| | | |
|------------|--|---|
| | Group A up to 2000cc | - Group A cars conforming to the 2019 Appendix J, Art.255 |
| RC5 | Rally5 (atmo up to 1600cc and turbo up to 1333cc) | - Group Rally5 cars homologated from 01/01/2019 and conforming to the 2023 Appendix J, Art. 260 |
| | Rally5 (atmo up to 1600cc and turbo up to 1067cc) | - Group R1 cars homologated before 31/12/2018 and conforming to the 2018 Appendix J, Art. 260 |

4.3.3 Additional provisions

- Cars homologated as Kit Car and Super 1600 are not allowed.
- For drivers entered with a Rally2 car complying with 2020 Appendix J, Art. 261, it will be possible to use the old part after applying a joker (except reliability and safety jokers).
- For drivers entered with a Super 2000-Rally car complying with 2013 Appendix J, Art. 255A, it will be possible to use lapsed errata without any penalty.
- An FIA technical passport is mandatory for S2000, Rally2 and RGT cars.
- RGT cars in compliance with 2019 Appendix J, Art. 256 must have a valid FIA RGT technical passport.

4.4 Entry fees / Packages

4.4.1 Entry fees (As per national law 22% VAT must be added to all amount below)

4.4.1.1 Private entrant

| Fees for | ERC | ERC 3 | ERC 4 | ERC JUNIOR |
|---|------------|------------|----------|------------|
| Carrying the optional organiser's advertising | € 3.900,00 | € 3.600,00 | 2.990,00 | € 1.200,00 |
| Not carrying the optional organiser's advertising | € 5.500,00 | € 4.500,00 | 3.900,00 | € 2.500,00 |

4.4.1.2 Legal entrant (per car)

| Fees for | ERC | ERC 3 | ERC 4 | ERC JUNIOR |
|---|------------|------------|----------|------------|
| Carrying the optional organiser's advertising | € 4.100,00 | € 3.800,00 | 3.400,00 | € 1.200,00 |
| Not carrying the optional organiser's advertising | € 6.000,00 | € 4.900,00 | 4.500,00 | € 2.800,00 |

Private entrant

- A member of the crew, holding a personal entrant license, who enters his / her own car and competes under his / her own name.

Legal entrant

- An ASN, a Company, a Team or a Sporting Association holding a legal entrant's license who enters one or more cars.

4.4.1.3 Fees for national entered crews

As per ACI Sport decision, fees for national entered crew is reserved only to crews (both drivers) holding a ACI Sport license, using CIAR SPARCO advertising in the front windscreen and scoring points in the ACI Sport - 2023 Italian Rally Championships (CIAR SPARCO). Any activity held in the city of Rome will be Free of Charge for all Crews.

4.5 Payment details

The entry fee must be paid by bank transfer to the organiser's bank account:

- Name of the Bank: Banca Popolare di Novara - Agenzia Piazza F. Macedone - 00124 Roma
- Account name: Motorsport Italia Spa
- SWIFT / BIC Code: BAPPIT21N87
- IBAN: IT34N 05034 03233 000000002247
- Reason for payment (compulsory): Entry fee Rally Roma Capitale 2023 - Entrant name

All charges incurred by the Bank must be paid by the entrant in addition to the entry fees.

Cheques will not be accepted.

Competitors must certify their payment to organiser by e-mail (contabilita@motorsport-italia.com). The name of the entrant and of the driver must be mentioned on the e-mail.

4.5.1 Packages

The following table describes the contents of the packages for Legal and Private entrants:

| | ERC Team Legal entry | ERC Team Private entry | ERC Team Junior | ACI Sport Legal entry CIAR entered drivers | ACI Sport licence holder drivers |
|-----------------------------------|--|--|---|---|--|
| ERC Priority | ERC / ERC3 ERC4 | ERC / ERC3 ERC4 | ERC4 | Non-priority | Non-priority |
| Vehicle Plates, per car: | | | | | |
| Service plates | 2 | 1 | 1 | 2 | 1 |
| Auxiliary plates | 1 | 1 | 0 | 1 | 0 |
| VIP / Guest plates | 1 | 0 | 0 | 1 | 0 |
| Services: | | | | | |
| Access to ERC service area | Yes | Yes | Yes | Yes | Yes |
| Area in Service Park | 150 m ² for 1 car + 50 m ² for each add. car | 100 m ² for 1 car + 50 m ² for each add. car | 90 m ² / car + 50 m ² for each add. car | 100 m ² / car (10 x 10mt) + 50 m ² for each add. car | 60 m ² / car (6 x 10 mt) + 50 m ² for each add. Car |
| Passes, per car: | | | | | |
| Crew | 2 | 2 | 2 | 2 | 2 |
| Team | 6 | 6 | 6 | 5 | 3 |
| Printed material, per car: | | | | | |
| Road book sets | 2* | 1* | 1* | 1* | 1* |
| Programmes | 2 | 1 | 1 | 2 | 1 |

(*100,00 euro each additional set)

4.6 Refunds

Entry fees will be refunded in full:

- To entrants whose entry has not been accepted.
- In case organizers cancel the event.

5. INSURANCE

5.1 Introductory remarks

The entry fee includes the Insurance Policy for the crew's civil liability to third parties for risks arising from circulation during the rally, along the route (fixed route and/or alternative) described in the Road book or in Rally Guide or given out by Bulletins.

5.2 Damages covered by the insurance

The Insurance Policy of the organiser is covering only the damages caused to third parties or properties of third parties by the organisers or by drivers entered in the rally. Any other damage suffered by the drivers or vehicles entered in the rally are not covered by the insurance.

5.3 Organisers' responsibility

The organiser decline liability for any accident suffered by competitors or competing cars during the duration of the entire event, even in case of cataclysm, riots, demonstrations, vandalism, etc. Entrants and crew members shall suffer all the consequences (material, criminal and sporting) raised by any type of accident.

5.4 Insurance coverage

The maximum amount covered by the Insurance Policy is **€ 25,000,000.00** for damages to person and for damages to goods.

5.5 Duration of the insurance coverage

This insurance for all competitors, will become effective at the start of the car scrutineering. The insurance ceases at the end of the event (60 minutes after the opening of parc ferme') or at the end of the post-event scrutineering (for the selected cars), in case of withdrawal, disqualification or exclusion from the rally.

In case of withdrawal, the time taken into account will be the closing time of the following TC.

Cars having retired and **restarting the next day** (Art. 54 of the 2023 FIA RR Sporting Regulations) shall not be considered to have permanently retired.

5.6 Assistance or service vehicles

Vehicles carrying "Service" or "Auxiliary" plates and / or any other plate issued by the Organisers, with the exclusion of Organisers' Safety and Zero cars and cars used by Officials and Delegates listed in this Supplementary Regulations, are not covered by the event's Insurance Policy. These vehicles circulate under their owners' responsibility and shall have their own insurance.

5.7 Insurance during reconnaissance

Vehicles used by the crews during reconnaissance, even if bearing the event's specific stickers, must be insured by their owners. The organisers bear no responsibility for such vehicles. This same rule applies to the drivers taking part in reconnaissance only.

5.8 Accident notification

In case of an accident the competitor or his representative must immediately notify it to the Clerk of the course. Place, circumstances under which the accident occurred, causes and consequences must be described.

Likewise, the names and addresses of any witness or injured person must be indicated.

5.9 Road Insurance

All crews at Administrative Checks have to hand in a valid motor third party liability insurance policy for their rally car - International Green Card. Without this card, the crew won't be permitted to start.

6. ADVERTISING AND IDENTIFICATION

6.1 Advertising restrictions

Tobacco or tobacco products' advertising is prohibited in Italy. This law applies to competing and service cars, equipment and clothing.

6.2 The organiser's advertising

6.2.1 The organiser's advertising on the competing car (see the drawing in Appendix 4 to these SR) is:

- Front rally plate: **2**
- Competition number on front doors of the car:
- Competition number on the roof of the car:
- Rear window panel of the car:
- Front/Rear Windscreen Top Line (mandatory only for drivers that wishes to score points in Italian Championship).

All missing information will be provided in a later bulletin

6.2.2 The organiser's optional advertising on the front door of the competing car (see the drawing shown in Appendix 4 to these SR) is:

- Front left door (20 x 40cm):
- Front right door (20 x 40cm):
- Front fender LH and RH (20 x 12cm)

All missing information will be provided in a later bulletin

6.3 Identification

Competition numbers and rally plates, according to Art. 27 of the 2023 FIA RR Sporting Regulations and Appendix 4 to these SR, will be issued by the organiser.

Numbers and plates must be affixed on the rally car before the car is brought to the pre-event scrutineering and must be visible throughout the duration of the entire rally.

7. TYRES

7.1 Tyres specified for use during the rally

In addition to complying with the 2023 FIA RR Sporting Regulations, the following quantities of tyre are confirmed for use. Drivers wishing to score ERC points must use tyre from registered manufacturers.

A list of nominated tyre manufactures is published on [FIA.com](https://www.fia.com)

| Cars | Max. number of tyres | Extra for Shakedown | Total for rally |
|------------------|----------------------|---------------------|-----------------|
| RC2, RC3 and RGT | 16 | free | 16 |
| RC4 and RC5 | 12 | free | 12 |

7.2 Eligible tyres for the ERC Junior Championships

7.2.1 For the ERC Junior Championships, only Hankook tyres are eligible.

Additional information will be published by means of a bulletin.

| TYRE MANUFACTURES: | SIZE | NAME | USAGE |
|--------------------|------|------|-------|
| HANKOOK | TBA | TBA | TBA |
| HANKOOK | TBA | TBA | TBA |

7.2.2 If tyres are purchased in another Junior ERC event before the rally, such tyre must be presented to Hankook before scrutineering for barcode checking.

7.2.3 A driver may use only those tyres that have been registered for his car.

7.3 Tyres for Qualifying Stage

7.3.1 For competitors eligible to take part in Qualifying, tyres will be taken from the overall quantity as per Art. V1a 15.1, except the spare wheel(s) fitted in the car.

7.3.2 For Free Practice and Shakedown tires will not count from the overall quantity-

7.4 Tyre marking

7.4.1 Tyre marking for the tyres that will be used during the Qualifying will be placed between the TCQS and START QS.

7.4.2 Tyre marking for the tyres will be organised before TCSSS and at Service Parks OUT, after **TC1D, TC7F, TC10C**, as shown in the Road Book.

7.5 Tyres for use on reconnaissance

Only road-homologated series production tyres for asphalt are allowed.

8. FUEL

8.1 Refuelling and procedures

8.1.1 **Locations:** as per Art. 61.1 of the 2023 FIA RR Sporting Regulations.

8.1.2 **Procedure in RA:** as per Art. 61.2 of the 2023 FIA RR Sporting

Regulations. **Fuel use (Art. 62 of 2023 FIA ERC Sporting Regulations)**

8.2.1 Type of fuel

8.2.1.1 Fuel for drivers entered in ERC, ER3, ERC4 & RGT

All types of fuel must comply with Appendix J, Art. 252.9 Panta Fuel will also be available at any RZ. Panta Fuel can be ordered by completing a form available in the rally website and will be distributed directly to rally cars during the rally, in the RA. Competitors not using PANTA fuel supplier must provide their own environmental mat to protect the ground inside the refuelling area.

8.2.1.2 Fuel for ERC Junior competitors

The use of **Panta Fuel is compulsory**. Panta Fuel can be ordered by completing the form available in the rally website and will be distributed directly to rally cars during the rally, in the RA.

Competitors are responsible for agreements taken directly with the supplier, as far as concern supply and payment. The price of the fuel including service is **€ 2,50 per litre (VAT excluded)**.

8.2.1.3 Fuel for ACI Sport CIR entered drivers and for any ACI Sport licence holder driver

The use of **Panta Fuel is compulsory for all the drivers wishing to score points in CIR**. Panta Fuel can be ordered by completing the form available in the rally website and will be distributed directly to rally cars during the rally, in the RZ.

Competitors are responsible for agreements taken directly with the supplier, as far as concern supply and payment.

8.2.1.4 Closing date for Panta Fuel order

As per Art. 3 - PROGRAMME of these SR.

8.3 Refuelling Location

8.3.1 Refuelling RAQS and RASD and Refuelling for Ceremonial Start - Roma Parade will take place after SP OUT, as described in the Road book, as from 07:00.

8.3.2 Refuelling for Leg 1

will take place to Fiuggi after SP OUT, as per Road Book and Rally Guide

8.3.3 Refuelling for Leg 2

Located in Ceperano - Bar del Sole, as per Road book and Rally Guide

8.4 Cars equipped solely with FIA-specified refuel couplings and using fuel as per Art. 61.1.2 of the 2023 FIA RR Sporting Regulations must transport the adaptor in the car and show it at pre-rally scrutineering.

9. RECONNAISSANCE

9.1 Procedure for reconnaissance registration

Reconnaissance registration will take place as follows:

- Venue: Rally HQ - Pala Congressi Fiuggi, Via 4 Giugno - Fiuggi
- Dates and time:
 - **Wednesday 26 July from 14:00 to 21:00. (as per individual time published in a bulletin)**
 - **Thursday 22 July from 08:00 to 13:00. (as per individual time published in a bulletin)**

One Crew member or One Team Member must be present at the registration as the administrative checks will be carried out at the same time.

At registration a "Reconnaissance Card" will be issued and has to be filled in and signed with all details of the car that will be used. This card has to be kept inside the car during reconnaissance.

Should a crew change reconnaissance car the Secretariat must be informed of the details of the new car, Reconnaissance GPS recorder and stickers must be fitted on the new car.

The identification "R" numbered sticker given at the reconnaissance registration shall be displayed and remain visible during reconnaissance on the top middle part of the windscreen.

Organiser will supply also 2 stickers that must be affixed on the side (right and left) of the car in use for reconnaissance.

9.2 Specific and/or National restrictions

9.2.1 A maximum of 2 (two) passages is permitted over each SS, the FP/QS and Shakedown during reconnaissance.

SS run twice or three passage are considered to be one stage.

9.2.2 All passages on the SS and the SSS, the FP/QS and Shakedown will be recorded by Marshals.

The maximum speed allowed during reconnaissance **on SS is 70 km/h** unless another speed limit is indicated by traffic signs or written instructions on the Road book or in a Bulletin.

Competitors not respecting the allowed speed limit will be penalised as per Art. 34.2.2, 34.2.3 and 34.2.5 of the 2023 FIA RR Sporting Regulations.

9.3 Installation of speed control checking devices for Reconnaissance - Location of collection and rental fee

All cars must carry a speed control checking device "Reconnaissance Tracker recorder" on board during reconnaissance. The device will be provided by RDS Company during Administrative Checks, on Wednesday 26 (*Optional*) or Thursday 27 July as per Art. 3 - PROGRAMME of these SR.

The following rental fees, not refundable, will be charged when collecting the equipment:

- ERC drivers: **€ 200.00**
- Other drivers: **€ 200.00**

9.3.1 Return of Reconnaissance GPS recorders

Reconnaissance GPS recorders have to be returned as stated in Art. 3 - PROGRAMME of these SR.

10. ADMINISTRATIVE CHECKS

10.1 Documents to be presented

Administrative Check will be organized remotely when entry is received.

Organizer must receive all copies of these documents by email in advanced to the email:

Veronica.bernardi@motorsport-italia.com

At administrative checks the Entry Form must be brought with original signature of competitor and drivers and following documents will be checked by the organiser during the administrative checks:

- Competitor licence.
- Driver and co-driver competition licences.
- Driver and co-driver valid driving licences, passports or ID.
- ASN authorization, for all foreign drivers and co-drivers.
- Insurance cover for repatriation (non-Italian crews).
- Documents and registration papers of the rally car including the car Insurance Policy.
- Certificate of completion for the FIA eLearning Course on FIA Safety Tracking Device (Driver & Codriver)

In order to avoid problems on the road sections and on the motorway open to the normal vehicular traffic, the Police and the Administrative Authorities have provided that the all cars must have a valid insurance covering the third party liability and that original of all documents, insurance including, must be inside the car.

Original licence plate must be fitted on the car every time is driven in the motorway

Original licence plate must be also fitted in the car for technical scrutineering.

10.2 Venue and timetable

- Venue: Rally HQ - Pala Congressi Fiuggi, Via 4 Giugno - Fiuggi
- Dates and time:
 - **Wednesday 21 July from 14:00 to 22:00.** (as per individual time published in a bulletin)
 - **Thursday 22 July from 08:00 to 13:00.** (as per individual time published in a bulletin)

11. SCRUTINEERING, SEALING AND MARKING

11.1 Scrutineering venue and timetable

- Venue: **Fiuggi - Piazzale Nassirya,**
- Date and time: **Thursday 22 July from 08:00 to 21:00** (as per individual time published in a Bulletin).

11.1.1 General principles

- Cars may be presented at scrutineering by a representative of the Team.
- Competitor must show the car's complete certified homologation documents:
- Scrutineering card, • Vehicle FIA technical passport, when it's applicable, • Vehicle ASN technical passport, when it's applicable, • Vehicle original FIA homologation form

11.1.2 Sealing and Marking

Car's chassis and engine will be marked as prescribed in Art. 31.1 of the 2023 FIA RR Sporting Regulations. Sealing of the cars' mechanical components (fitted on the cars and spares) will be carried out according to the 2023 FIA RR Sporting Regulations, Art. 16.

All cars must have their sump guards removed for sealing of gearboxes and differentials; these parts must be kept in the car for the weighing procedure. Cars and mechanical components must be provided with holes for sealing.

The transmissions (fitted on the cars and spares) of ASN priority drivers or drivers who do score points in Italian Championship must be sealed. The transmissions (fitted on the cars and spares) of non-priority drivers who do not score point in Italian Championship will not be sealed. After pre-rally Scrutineering, any change of sealed component must be notified by the competitor to the following email: erc-technical@fia.com. This notification must be received prior the part change.

11.2 Mud Flaps

Fitting and use of mud flaps, comply with Art. 252.7.7 of FIA Appendix J, is permitted but not compulsory.

11.3 Windows / Nets

The use of transparent and colourless anti-shatter films (maximum thickness: 100 microns) is compulsory on side and sunroof windows, unless they are in polycarbonate (see Art. 253.11 of FIA Appendix J).

Rear side and sunroof windows may use silvered or tinted films (see conditions below) in replacement of transparent and colourless anti-shatter films.

The use of silvered or tinted films is authorised, on the rear side windows, on the rear window and on the sunroof, on the following conditions:

- Silvered or tinted films fitted on rear side windows must have an opening equivalent to the surface of a circle of 70 mm in diameter so that the driver as well as the contents of the car may be seen from the outside.

11.4 Driver's safety equipment

All items of drivers clothing including helmets and FHR device intended to be used, must be in compliance with FIA Appendix L - Chapter III and will be checked at pre-event scrutineering.

11.5 Noise level (2023 FIA RR Sporting Regulations, Art. 18.3)

At any time on the road sections, the noise level must be in conformity with FIA Appendix J.

11.6 Special and / or National requirements - Cars equipment

11.6.1 Competing cars must be equipped with:

- A reflective triangle.
- One red "SOS" sign and on the reverse a green "OK" sign measuring at least 42 x 29,7 cm (A/3 size).
- Two fluorescent jackets (one per each member of the crew).

11.6.2 In order to avoid problems on the road sections and on the motorway open to the normal vehicular traffic, the Police and the Administrative Authorities have provided the followings:

- The original rear car plate must be positioned on the original position.
- The front car plate can be replaced by a sticker but the original plate must be inside the car
- Original of car document and certificate of 3rd party insurance must be always inside the car.

11.7 Fitting of the Safety Emergency & Tracking Device (2023 FIA RR Sporting Regulations - Art. 18.2)

The Rally Tracking System will be supplied by **STATUS Awareness System (SAS)**, all competitors must arrange their rally car(s) for the mounting a SAS Safety Emergency & Tracking Device.

Installations instruction can be found in appendix 7. The correct mounting and functioning of the equipment will be checked at pre-event scrutineering.

At the end of the Rally SAS Company will charge to competitors all damages occurred to their devices.

The SAS Safety Emergency & Tracking Device will be distributed as per Article 3 - PROGRAMME of the present SR and will be returned in the Final Parc Fermé where the cars must be left open for this purpose.

In case of retirement the device must be returned to SAS Company in Service Park no later than 30 minutes after the publication of the final classification.

11.8 ON board Camera

Competitors wishing to use an on-board camera must supply the following information to the Promoter accreditation@fiaerc.com at least week before the start of reconnaissance: competitor's name, car number, competitor's address, and brand and model name of the device used.

Unless otherwise approved, all footage is for personal use and must not distributed or communicated via any method.

12. OTHER PROCEDURES

12.1 Ceremonial Start / Roma Parade

12.1.1 Participation

Participation to Ceremonial Start and Roma Parade are compulsory for all admitted crew and cars. All infringement will be reported to the stewards.

12.1.2 Rally cars transfer from Fiuggi SP to Roma-Via dell'Oceano Atlantico

Competitors are free to transfer the rally cars on **Friday 28 July, to Roma-Via dell'Oceano Atlantico** by road or transport. The meeting point for all rally cars for the Pre-Ceremonial Start Holding Area is the area called Roma-Via dell'Oceano Atlantico (map will be published on the Road book and on the Rally Guide).

The Itinerary from Service Parc Fiuggi to Roma-Via dell'Oceano Atlantico is included on the Road book and on Rally Guide.

Only rally cars or team vehicles carrying Service or Auxiliary plates or transport truck provided by organisers are allowed to enter the **Roma-Via dell'Oceano Atlantico, as from 16:00 to 18:00**.

Team's trucks will be allowed to enter in this area only for the purpose of unloading the competing cars.

12.1.3 Rally cars transfer from Fiuggi-Stadio Area to Roma-Via dell'Oceano Atlantico by Organiser's transporters

A transportation service from Fiuggi-Stadio Area to Roma-Via dell'Oceano Atlantico will be provided by organisers with extra cost of **€ 350,00 (VAT 22% included)**.

Any team who might want to use this service shall contact the organisers before **Monday 24 July, at 18:00**.

As **from 13:30 to 14:45 on Friday 28 July** competitors must drive the competing cars to Fiuggi-Stadio Area for cars loading on the transporters. The loading must be made by a member of each team. No rally cars will be loaded unless a team member is present in order to assure the operation.

Entering Fiuggi-Stadio Area Cars Loading Area outside the indicated time will incur a cash **penalty of € 200,00**.

As **from 15:00** the convoy of transporters will move from Fiuggi-Stadio Area to Roma-Via dell'Oceano Atlantico.

As **from 16:00** a representative of each competitor must unload the competing car in Roma-Via dell'Oceano Atlantico. If during the unloading operations at the scheduled time no team member is present the unloading will be carried out by the transporter being any risk full responsibility of the team.

12.1.4 Servicing in Roma-Via dell'Oceano Atlantico

Teams are allowed to work on the car in this area, no work is permitted on the competing car after it left the unload area in Via dell'Oceano Atlantico at any time until the individual start to Roma-Castel Sant'Angelo, location for Ceremonial Start.

12.1.5 Ceremonial Start Pre-activity

The itinerary from Roma-Via dell'Oceano Atlantico to Roma-Castel Sant'Angelo Ceremonial Start area is included on the Road book and on the Rally Guide.

The individual start time from Roma-Via dell'Oceano Atlantico to Roma-Castel Sant'Angelo is at the competitor's discretion; cars must enter Roma-Castel Sant'Angelo Ceremonial Start area **before 18:45**

From the moment cars arrive at Roma-Castel Sant'Angelo Ceremonial Start area repairs or any assistance will not be allowed.

Access to the Ceremonial Start area is limited to crews, to officials and media, holding a appropriate pass.

12.1.6 Reconnaissance SSS1

As from 15:30 to 17:30 the reconnaissance are authorized only foot or electric bicycle

12.1.7 Ceremonial Start - Rally cars transfer from Podium-Ceremonial Start to Roma - Via degli Annibaldi Holding Area before SSS1 (Rally Start - TC SSS)

Ceremonial Start will take place on **Friday 28 July from 19:00** in Roma-Castel Sant'Angelo.

First group of cars will be composed by all RC2 cars allowed to choose their starting position followed by all the other cars in numerical order.

The transfer of competing cars from Podium-Ceremonial Start up to Roma – Via degli Annibaldi holding Area before SSS1 (Rally Start - TC SSS) (see the RB) will take place in group of 15 cars, escorted by Motorcyclists of Roma Municipality Police at a moderate speed. Road traffic law must be respected during the whole duration of the convoy. All infringement will be reported to the Stewards.

12.1.8 Rally Start - TCSSS

TC SSS is the Rally Start and Start of Section 1 on Friday 28 July at 20:00 located in Roma Via degli Annibaldi. The crew must be ready in front of TC SSS 10 minute before their starting time unless different instruction given by the marshals. Via degli Annibaldi is partially open to traffic for citizen leaving in the area, for this reason is important to follow Marshals instruction on site to have the smother possible impact on the local traffic.

12.2 Starting system of special stages

A board with an electronic countdown time system, shown by the second, will be displayed at the start of each SS and will function as follows:

12.2.1 30 seconds before the start a red light comes on.

12.2.2 10 seconds to GO - 1(short) beep + red zone and red light

12.2.3 5 seconds to GO - 1 (short) beep every sec + yellow zone and yellow light flashing

12.2.4 "GO" Signal: Green light + Start beep after "GO" Signal: 20 seconds free start + green zone and green light.

The starting light system includes a clock synchronised with the chronometer and start line detection.

12.2.5 Device (photo beam) that will record jump starts. The distance of the jump-start beam and the start line is 50 cm. If the lights fail to function the start will be given manually, as mentioned in article 37.3 of the FIA 2023 RR Sporting Regulations.

12.3 Finish procedure and Prize-Giving

The finish of the rally is at **TC 13A**. From **TC 13A** up to the finish ramp, competitors will be under Parc Fermé conditions and must follow marshals' instructions. This area will be open only to Officials holding the appropriate pass and the Media for interviews. Following the finish ramp competitors will drive their cars to the adjacent Parc Fermé, unless they will be driven to final scrutineering.

Prizes for all competitors/crews will be awarded on the ramp, except for the first, second and third in the final classification where an "Olympic-style" podium will be used.

12.4 Early check-in at TCs

Following the Italian "Codice della Strada" (Road Rules) prescriptions, early check-in is not allowed at any TC, except **TC6C-Flexi Service OUT**; penalties as per 2023 FIA RR Sporting Regulations will be applied

12.5 Super Special Stage (SSS1) Colosseo Aci Roma Procedure

12.5.1 Super Special Stage (SSS1 Colosseo)Aci Roma Description

SSS1 Colosseo Aci roma will consist in:

- a start section of 0,07 Km
- a section of 0,6 km to be run twice 1,20 Km
- an arrival section of 0,03 km

The whole stage consists in 1,30 km

Itinerary of SSS1 Colosseo is described on the Road Book and map.

SSS1 Colosseo Aci Roma will be run under Super special Stage regulations and will count towards final results.

One car at the time will start the stage.

All cars will take the start at the minimum interval of 1 minute.

Crew will follow the route of the stage and are reminder to respect the marshal's instructions.

After SSS1 Colosseo Aci Roma drivers should drive their cars back to Fiuggi TCSSS1A (overnight parc ferme'), following the Road Book.

SSS1 Colosseo Aci Roma will be counts as CIAR Power Stage.

12.5.2 Super Special Stage Colosseo Aci Roma Start Procedure

Any warming of tyres is forbidden before stage start. Tyre Marking will be located **after TCSSS**. Immediately after tyre marking, cars will be conducted to the SSS1 Start line. At the start of SSS1 will be placed an electronic starting equipment connected with a photocell for detecting false start. Photocell will be positioned 50 cm after the starting line.

Considering that the stage consists in almost 2 laps of the same circuit and the each car will pass very close to the starting line on their second lap, for safety reasons the green light to start the stage could be given to each

driver at a fraction of the starting minute. The start procedure consists in 30 second countdown:

- 5 second before the start an orange light goes on every second.
- At the 0 second the Green light oes on with the wording GO

12.5.3 Running of Super Special Stage Colosseo Aci roma

If the running of the SSS1 is interrupted, this will be signalled to the drivers by the red flag.

When red flightwill be shown the drivers must immediately reduce the speed, acknowledge by following the

Procedure on the tracking display and follow the instructions of marshals and /or Official.

Failure to comply with this rule will entail in a penalty at the discretion of the Stewards.

If the SSS1 will be interrupted or stopped for any reasons, Art. 52 of the 2023 FIA RR Sporting Regulations will apply.

12.5.4 Maximum time allow for SSS1

The maximum time for complete the SSS1 is 4 minute.

Any crew which fails to complete the SSS1 within this maximum time will be considered retired with the possibility to re-start the rally in accordance to Art.54 of the FIA Regional Rally Sporting Regulations.

Should a car stop in SSS1, it will immediately be removed, transported or pushed to the road section after the STOP Control. Any car which fails to complete the SSS1 will be penalised as per the 2023 FIA Regional Rally Sporting Regulations Art. 54.2 and will be deemed to re-start from TC1B respecting the requirements of the FIA Regional rally Sporting Regulations Art. 55, unless the competitor notifies the Organiser his intention of not restarting

12.5.5 Respecting of correct Route

For any crew not respecting the correct route during SSS1 a 4-minute stage time will be allocated.

12.6 Re - start after retirement

Any competing car which fails to complete a Section will be assumed to restart the rally from the start of the next Section following the overnight regroup unless they confirm otherwise with the Clerk of the Course by completing of the form located in the rear of the road book ('No re-start after retirement') and lodging it with the Organizer as soon as possible and, if feasible, before the publication of the re-startlist.

Information of Intention of no Readmission Any car which retires in accordance with the above, may be repaired. However, the car must report to the overnight Parc Fermé, no later than 60 minutes before the scheduled start of 1st of the next Section following the overnight regroup. The crew will be informed of the time for re-scrutineering.

12.7 Official time used during the Rally

Throughout the rally, the official time will be CET (Central European Time) (UTC+2)

12.8 Flexi Service

The competing car may be driven by an authorised representative of the competitor only once from parc fermé to the service park and vice versa, respecting all the formalities and related penalties.

12.9 Media Zones

A Media Zone will be established prior to the entrance of the Service park during Leg 1 **TC4C**, and prior to the entrance of the Regroupings during Leg 2 **TC10A**

A Media Zone will be also established before **TC13A** and the Finish Ramp.

12.10 Tyre Fitting Area (2023 FIA RR Sporting Regulations, Art. 60.5)

A Tyre Fitting Area will be located during Leg 2 in Arce – Karting circuit Valle del Liri, as per Road Book and Rally Guide. TFA will be regulated as per 2023 FIA RR Sporting Regulations, Art. 60.5

12.11 On-board camera data exchange and maintenance points

Such points will be communicated in a bulletin, following the request of the Championship Promoter.

12.12 Removal of cars from the final Parc Fermé (Sunday 30 July)

Cars may be removed from final Parc Fermé once the Stewards authorise its opening. Provided that the above takes place as scheduled, all cars must be removed **no later than 24:00**.

In order to collect their cars, drivers or their authorised representative must present to the marshal in charge the "Removal of car from the final PF" document issued by the Organiser. This document will be distributed to competitors when entering the final PF.

12.13 Testing

Drivers and/or registered Teams who intends to test during the two weeks preceding the rally are obligated to make a request to the organiser according to the Art. 68 in ERC section of 2023 FIA RR Sporting Regulations.

Organisers will organise a test **on Wednesday prior the event**. The form to attend the test must be downloaded on the rally website.

13. IDENTIFICATION OF OFFICIALS

Officials will wear Tabards with the following colours:

- SS Commander: Red tabard with "Stage Commander-Capo Prova" text.
- SS Safety Officer: Orange tabard with white stripe and "Safety" text.
- Marshal: Orange tabard with "Marshal" legend.
- SS Radio Point Marshal: Orange tabard with black "Radio flash" text.
- Doctor: White tabard with "Doctor" text.
- Timekeeper: Blue tabard with "Timekeeper" text.
- Scrutineer: Black tabard with "Scrutineer" text.
- Competitors' Relations Officer: Red tabard with "Competitor Relations" text.

14. PRIZES

14.1 Overall Classification

- Overall winner: Two awards (driver and co-driver)
- Second and Third: Two awards (driver and co-driver)

14.2 Other Classifications

14.2.1 FIA ERC Classifications

- Overall winner: Two awards (driver and co-driver)
- Second and Third: Two awards (driver and co-driver)

14.2.2 FIA ERC 3 Classifications

- Overall winner: Two awards (driver and co-driver)
- Second and Third: Two awards (driver and co-driver)

14.2.3 FIA ERC 4 Classifications

- Overall winner: Two awards (driver and co-driver)
- Second and Third: Two awards (driver and co-driver)

14.2.4 FIA Junior ERC Classifications

- Overall winner: Two awards (driver and co-driver)
- Second and Third: Two awards (driver and co-driver)

14.2.5 ERC Tyre Trophy for Tyre Manufacturers

- Overall winner.

14.5 All other classified crews

All other classified crew will receive "Classified crew" awards (driver and co-driver).

15. FINAL CHECKS – PROTESTS and APPEAL

15.1 Final checks

Post event scrutineering will take place on **Sunday 25 July, as from 19:30** at Autofficina Sapio, Fiuggi - Via Prenestina 5.

Any teams required to undergo final scrutineering must immediately follow of the marshals in charge, even if this Prevents them from proceeding to one or more-time controls (TC).

The complete original FIA homologation form and other necessary certifications must be available for final scrutineering.

A representative of the competitors as well as mechanics with the appropriate tools (in case of dismantling) must be present at the final scrutineering.

15.2 Protest fee

The protest fee is: **€ 1,000.0**

If a protest requires the dismantling and re-assembly of a clearly defined part of the car, any additional deposit will be specified by the Stewards upon a proposal of the Technical Delegate.

15.3 Appeal deposit

The appeal deposit amount is published on the FIA website: <https://www.fia.com/international-court-appeal>

The amount of the appeal deposit is determined in Article 10.1.2 of the Rules.

All protests and/or appeals must be lodged in accordance with Articles 13 and 15 of the Code and, where applicable, with the FIA Judicial and Disciplinary Rules.

Appendix 1a - Itinerary of Qualifying Stage & Shakedown, of Ceremonial Start and Roma Parade

RALLY DI ROMA CAPITALE 2023

| Free Practice / Qualifying Stage | | | | | | | Friday 28th July 2023 | |
|----------------------------------|------------------------------|----------|---------------|-------------|-------------|------|-----------------------|-------|
| TC | LOCATION | SS dist. | Liaison dist. | Total dist. | Target time | AVS | First car due | |
| RZ | Fiuggi - Refuel | | | | | | | |
| QS | Fumone - Start Free Practice | | | | | | | 08:00 |
| FREE PRACTICE CLOSES AT 10:00 | | | | | | | | |
| TCQS | Fumone | | | | | | 10:27 | |
| QS | Fumone - QUALIFYNG STAGE | 4,00 | | | | | 10:30 | |
| TCPF | Fiuggi - Parc Fermè IN | | 13.23 | 17.23 | 0:30 | 34,5 | 11:00 | |

V0.2 - 16.02.2023

| | | | |
|------------------|-------------|--------------|--------------|
| QS Totals | 4,00 | 13,23 | 17,23 |
|------------------|-------------|--------------|--------------|

 Sunrise: Fiuggi 05:52
 Sunset: Fiuggi 20:34

| Shakedown | | | | | | | | Friday 28th July 2023 |
|---------------------------|---------------------------|-------------|---------------|-------------|-------------|-----|---------------|-----------------------|
| TC | LOCATION | SS dist. | Liaison dist. | Total dist. | Target time | AVS | First car due | |
| RZ | Fiuggi - Refuel | | | | | | | |
| SD | Shakedown Start | | | | | | | 11:30 |
| SD | Fumone - SHAKEDOWN | 4,00 | | | | | | |
| SHAKEDOWN CLOSES AT 13:30 | | | | | | | | |

V0.2 - 16.02.2023

 Sunrise: Fiuggi 05:52
 Sunset: Fiuggi 20:34

RALLY DI ROMA CAPITALE 2023

| Start (Ceremonial Start) / Section 1 | | | | | | | | Friday 28th July 2023 |
|--------------------------------------|--|-------------|---------------|-------------|-------------|------|---------------|-----------------------|
| TC | LOCATION | SS dist. | Liaison dist. | Total dist. | Target time | AVS | First car due | |
| | Roma Castel Sant'Angelo - Ceremonial Start and Roma Parade | | | | | | | 19:00 |
| SSS | Rally Start - Viale delle Terme di Traiano | | | | | | | 20:00 |
| SSS 1 | Colosseo Aci Roma | 1,30 | | | 0:05 | | | 20:05 |
| 1A | Fiuggi - Parc Fermè IN | | 94,54 | 95,84 | 2:30 | 38,3 | | 22:35 |

V0.2 - 16.02.2023

| | | | |
|----------------------|-------------|--------------|--------------|
| Friday Totals | 1,30 | 94,54 | 95,84 |
|----------------------|-------------|--------------|--------------|

 Sunrise: Fiuggi 05:52
 Sunset: Roma 20:35

Appendix 1b- Itinerary of Sections 1, 2 and 3

RALLY DI ROMA CAPITALE 2023

| Re-Start (Sections 2&3) | | | | | | | Sunday 29th July 2023 |
|-------------------------|--|----------------|----------------|-----------------|----------------|------|-----------------------|
| TC | LOCATION | SS dist. | Liaison dist. | Total dist. | Target time | AVS | First car due |
| 1B | Parc Fermé OUT | | | | | | 09:00 |
| 1C | Service IN | | 1,23 | 1,23 | 0:05 | 14,8 | 09:05 |
| A | Fiuggi - SERVICE | (1,30) | (96,17) | (97,07) | 0:15+8' | | |
| 1D | Fiuggi - Service OUT | | | | | | 09:28 |
| RA | Fiuggi - Refuel | | | | | | |
| 1 | Distance to next refuel | (51,34) | (96,86) | (148,20) | | | |
| 2 | Guarcino | | 18,07 | 18,07 | 0:32 | 33,9 | 10:00 |
| SS 2 | Guarcino - Altipiani di Arcinazzo | 11,72 | | | 0:03 | | 10:03 |
| 3 | Cave | | 31,18 | 42,90 | 1:00 | 42,9 | 11:03 |
| SS 3 | Rocca di Cave - Subiaco | 32,30 | | | 0:03 | | 11:06 |
| 4 | Affile | | 10,92 | 43,22 | 1:00 | 43,2 | 12:06 |
| SS 4 | Affile - Bellegra | 7,32 | | | 0:03 | | 12:09 |
| 4A | Regroup & Technical Zone IN | | 35,46 | 42,78 | 1:00 | 42,8 | 13:09 |
| | Fiuggi - REGROUP & TECHNICAL ZONE | | | | 0:30 | | |
| 4B | Regroup & Technical Zone OUT | | | | | | 13:39 |
| 4C | Service IN | | 1,23 | 1,23 | 0:10 | 7,4 | 13:49 |
| B | Fiuggi - SERVICE | (51,34) | (96,86) | (148,20) | 0:30+8' | | |
| 4D | Fiuggi - Service OUT | | | | | | 14:27 |
| RA | Fiuggi - Refuel | | | | | | |
| 2 | Distance to next refuel | (51,34) | (91,51) | (142,85) | | | |
| 5 | Guarcino | | 18,07 | 18,07 | 0:32 | 33,9 | 14:59 |
| SS 5 | Guarcino - Altipiani di Arcinazzo | 11,72 | | | 0:03 | | 15:02 |
| 6 | Cave | | 31,18 | 42,90 | 1:00 | 42,9 | 16:02 |
| SS 6 | Rocca di Cave - Subiaco | 32,30 | | | 0:03 | | 16:05 |
| 7 | Affile | | 10,92 | 43,22 | 1:00 | 43,2 | 17:05 |
| SS 7 | Affile - Bellegra | 7,32 | | | 0:03 | | 17:08 |
| RA | Fiuggi - Refuel | | | | | | |
| 3 | Distance to next refuel | (13,68) | (85,49) | (99,17) | | | |
| 7A | Parc Ferme & Technical Zone IN | | 35,63 | 42,95 | 1:00 | 43,0 | 18:08 |
| | Fiuggi - TECHNICAL ZONE & PARC FERMÉ | | | min | 10' | | |
| 7B | Parc Ferme' OUT - Flexi Service IN | | | | | | |
| C | Fiuggi - FLEXI SERVICE | (51,34) | (95,80) | (147,14) | 0:45+8' | | |
| 7C | Fiuggi - Flexi Service OUT - Parc Ferme' IN | | | | | | |
| | All cars must be returned to Parc Fermé no later than | | | | | | 22:00 |

V0.2 - 16.02.2023

Saturday totals

102,68

192,66

295,34

 Sunrise: Fiuggi 05:52
 Sunset Fiuggi 20:32

Section

Section 2

Section 3

Appendix 1c - Itinerary of Sections 4, 5 and 6

RALLY DI ROMA CAPITALE 2023

| Re-Start (Sections 4,5&6) | | | | | | | Sunday 30th July 2023 |
|---|---|----------------|-----------------|-----------------|----------------|------|-----------------------|
| TC | LOCATION | SS dist. | Liaison dist. | Total dist. | Target time | AVS | First car due |
| 7D | Parc Fermé OUT | | | | | | 07:10 |
| 7E | Service IN | | 1,23 | 1,23 | 0:05 | 14,8 | 07:15 |
| D | Fiuggi - SERVICE | (0,00) | (1,23) | (1,23) | 0:15+8' | | |
| 7F | Service OUT | | | | | | 07:38 |
| 8 | Cappuccini | | 3,24 | 3,24 | 0:10 | 19,4 | 07:48 |
| SS 8 | Fiuggi | 6,72 | | | 0:03 | | 07:51 |
| 9 | Fumone | | 38,76 | 45,48 | 0:57 | 47,9 | 08:48 |
| SS 9 | Alatri | 6,96 | | | 0:03 | | 08:51 |
| RA 4 | Ceprano - Refuel Distance to next refuel | (29,08) | (29,84) | (58,92) | | | |
| 10 | Santopadre | | 56,07 | 63,03 | 1:22 | 46,1 | 10:13 |
| SS 10 | Santopadre | 29,08 | | | 0:03 | | 10:16 |
| 10A | Regroup & Technical Zone IN | | 8,89 | 37,97 | 0:54 | 42,2 | 11:10 |
| Kartodromo Arce REGROUP & TECHNICAL ZONE | | | | | 0:30 | | |
| 10B | Regroup & Technical Zone OUT / TFA IN | | | | | | 11:40 |
| E | Kartodromo Arce - Tyre Fitting Area | (42,76) | (106,96) | (149,72) | 0:15 | | |
| 10C | TFA OUT | | | | | | 11:55 |
| RA 5 | Ceprano - Refuel Distance to next refuel | (6,96) | 82,97 | (89,93) | | | |
| 11 | Fumone | | 47,85 | 47,85 | 1:03 | 45,6 | 12:58 |
| SS 11 | Alatri | 6,96 | | | 0:03 | | 13:01 |
| RA 6 | Ceprano - Refuel Distance to next refuel | (29,08) | (29,43) | (58,51) | | | |
| 12 | Fraioli | | 56,07 | 63,03 | 1:22 | 46,1 | 14:23 |
| SS 12 | Santopadre | 29,08 | | | 0:03 | | 14:26 |
| RA 7 | Ceprano - Refuel Distance to Parc Ferme | (6,45) | (83,95) | (90,67) | | | |
| 12A | Regroup IN | | 66,34 | 95,42 | 1:56 | 49,4 | 16:22 |
| Fiuggi - REGROUP | | | | | 0:30 | | |
| 12B | Regroup OUT | | | | | | 16:52 |
| 13 | Cappuccini | | 3,24 | 3,24 | 0:10 | 17,8 | 17:02 |
| SS 13 | Fiuggi - Power Stage | 6,72 | | | 0:03 | | 17:05 |
| 13A | Fiuggi - Finish - Holding IN | | 28,27 | 34,99 | 0:55 | 38,2 | 18:00 |

V0.2 - 16.02.2023

| | | | |
|---------------|-------|--------|--------|
| Sunday totals | 85,52 | 309,96 | 395,48 |
|---------------|-------|--------|--------|

Sunrise: Fiuggi 05:53
Sunset Fiuggi 20:34

| Day | n° SS | Km SS | Km RS | Tot Km | % SS |
|-------------------------|-------|--------|--------|--------|-------|
| Friday - Section 1 | 1 | 1,30 | 94,54 | 95,84 | 1,4% |
| Saturday - Sections 2&3 | 6 | 102,68 | 192,66 | 295,34 | 34,8% |
| Sunday - Sections 4,5&6 | 6 | 85,52 | 309,96 | 395,48 | 21,6% |

TOTALS OF THE RALLY

| | | | | |
|----|--------|--------|--------|-------|
| 13 | 189,50 | 597,16 | 786,66 | 24,1% |
|----|--------|--------|--------|-------|

Appendix 2 – Reconnaissance schedule

ERC


| Thursday, 27th July 2023 | | | | | | | |
|--------------------------|---------------------------|-------|---------------------|----------------|---------------|---------------|----------------|
| SS | Location | SS km | Back to SS Start km | Loop 2 x SS km | To next SS km | Schedule | |
| | | | | | | Priority | Non - Priority |
| Parc Fermé to SS (km) | | | | | | 34,21 | |
| 3 - 6 | Rocca di Cave - Subiaco | 32,30 | | 64,60 | 10,97 | 7:30 – 11:00 | |
| 4 - 7 | Affile - Bellegra | 7,32 | 18,02 | 14,64 | 45,56 | 8:00 – 11:30 | |
| 9 - 11 | Alatri | 6,96 | 7,57 | 13,92 | 3,06 | 10:00 – 12:30 | |
| FP-QS-SD | Fumone | 4,00 | 10,04 | 8,00 | 68,13 | 11:00 – 13:30 | |
| 9 - 12 | Santopadre – Fontana Liri | 29,08 | 11,25 | 58,16 | 61,02 | 12:00 – 16:00 | |
| 2 - 5 | Guarcino - Altipiani | 11,72 | 40,27 | 23,44 | 31,74 | 14:00 – 18:00 | |
| 8 - 13 | Fiuggi | 6,72 | 31,52 | 13,44 | | 16:00 – 20:00 | |
| SS to Parc Fermé (km) | | | | | | 27,86 | |

| Friday, 28th July 2023 | | | | | | | |
|------------------------|----------|-------|---------------------|----------------|---------------|---------------|----------------|
| SS | Location | SS km | Back to SS Start km | Loop 2 x SS km | To next SS km | Schedule | |
| | | | | | | Priority | Non - Priority |
| Parc Fermé to SS (km) | | | | | | 4,06 | |
| 8 - 13 | Fiuggi | 6,72 | 31,52 | 13,44 | | 6:30 – 8:00 | 8:00 – 09:30 |
| 1 | Colosseo | 1,70 | Recce on foot | | | 15:30 – 17:30 | |
| | | | | | | 27,86 | |

Appendix 3 – Names and photographs Competitors Relations Officers



Mr. Aris PRODANI
+39 3357504635



Mr. Maurice RAPHAEL
+30 6936918882



Mr. Tiziano TONIAL
+39 3482746098



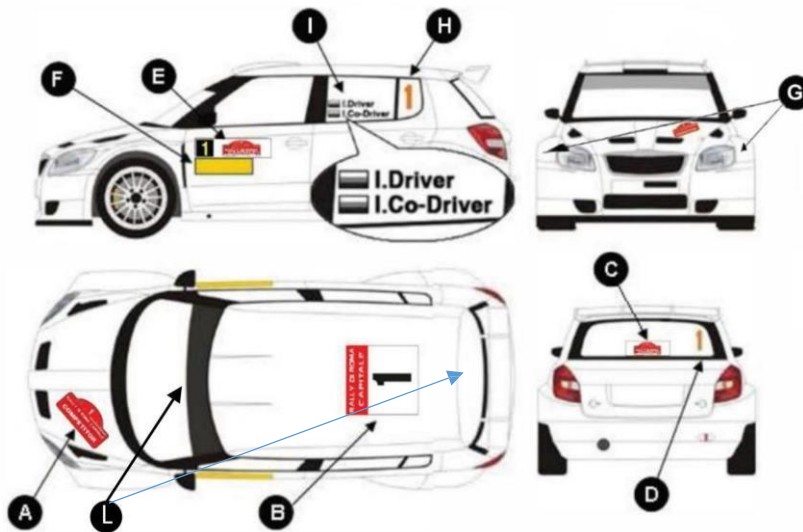
Schedule of presence of Competitors Relations Officers will be communicated by a CoC Communication before the Rally.

Appendix 4 – Decals and positioning of supplementary advertising

APPENDIX 4 – DECALS AND POSITIONING OH SUPPLEMENTARY ADVERTISING

| DESCRIPTIONS | | CM | ADVERTISING |
|---|--------------------------------|--------------|--------------------------------------|
| A – Rally front plates | | 43 X 21,5 | Rally di Roma Capitale |
| B – Roof panel | | 50 X 52 | |
| Competition number | | | |
| Advertising obligatory | | 2 X 7,5 | |
| C – Advertising mandatory | | 30 X 10 | |
| D – Competition Number rear windows | | 15 X 14 | |
| E – Competition Number Advertising obligatory | | (67 X 17) X2 | Rally di Roma Capitale |
| F- Optional Advertising | | (40 X 20) X2 | |
| G – Advertising Sparco | | (20 X 12) X2 | |
| H – Competition Number side windows | | (20 X 25) X2 | |
| I – Rear Side Windows | Driver's and Co-driver's names | Art. 19 | 2023 FIA Regional Rally Championship |
| L – Front /Rear Windscreen/Mirror* | | | CIAR SPARCO |

***Mandatory only for drivers that wishes to score points in Italian Championship (CIAR). Rear Windscreen top line (blue arrow) replace championship sticker as per Appendix 4.**



Appendix 4 – ERC advertising and positioning



A 15cm strip on the front windscreen of each rally car, including 0 cars



ERC strip below the rally plate on each door of the competing car



A 8cm strip on the rear windscreen (top) of each rally car

The positioning and mandatory use of these decals must be declared in the event supplementary regulations. Those decals will be brought on-site by the Championship Promoter, or sent according to a schedule discussed and agreed between the Event Promoter and Championship Promoter.

The decals can be distributed to the teams following this process:

During the administrative procedure, together with the information bulletin in order to avoid any misunderstanding. A check point will be created by the Event Promoter during the technical scrutineering in order to control the conformity of the stickers.



2 side mirror stickers on each rally car



2 strips on both front and rear bumpers for tyre supplier

Appendix 5 – Extracts from FIA ISC Appendix L relating to overalls, helmets and any other safety requirements

All competitors are reminded of Appendix L of the FIA International Sporting Code, in particular its Chapter III - Drivers' Equipment.

Helmets (Appendix L, Chapter III, Art. 1)

All crews must wear crash helmets homologated to one of the following FIA standards:

- 8858-2002 or 8858-2010 (Technical List N°41),
- 8859-2015 (Technical List N°49),
- 8860-2010 (Technical List N°33),
- 8860-2018 or 8860-2018-ABP (Technical List N°69)

Frontal Head Restraint (FHR, Appendix L, Chapter III, Art. 3)

All crews must use FIA approved FHR systems homologated to FIA standard 8858.

Approved FHRs, anchorages and tethers are listed in Technical List N° 29.

See also helmet compatibility chart in Appendix L, Chapter III, Art. 3.3.

Flame-resistant clothing (Appendix L, Chapter III, Art. 2)

All drivers and co-drivers must wear overalls as well as gloves (optional for co-drivers), long underwear, a balaclava, socks and shoes homologated to the FIA 8856-2000 standard (Technical List N°27) or 8856-2018 (Technical List N° 74). Please pay special attention to the prescriptions of Art. 2 concerning embroidery and printing on flame-resistant clothing (manufacturer certificates etc.) **as well as concerning the correct wearing of the clothing elements! See also Regional Rally Sporting Regulations, Article 53.1.**

Biometric Devices (Appendix L, Chapter III, Art. 2.1)

Drivers may wear a device to collect biometric data during racing.

- If the biometric device is integrated into a protective garment homologated to FIA Standard 8856, the garment shall be homologated to FIA Standards 8856 and 8868-2018.
- If the biometric device is a stand-alone device, then the device must be homologated to FIA Standard 8868-2018 only. This device must be worn in addition to the garment homologated to FIA Standard 8856.

Wearing of jewellery (Appendix L, Chapter III, Art. 5)

The wearing of jewellery in the form of body piercing or metal neck chains is prohibited during the competition and may therefore be checked before the start.

RELATED LINKS:

FIA International Sporting Code and appendices: <https://www.fia.com/regulation/category/123>

FIA Technical Lists: <https://www.fia.com/regulation/category/761>

Appendix 6 – Reconnaissance Tracker Recorder – Installation instruction

Appendix 6 – Reconnaissance Tracker Recorder – Installation instruction

Reconnaissance Tracker Recorder

1. When delivering the tracker you must pay a deposit of € 150 in cash. The deposit will be returned at the end of the event, at the time the GPS tracker is returned.
2. The tracker is used to track your location in real time and to send an SOS in case of emergency.
3. The tracker will always stay "on" for ALL THE DURATION OF THE RACE.
4. You can put it in a pocket (well closed), in the purse or inside your backpack. DO NOT place the device under the saddle or under metal surfaces.
5. To send an **SOS** press the key for at least 3 seconds.
6. The device must be charged every day after use.



RENTAL FEE: € 200

RDS Ltd. will collect €200.00 in cash from all competitors for the rental of n.1 Tracker GPS. RDS Ltd. reserves the right to request the sum of € 150,00 in case of loss, damage or tampering of the GPS Tracker.

Appendix 7 – Reconnaissance Tracker– Installation instruction



SAS Tracker Competitor User Manual

Welcome

For your and other competitor's safety, it is important that you are familiar with the use of the WRC tracking unit, herein referred to as "the unit" or "the WRC tracking unit".

The SAS System is designed to increase competition safety by providing safety notifications to inform event management, improve response times and provide accurate and reliable event times.

The following document outlines the basic features and functions of the WRC tracking unit. Please note that the WRC Tracking unit must be fitted and connected in all competitor's car, in accordance with the SAS Fitting Kit Manual – RALLY CAR.

Table of Contents

| | |
|------------------------------|----|
| 1. Powering The Unit On..... | 3 |
| 2. Stage Modes | 3 |
| 2.1. Transport Mode | 3 |
| 2.2. Stage Mode | 4 |
| 3. Hazard Alerts..... | 6 |
| 4. Red Flag | 9 |
| 5. Transport Menu | 10 |
| 5.1. Stage Times..... | 11 |
| 5.2. Manual Hazard..... | 12 |
| 6. Contact Us..... | 12 |

1. Powering The Unit On

The unit is pre-loaded with all of the stage coordinates and is activated when powered on. Please power the unit on early before the event to give it time to run checks.

When powered on the unit will display the transport mode, the details of which are specified in the Art. 2.1 of this document.

The unit does not need to be powered off at any stage during the event as it will go to sleep within a few minutes of inactivity but can be re-woken by either moving the vehicle or pressing any of the four buttons.

It is recommended that the unit is not powered off during the event, to ensure the internal battery stays fully charged for emergencies.

2. Unit Modes

The unit has two modes:

- When not in a competitive stage, the unit will be in **transport mode**, as described in 2.1.
- When in a competitive stage, the unit will go into **stage mode**, as described in 2.2.

2.1. Transport Mode

SCREEN 1 – The transport mode displays from the top down the following information: the name of the next point you are travelling to, the time in transit, current time, accumulative and intermediate distances and speed, average speed.

The unit has four physical buttons. Their functions are reported on the screen right above the button's location.

Starting from the far left button to the right, you have the following options:

- **OPTIONS**: Operation described in 5.Transport Menu.
- **BRIGHT**: Increase the screen brightness (Note that the screen must always be clearly readable so full brightness is recommended for daytime).
- **DIM**: Decrease the screen brightness,
- **RESET**: Intermediate trip meter.



SCREEN 1. Transport Mode

2.2. Stage Mode

SCREEN 2 – When the start official assigns each individual competitor a due start time, a countdown will display on the unit as shown in the white field below. Also shown in the white field is the stage number and the due start time.



SCREEN 2. Countdown to Stage Start

SCREEN 3 – Once the start time is reached, the screen will turn green as shown below and the competitor has to proceed into stage.



SCREEN 3. Stage Start

SCREEN 4 – Once the competitor has started the stage, the unit will automatically switch to on stage mode. The unit will start timing.



SCREEN 4. Stage mode

SCREEN 5 – If the start is postponed for whatever reason and the start time is cancelled, the unit will display the Transport Screen. Once it is clear to send cars again the official will re-issue a new start time.



SCREEN 5. Start Time Cancelled

3. Hazard Alerts

The unit's primary function is to help alert race control of incidents on the course. The incident is notified to race control with different levels of hazard depending on the severity.

SCREEN 6 – If a car stops during a stage for longer than 3 seconds, the unit will automatically transmit a HAZARD notification; this can either be upgraded to OK or downgraded to SOS by pressing the corresponding button to the text. A timer counts up to 60 seconds as an indication to press either the OK or SOS button.



SCREEN 6. HAZARD Notification

SCREEN 7 – If you select OK after the HAZARD alert, then the following screen will appear, showing that you and the car are OK. The Road Blocked prompt will appear below, select Yes if the vehicle is blocking the road, if the road is clear select NO.



SCREEN 7. OK Acknowledgment

SCREEN 7A – If you selected “Yes” to Road Blocked the following screen will appear, showing that you and the car are OK, but the competition road is BLOCKED. Race Control will be notified that the crew is OK but the course is obstructed.



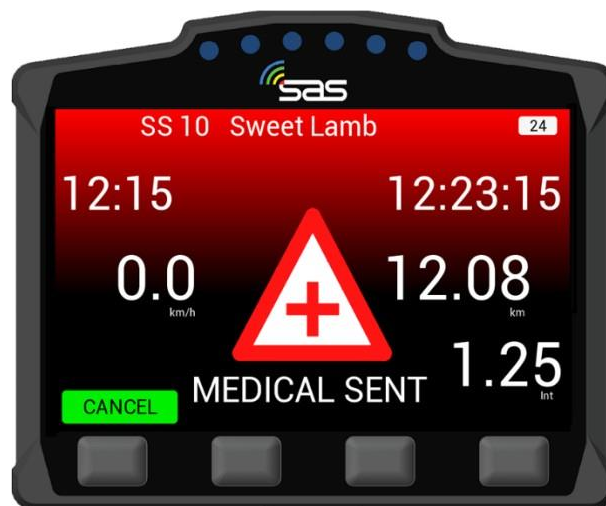
SCREEN 7A. OK – Road Blocked

SCREEN 8 – If the SOS button is pressed, it must be confirmed as either a fire or medical SOS by pressing one of the two middle buttons. It can also be cancelled if pressed by mistake.



SCREEN 8. Confirm Fire SOS or Medical SOS

SCREEN 9 – When the SOS is confirmed, the screen 9 will display. Even once confirmed, the hazard can be changed to OK. Pressing CANCEL and confirming the downgrade will inform race control that the crew are OK and do not need medical assistance.



SCREEN 9. Downgrade SOS

SCREEN 9A – If you select the cancel button on the SOS screen, you will be asked to confirm the downgrade. Once confirmed, the device will downgrade to an OK status.



SCREEN 9A. Downgrade SOS

4. Red Flag

SCREEN 10 – In the case of a serious incident, a stage may be red flagged from Race Control. The red flag will display a full screen warning until it is acknowledged. To acknowledge the flag the far left button must be pressed.



SCREEN 10. RED FLAG Acknowledge

SCREEN 11 – Once the red flag has been acknowledged, normal stage functions will display with a warning still at the top of the screen.



SCREEN 11. RED FLAG in Stage Mode

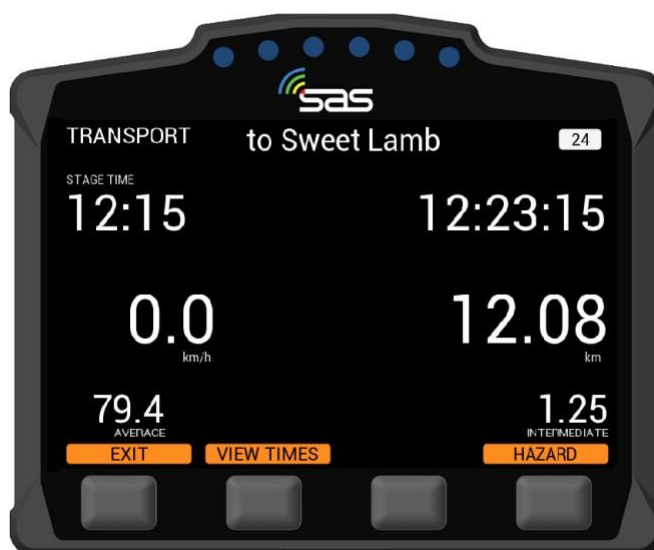
5. Transport Menu

SCREEN 12 – In transport mode, the unit has a menu that can be accessed by pressing the options button.



SCREEN 12. Transport Mode

SCREEN 13 – The option menu will allow the crew to view stage times “VIEW TIMES” or send a manual hazard/SOS “SEND HAZARD”.



SCREEN 13. Transport Mode – View times/Send Hazard

5.1. Stage Times

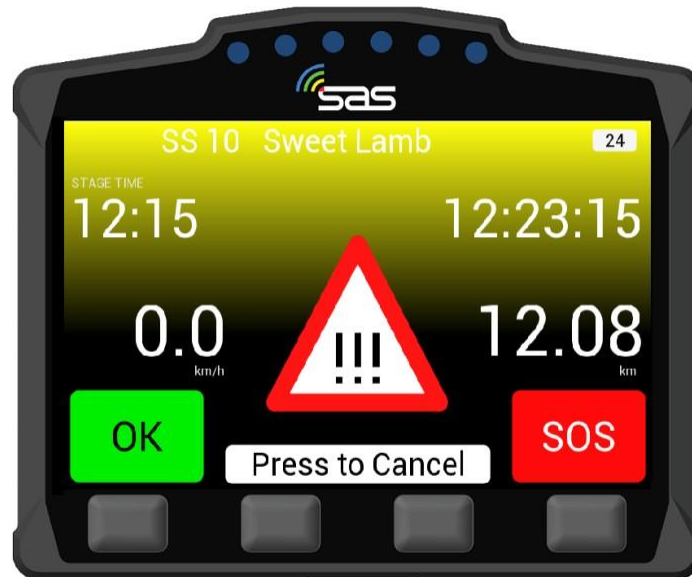
SCREEN 14 – By pressing the “VIEW TIMES” button, provisional transit and competitive stage times will display. You can select times for any of the completed stages with the next and previous buttons.



SCREEN 14. Times of completed stages

5.2. Manual Hazard

SCREEN 15 – If manual hazard is sent in transport mode, this can be upgraded or downgraded the same way as a stage hazard. If the hazard is no longer required, it can also be cancelled by pressing either of the two middle buttons “PRESS TO CANCEL”.



SCREEN 15. Manual Hazard in Transport Mode

6. Contact us

For assistance, please contact the RallySafe Support Team by emailing: info@statusas.com

Please be as descriptive as you can when describing the problem. It would help us if you provide the following information at a minimum:

- Name of event.
- Vehicle or feature affected.
- Stage of incident.
- Time of incident.
- Any additional details.

Welcome

This manual is provided as a guide for the installation of the WRC Tracking System Kit, for competition vehicles only. Care should be taken when considering the location of components with regard to electrical cabling and fire suppression systems already installed in the vehicle. Please check always that the components of your kit are as requested.

Table of Contents

| | |
|---|---|
| 1. Tracking Unit Kit Components | 3 |
| 2. Power Supply | 3 |
| 3. Connection Diagram | 3 |
| 4. Tracking Unit Dimensions | 4 |
| 5. Tracking Unit Mounting | 5 |
| 6. Antenna Installation | 6 |
| 6.1 External Antenna Installation | 7 |
| 6.2 Internal Antenna Installation | 8 |
| 7. Contact | 8 |

1. Tracking Unit Kit Components & Steps

The WRC Tracking System Kit includes:

- WRC Tracking Installation and Fitting Kit Instruction Sheet;
- 3-in-1 antenna with leads;
- Internal radio antenna with lead;
- 6 – 24v wiring loom with plug;
- Mount, to be bolted to tunnel;
- Adjustable mount connector/knuckle.



(Contents may differ slightly to image shown)

WRC tracking system fitment steps:

1. Mount WRC tracker;
2. Fit external & internal antennas, running leads to the WRC tracker;
3. Fit wiring loom, ensuring that a solid 9 to 28 volts is supplied;
4. Connect all antenna connections, make sure they are tight using an 8mm spanner;
5. Apply power.

2. Power Supply

WRC tracking system requires a reliable power supply from 9 to 28 volts DC. We recommend a 5 amp (Max) blade type or similar quality fuse is used at the battery supply end of the WRC tracking system power lead.

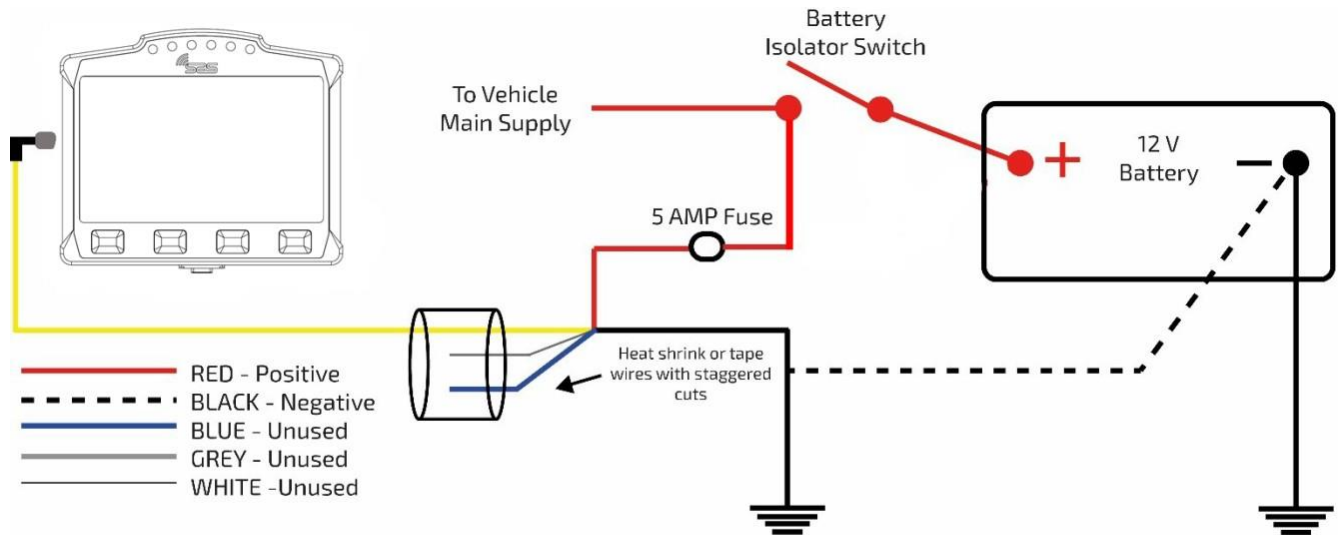
Zero volts or battery negative can be picked up at any suitable earthing point providing the isolation switch does not switch the negative side of the battery.

The WRC tracking system unit has an internal battery that is kept charged via the car's power supply. It acts as a reserve supply to power the unit in the case of an accident where a car's power supply is interrupted (e.g. car battery smashed or dislodged).

Note: The tracking device should only be powered once it is placed in its final position in the vehicle; this ensures accelerometers are calibrated correctly.

3. Connection Diagram

The 6-24v wiring loom, includes five wires. The white blue and grey wires must be stagger cut and heat shrunk or taped back so they cannot short to ground or to each other. Red and black are used as follows:

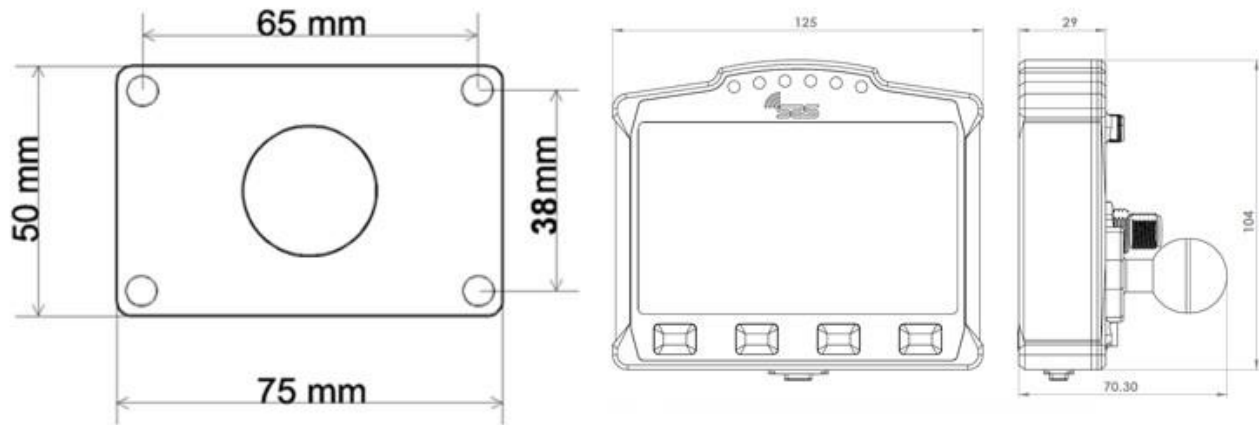


RALLYSAFE 12V WIRING DIAGRAM

During installation, the wiring loom should be routed away from the engine compartment, Ignition or Alternator wiring.

300 mm of Power Supply Wiring Loom is required to be available for connection to the WRC Tracker Unit at the mounted position.

4. Tracking Unit Dimensions



5. Tracking Unit Mounting

The preferred location and mounting for the WRC tracking system unit is a RAM style 50mm x 75mm flat base with ball, bolted through the tunnel with four **M6** Bolts.

It should be in a central, protected location on the central tunnel in front of the seats and both easily visible and accessible by both the driver and co-driver/nav.

Care should be taken when considering the location of the Mounting Point with regard to electrical cabling and fire suppression systems installed in the vehicle.

Photographs of mounting and positioning can be seen in Fig.1 and Fig.2 respectively.

Alternatively, the WRC tracking system unit can be mounted in a central protected location on the vehicle dashboard that is easily visible and accessible by both the driver and co-driver.

Mounting is a Ram style 50mm x 75mm flat base with ball, bolted with four **M6** bolts through the dashboard and a compulsory 3mm backing plate measuring no less than 145mm x 120mm




Figure 1. 25mm rubber ball securely attached to the tunnel



Figure 2. The WRC tracking unit mounted onto the 25mm rubber ball mount and connected through the RallySafe connector

6. Antenna Installation

All leads on both external and internal antennas must run on the inside of all roll cage bars. This is to stop cable crushing on impact.

Antenna must not be mounted within 200 mm of any high frequency antenna's or cabling

The preferred route is to go down from the antenna, underneath the closest part of the roll cage (roof cross or main hoop), follow that along to the roof hoop, then go down the inside A pillar to the unit. Please allow 200mm clearance of high frequency antenna or cabling

Any excess cable must be run so that the cable is not bent any tighter than a 100mm radius. We recommend running it across the underside of the dash and back (do not coil in tight loops).

Cables must be tied neatly along the whole installation all the way to the unit so they can't be accidentally caught or dislodged.

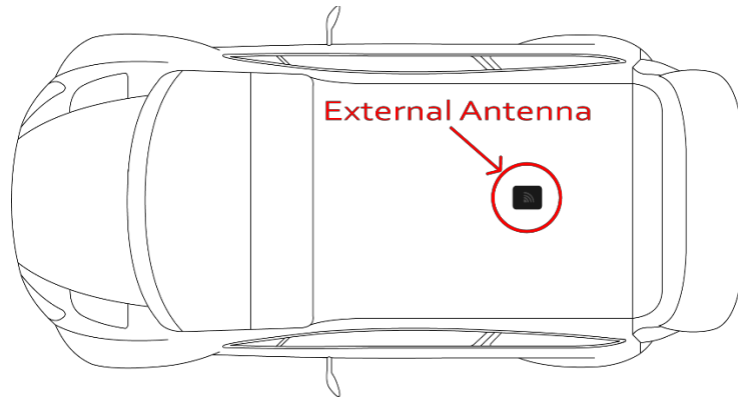
All this will be checked at scrutineering and you may be required to fix it before your car can pass.

Note: All antenna connections need to be firmly tightened with an 8mm spanner.

6.1. External Antenna

The antenna is mounted through a 12mm hole in a central location on the ROOF of the vehicle, rear of the main roll bar hoop, allowing the cabling to pass through the roof and follow the cage bars back to the unit location. The antenna is a fully watertight unit, which seals against the roof surface.





Antenna leads are connected as follows (There may be variations with the type and number of leads).

1. The 2 UHF leads, colour-coded **Blue**, is connected to the terminal labelled "WiFi" on the WRC unit (Right Hand Thread). Terminals are located of the rear of the unit and/or colour-coded Blue.
2. The Satellite Communication antenna lead is connected to the center or rear terminal labelled "IRI" (Left Hand Thread). It may also be colour-coded **Yellow** (this may be not marked on the 2-in-1 antenna).
3. The GPS antenna lead labelled "GPS", is connected to the terminal labelled "GPS" on the WRC unit (Right Hand Thread). Terminals may be on the side or rear of the unit and/or colour-coded **Green**.
4. GSM, has a small stick antenna supplied with the WRC unit, and is connected to corresponding terminal labelled "GSM" on the WRC unit (Left Hand Thread). The terminal is located on the rear of the unit and/or colour-coded **Red**.

6.2. Internal Antenna

The Internal Antenna should be placed on the inside of the ROOF in a clear uncluttered area, with a 200mm radius clear of any bar work or solid metal object. The internal antenna has a magnetic base with double-sided tape for adhesion. The cable is then run to the WRC unit. Please keep cable on the inner side of the roll cage pipework so as not to be crushed in the event of an accident.




Figure 3. *The internal antenna must be at least 200mm away from any roll cage components*

7. Contact Us

For assistance, please contact the RallySafe Support Team by emailing: support@rallysafe.com.au

****Product Disclaimer****

“This manual, the specifications, and the material contained in it, as released by Status Awareness Systems and RallySafe, is for the purpose of information only. Due to continuous ongoing development, information and specifications may change at any time without notice. SAS, and the companies that have contributed to it, shall not be liable for any use of the manual or information supplied.

The material contained in this manual is protected by copyright and other types of Intellectual Property Rights. The commercial exploitation of the material contained in this specification requires a license to such Intellectual Property Rights.

This manual may be utilised or reproduced without any modification, in any form or by any means, for informational purposes only. For any other purpose, no part of the specification may be utilised or reproduced, in any form or by any means, without permission in writing from SAS.

The word RallySafe and the RallySafe logo are registered trademarks”.

APPENDIX 8 – FIA E-LEARNING PLATFORM

To access the course

You can access the course from any internet-enabled device; however, we advise against using a mobile phone as details on some content may be too small to see. We therefore recommend using a tablet device as a minimum, with the best learning experience achieved on a computer. You must maintain a constant connection to the internet throughout.

If you are an existing user of FIA e-Learning platform

Log into the FIA e-Learning platform with your username and password. You should see course catalogue "RALLY TRACKER" which contains all available modules.

If you do not see the "RALLY TRACKER" Course Catalogue, please contact elearning@fia.com with your request. Your profile will then be registered to the correct Course Catalogue, and you will be notified when this is done.

If you are new to FIA e-Learning platform

1. Open your browser and go to <https://elearning.fia.com/learn/register>.
2. Fill out the self-registration form as requested. The branch code which you are required to enter is: TrackerSRG.
3. Check your email (including your junk mail) and confirm your self-registration.
4. Log in to FIA e-Learning platform using your login details.
5. You will land on a dedicated home page and will see the course catalogue RALLY TRACKER which contains all available modules e.g. FIA Rally Tracker: English.
6. Select the module of your preferred language, read the instructions, and click ENROL and then click START LEARNING NOW.

The module contains self-guided interactive learning. Once you complete this there is an assessment comprising of three simulations and 12 questions. If you do not meet the 100% pass mark after three attempts, you are mandated to review the learning content again before you are able to retake your assessment.

When you achieve 100% in your assessment - Well done. You can now click the X in the top right corner and close the course. Please download the certificate and then select Sign Out from the User Menu in the upper left corner.