



NYÍREGYHÁZA – ZEMPLÉN – 2023

# IV. RALLY HUNGARY

 **HUMDA**  
HUNGARIAN MOBILITY  
DEVELOPMENT AGENCY

 **ERC**  
EUROPEAN RALLY  
CHAMPIONSHIP

6-8 OCTOBER 2023



## SUPPLEMENTARY REGULATIONS



**TABLE OF CONTENTS**

**page**

1. INTRODUCTION .....	3
2. ORGANISATION .....	3
3. PROGRAMME .....	5
4. ENTRIES .....	7
5. INSURANCE.....	9
6. ADVERTISING AND IDENTIFICATION.....	10
7. TYRES.....	10
8. FUEL, REFUELLING.....	11
9. RECONNAISSANCE .....	11
10. ADMINISTRATIVE CHECKS .....	13
11. SCRUTINEERING, MARKING AND SEALING.....	13
12. OTHER PROCEDURES.....	15
13. IDENTIFICATION OF OFFICIALS.....	19
14. CLASSIFICATION AND PRIZES .....	19
15. FINAL CHECKS AND PROTESTS.....	20
Appendix 1 - Itinerary .....	21
Appendix 2 – Reconnaissance .....	24
Appendix 3 - CROs – names, photographs and duties schedule.....	25
Appendix 4 - Competition numbers and advertising .....	26
Appendix 5 – Extracts from FIA ISC Appendix L relating to overalls, helmets and any other safety requirements.....	28
Appendix 6 – SAS FITTING KI MANUAL – RALLY CAR.....	29
Appendix 7 – FIA E-LEARNING PLATFORM.....	34







# RALLY HUNGARY

## 1. INTRODUCTION

### 1.1 General

This rally will be run in compliance with the International Sporting Code and its appendices, the 2023 FIA Regional Rally Sporting Regulations (further only FIA-RRSR), including appendices, the ASN Technical Regulations (only when related to national cars) the WADA/NADA Codes, and the FIA Anti-Doping Regulations, as amended from time to time. The National Road Traffic Regulations shall apply. Unless provided otherwise by these Supplementary Regulations, the provisions of the above Rules and Regulations shall apply.

Any modifications, amendments and/or changes to these Supplementary Regulations will be announced only by numbered and dated Bulletins (issued by the organiser or the Stewards).

The various documents will be written in English and Hungarian. In case of any discrepancy the English text will be binding.

The event is accompanied by a Hungarian Championship, with the ERC field starting at the front.

Additional information will be published in the Rally Guide, issued on 14<sup>th</sup> September 2023.

The FIA Regional Rally Championships Sporting Regulations can be found at:

<https://www.fia.com/regulation/category/117>

### 1.2 Surface

95.25 % asphalt

4.75 % gravel

### 1.3 Overall SS distance and the total distance of the itinerary

The total distance of the SS: 180,26 km (12 SS)

The total distance of the rally: 882,05 km

## 2. ORGANISATION

### 2.1 Eligibility

#### 2.1.1 FIA classification

FIA European Rally Championship for Drivers and Co-Drivers

FIA European Rally Championship for Teams

FIA ERC3 Championship for Drivers and Co-Drivers

FIA ERC4 Championship for Drivers and Co-Drivers

FIA Junior ERC Championship for Drivers

#### 2.1.2 Other titles for which the rally counts:

Hungarian Rally Championship

### 2.2 VISA numbers

FIA visa No.: 08ERC/290823

ASN Visa No. :K-0604/25.08.2023

### 2.3 Organizer's name, address and contact details

Name:

Postal Address:

Permanent Office:

E-mail:

Web:

Localfixer Kft.

1054 Budapest, Akadémia str. 14.

1151 Budapest, Bogáncs u. 4 / 18. building

rallyhungary@trpevents.hu

www.rallyhungary.com

### 2.4 Organisation Committee:

Chairman:

Members:

Kornél **Óry**

Zoltán **Szujó**

Dániel **Árvai**

Péter **Faluvégi**

Miklós **Lovay**

Gusztáv **Hajnal**

Krisztián **Berke**

Viktor **Adorján**



## 2.5 Stewards of the meeting:

Chairperson:	Arnas <b>Paliukenas</b>	LTU
Members:	Andrew <b>Kellitt</b>	GBR
	István <b>Moni</b>	HUN

## 2.6 FIA Delegates & Observer:

FIA Sporting Delegate:	Miikka <b>Anttila</b>	FIN
FIA Technical Delegate:	Emanuele <b>Saglia</b>	ITA
FIA Assistant Technical Delegate:	Ludovic <b>Paturet</b>	FRA
FIA Safety Delegate:	Benjamin <b>Schmidt</b>	DEU

## 2.7 Senior officials

Event Director:	Dániel <b>Árvai</b>
Clerk of the Course:	Miklós <b>Lovay</b>
Deputy CoC:	Ildikó <b>Gohér</b>
Chief Safety Officer:	Krisztián <b>Berke</b>
ASN Safety Delegate:	László <b>Polgár</b>
Secretary of the Rally:	TBA
Secretary to the Stewards:	Éva <b>Galambosi</b>
Service Park Manager:	Károly <b>Horváth</b>
Chief Results Officer:	József <b>Hauser</b>
Chief Timekeeper:	Lajos <b>Boros</b>
Chief Scrutineer:	Gábor <b>Feind</b>
Chief Medical Officer:	Ádám <b>Radványi MD</b>
Press Relations Officer:	Anita <b>Tóth</b>
Environmental Coordinator:	Gabi <b>Tóth</b>
Competitors' Relations Officers ERC:	Julianna <b>Nyirfás</b> Szabolcs <b>Magyari- Beck</b>

## 2.8 HQ location and contact details

Place:	Athletic Center of Nyíregyháza H-4400 Nyíregyháza, Kerék u.
GPS:	N47° 57.353' E21° 41.686'
E-mail:	rallyhungary@trpevents.hu

Rally Office opening hours during the event:

Wednesday	04 October 2023	18:00-22:00
Thursday	05 October 2023	08:00-22:00
Friday	06 October 2023	08:00-22:00
Saturday	07 October 2023	07:00-19:00
Sunday	08 October 2023	07:00-20:00

RALLY HQ GPS:



Digital Notice Board:

As provided for in FIA ISC Art. 11.9.4 the Official Notice Board will be the Digital Official Notice Board (DNB) published on the event website: [www.rallyhungary.com](http://www.rallyhungary.com)

There will be no physical official notice board. Additionally, rally documents will also be available in the Sportity app (downloadable for iOS devices on Appstore and for Android devices on Google Play): Password is **RH2023**

All competitors will receive push notifications to Sportity app about the publication of any documents on the digital notice board.

## 2.9 Location and opening times of ParcFermé

Nyíregyháza (next to Service Area) 06-08<sup>th</sup> October 2023



## 2.10 Location and opening times of the Press Centre

Place: Athletic Center of Nyíregyháza  
H-4400 Nyíregyháza, Kerék u.

GPS: N47° 57.353' E21° 41.686'

Date and opening times:

Thursday	05 October 2023	08:00-22:00
Friday	06 October 2023	08:00-22:00
Saturday	07 October 2023	08:00-19:00
Sunday	08 October 2023	08:00-20:00

## 2.11 Location of the appointed hospitals

**Main hospital:** Jósa András Oktatókórház  
Nyíregyháza, Szent István u. 68, 4400

**Back-up hospital:** Borsod-Abaúj-Zemplén Megyei Központi Kórház  
3526 Miskolc, Szentpéteri kapu 72-76,

## 3. PROGRAMME

### 3.1 Schedule before rally week (All time CET)

<b>Tuesday, 29 August 2023</b>		
24:00	Publishing of the Supplementary regulations, entry open	web: <a href="http://www.rallyhungary.com">www.rallyhungary.com</a>
<b>Thursday, 14 September 2023</b>		
24:00	Publishing the Rally Guide	web: <a href="http://www.rallyhungary.com">www.rallyhungary.com</a>
<b>Thursday, 21 September 2023</b>		
24:00	Closing date for entries	
24:00	Closing date for additional space and other requests for the service area	web: <a href="http://www.rallyhungary.com">www.rallyhungary.com</a>
24:00	Closing date for helicopter registration	web: <a href="http://www.rallyhungary.com">www.rallyhungary.com</a>
24:00	Issuing of electronic version of the road book, maps	web: <a href="http://www.rallyhungary.com">www.rallyhungary.com</a>
<b>Thursday, 28 September 2023</b>		
24:00	Publication of the List of entries approved by the FIA	web: <a href="http://www.rallyhungary.com">www.rallyhungary.com</a>

### 3.2 Schedule during the rally week

<b>Wednesday, 04 October 2023</b>		
18:00 - 22:00	Administrative checks (sign-in)	Rally Office
18:00 - 22:00	Distribution of the roadbook Collection of individual event access codes for reconnaissances tracking app	Rally Office
16:00	Opening of the service Park (Nyíregyháza)	See Art. 12.5 SR
22:00	Closing date for shakedown registration	Rally Office
<b>Thursday, 05 October 2023</b>		
07:00 - 23:00	Reconnaissance - Day 1	Details - Appendix 2



# RALLY HUNGARY

08:00	Opening of the service area (Nyíregyháza)	See Art. 12.5 SR
08:00- 22:00	Opening of Press Centre and media accreditation	Nyíregyháza, Athletic Center
08:00- 12:00	Administrative checks (sign-in)	Rally Office
13:00- 20:00	Scrutineering of the cars, marking and sealing Installation of GPS units into rally cars	Nyíregyháza, Platán Autóház
20:00	Team managers meeting	Nyíregyháza, Athletic Center
<b>Friday, 06 October 2023</b>		
07:00 - 12:00	Reconnaissance - Day 2	Details - Appendix 2
09:00 - 11:00	Re-scrutineering	Service Area, next to Refuel zone
11:30	Publication of the Amended entry list	DNB
11:30	Publication of the Starting list for the qualifying stage	DNB
12:30- 14:30	Free practice (FIA and ERC1 Priority drivers entered with Rally2 group cars)	Nyíregyháza
14:45	Qualifying stage (FIA and ERC1 Priority drivers entered with Rally2 group cars)	Nyíregyháza
15:30 - 16:30	Shakedown	Nyíregyháza
16:00	Publication of Provisional Classification QS	DNB
16:30	Publication of Final Classification QS	DNB
16:30	Pre-rally press conference	Nyíregyháza, Service Area
16:30	Selection of starting positions	Nyíregyháza, Service Area
16:30	Publication of Starting lists for LEG 1 Section 1	DNB
17:00	Publication of Starting lists for LEG 1 Section 2	DNB
17:00	Start of Leg 1 (Section 1 ) TC 0A	Nyíregyháza, Service Area OUT
19:00	Finish of Leg 1 (Section 1) - TC 1 A	Nyíregyháza, Parc Fermé IN
<b>Saturday, 07 October 2023</b>		
07:45	Start of Leg 1 (Section 2) - TC 1B	Nyíregyháza, Parc Fermé OUT
19:04	Finish of Leg 1 (Section 3) - TC 8C	Nyíregyháza, Parc Fermé IN
19:30	Publication of Starting list for Leg 2	DNB
<b>Sunday, 08 October 2023</b>		
07:44	Start of Leg 2 (Section 4) - TC 8D	Nyíregyháza, Parc Fermé OUT
16:15	Finish of the rally - TC 12A	Nyíregyháza, Finish podium
16:15	Prize-giving ceremony	Nyíregyháza, Finish podium
16:45	Final Scrutineering	See Art. 12.8 SR
19:00	Posting of the Provisional classification	DNB



## 4. ENTRIES

### 4.1 Closing date for entries

Closing date for entries: **21<sup>th</sup> September 2023 at 24:00**

### 4.2 Entry procedure

Anyone wishing to take part in IV. RALLY HUNGARY 2023 must register on the FIA's online platform before the entries closing date.

Priority drivers must complete the electronic form available at the WEBSITE: <https://registrations.fia.com/rally>

Non-priority drivers must complete the electronic form available at the WEBSITE: <https://registrations.fia.com/erchun>

Please note that the FIA registration platform requires a user ID and a password to access the entry system. The FIA will need time to register you in the system and open your user account. Please do not wait until the last moment to make your entry in order not to miss the entry closing date. A duly completed electronic entry form must be sent before the closing date for entries.

**Entries are only accepted if accompanied by the total amount of entry fee.**

**The administrative check will be organized remotely after the closing date of entries. All Entrants will get an e-mail with unique details, please pay attention for the incoming emails!**

### 4.3 Number of accepted entrants and classes

- The number of entrants is limited by 80 cars in ERC

**4.3.2** For participation of rally cars, Article 12 of the 2023 FIA Regional Rally Championships regulations will be followed.

#### Permitted groups and classes:

Classes	Groups	Description
RC2	Group Rally2	Group Rally2 cars conforming to the 2023 Appendix J, Art. 261.
	Group Rally2 Kit (VR4K)	Cars fitted with R4 Kit conforming to the 2023 Appendix J, Art. 260E
	Group NR4 over 2000cc	Group N cars conforming to the 2019 Appendix J, Art. 254
	S2000-Rally: 2.0 Atmospheric	Super 2000 cars (conforming to the 2013 Appendix J, Article 254A)
RGT	RGT cars	Group RGT cars conforming to the 2019 Appendix J, Art. 256. Group RGT cars conforming to the 2023 Appendix J, Art. 256.
RC3	Rally3 (atmo over 1390cc and up to 2000cc and turbo over 927cc and up to 11620cc)	Group Rally3 cars homologated from 01/01/2021 and conforming to the 2023 Appendix J, Art. 260
RC4	Rally4 (atmo over 1390cc and up to 2000cc and turbo over 927cc and up to 1333cc)	Group Rally4 cars homologated from 01/01/2019 and conforming to the 2023 Appendix J, Art.260 Group R2 cars homologated before 31/12/2018 and conforming to the 2018 Appendix J, Art.260
	R3 (atmo / over 1600cc and up to 2000cc and turbo over 1067cc and up to 1333cc)	Group R3 cars homologated before 31/12/2019 and conforming to the 2019 Appendix j, Art. 260
	R3 (turbo / up to 1620cc / nominal)	Group R cars homologated before 31/12/2019 and conforming to the 2019 Appendix J, Art 260D
	Group A up to 2000cc	Group A cars conforming to the 2019 Appendix J, Art.255

RC5	Rally 5 (atmo up to 1600cc and turbo up to 1333cc)	Group Rally 5 cars homologated from 01/01/2019 and conforming to the 2023 Appendix J, Art. 260
	Rally 5 (atmo up to 1600cc and turbo up to 1067cc)	Group R1 cars homologated before 31/12/2018 and conforming to the 2018 Appendix J, Art. 260

#### 4.4 Entry fees including insurance (see art. 5.2.):

Entry fees (As per national law 27% VAT must be added to all amount below)

ERC Registered entrant		ERC Priority			
		ERC1	ERC3	ERC 4	Junior ERC
Legal entrant	With the optional advertising	4000 €	3400 €	2800 €	1200 €
	Without the optional advertising	6000 €	5400 €	4800 €	2400 €
Private entrant	With the optional advertising	3500 €	2900 €	2300 €	1200 €
	Without the optional advertising	5500 €	4900 €	4300 €	2400 €

ERC non-registered entrant		Class		
		RC2/RGT	RC4	RC4/RC5
Legal entrant	With the optional advertising	4000 €	3400 €	2800 €
	Without the optional advertising	6000 €	5400 €	4800 €
Private entrant	With the optional advertising	3500 €	2900 €	2300 €
	Without the optional advertising	5500 €	4900 €	4300 €

**Private entrant:** A member of the crew, holding a personal entrant license, who enters his / her own car and competes under his / her own name.

**Legal entrant:** A Company, a Team or a Sporting Association holding a legal entrant's license who enters one or more cars.

#### 4.5 Payment details

Entry fee has to be paid by bank transfer.

Account holder: Localfixer Kft.  
 Bank name: Otp Bank Nyrt.  
 Bank address: 1052 Budapest, Deak Ferenc utca 7-9.  
 IBAN: HU56 1176 3055 6118 7885 0000 0000  
 SWIFT: OTPVHUBH

**PLEASE WRITE INTO THE BANK TRANSFER'S SUBJECT THE COMPETITOR'S NAME**

**ANY BANK CHARGES INCURRED MUST BE PAYED BY THE ENTRANTS IN ADDITION TO THE ENTRY FEES!**

If a team wants to receive an invoice prior to making the payment for the entry fee, the team must send all invoice details to [rallyhungary@trpevents.hu](mailto:rallyhungary@trpevents.hu), including valid VAT nr. if the company has one.

#### 4.6 Other fees:

Entry for Reconnaissance only      300 EUR  
 Additional auxiliary plate            200 EUR





#### 4.7 Acceptance of Entry form

An entry application will be accepted only if accompanied by the total entry fees or by a receipt issued by the competitor's ASN. The organizer has the right to refuse entry of a driver except for FIA and ERC registered drivers.

#### 4.8 Entry packages

Categories	Legal entry	Private entry	Junior ERC Entry
<b>Vehicle plates per car</b>			
• VIP / Quest plates	1	0	0
• Service plates	2	1	1
• Auxiliary plates	1	1	0
<b>Services</b>			
• Access to ERC Service area	Yes	Yes	Yes
Area in Service Park ERC Registered Team	150 m <sup>3</sup> for 1 car +50 m <sup>3</sup> for each add. car	100 m <sup>3</sup> for 1 car +50 m <sup>3</sup> for each add. car	90 m <sup>3</sup> for 1 car +50 m <sup>3</sup> for each add. car
• Area in Service Park ERC NON Registered	120 m <sup>3</sup> for 1 car +50 m <sup>3</sup> for each add. car	80 m <sup>3</sup> for 1 car +50 m <sup>3</sup> for each add. car	70 m <sup>3</sup> for 1 car +50 m <sup>3</sup> for each add. car
<b>Printed materials per car</b>			
• Roadbook sets • Regulations • Programmes	2	1	1
<b>Non permanent ERC Passes per car</b>			
• Crew	2	2	2
• Team	8	6	6

#### 4.9 Refunds

Entry fees will be fully refunded:  
 - -to candidates whose entry has not been accepted  
 - -in the case of the rally not taking place.

The Organiser may refund up to 50% of the entry fee to those competitors who, for reason of "force majeure" (duly certified by their ASN), were unable to start the rally. The application for a refund, stating the reason for not starting, must reach the Organiser in writing to rallyhungary@trpevents.hu before the start of the Administrative Checks. Bank account details must be included.

## 5. INSURANCE

### 5.1 Insurance Coverage for the Organizer

#### 5.1.1 Organizer`s liability insurance

The Organiser has concluded an insurance contract with Nexus Kft., policy No. with Organiser`s insurance covering damage caused to a third party during the event up to 1.250.000 €. The insurance period is from **04/10/2023**.

#### 5.2 Damage caused to third party

A part of the insurance contract No. **TBA** concluded with Nexus Kft. is coverage for damages caused to a third party. However, damages caused by drivers among themselves are not covered by this

contract.

## 5.2.1 Car third party liability insurance

All crews at Administrative Check have to hand in a valid motor third party liability insurance policy International Green Card for their car. Without this card, the crew won't be permitted to start.

## 5.3 Insurance Coverage for the competitors and crews

All the drivers and co-drivers are obliged to arrange their accident insurance. The proof should be documented on request at administrative check. The insurance of foreign crews has to cover the costs of possible medical treatment in Hungary. Insurance cover must start from Free Practice / Shakedown until Parc fermé after the finish of the rally.

## 5.4 Damage Reporting

The crews are obliged to notify the organizer about the damage caused on the track by their car by the end of the event at the latest. Violation of this duty stands for summoning the competitor and involved crew to a disciplinary committee.

## 5.5 Insurance Coverage Exclusions

Auxiliary vehicles, cars dedicated to reconnaissance, and vehicles with special labels issued by the organizer are not covered by the provided rally insurance (except for insured organizer's cars) and those are always going on their responsibility.

## 6. ADVERTISING AND IDENTIFICATION

### 6.1 Compulsory advertising

- A - starting numbers
- B - rally plates
- C - rear window panel

### 6.2 Optional advertising proposed by organizer

The optional advertising will be issued by a bulletin before the closing date of entries.

The organizer reserves the following places which must remain free:

- D - panel 67 x 20 cm under the side door starting number
- E - panel 67 x 20 cm under the side door starting number

The placement of advertisings proposed by the organizer is given in Appendix 4 of these supplementary regulations.

### 6.3 Loss or removal of advertising

If there is ascertained at any point during the rally that an advertising sticker (or any other type of advertisement) supplied by the organizer is missing from a car then the crew shall be penalized with a fine of 400 € by the CoC for each missing advertisement or if the advertisement is modified or not placed according to the Appendix 4 SR.

### 6.4 Competition numbers and rally plates

Competition numbers and rally plates according to Article 27 of FIA RRSR supplied by the organizer must appear on both front doors of the car during the whole rally. If it is ascertained at any time during the rally that:

a competition number or one rally plate is missing, this will be penalized by 100 € by the CoC.

both competition numbers on front doors or both rally plates are missing; this will be reported to the Stewards.

### 6.5. Driver's and Co-driver's names

The first initial(s) and surname of both driver and co-driver, followed by the national flags of the country of the ASN from which they have obtained their licenses, must appear on the rear side window on both sides of the car, adjacent to the competition number. The names must be:

In white Helvetica.

In upper case for the initial(s) and the first letter of each name with the remainder in lower case.

6 cm high (upper case letters) and with a stroke width of 1.0 cm. The driver's name shall be the upper name on both sides of the car.

## 7. TYRES

At all times during the event in Hungary, the tread depth of the tyres fitted on the car, must not be less than 1.6 mm. All tyres used during the rally must conform with RRSR Art. 13 and with Appendix V.



Tyres used for reconnaissance can only be road-homologated series production tires for asphalt.

## **Tyre quantity for competitors:**

For all drivers entered in class **RC2, RC3** and **RGT**, a maximum of **16 tyres** may be used.

For all drivers entered in class **RC4** and **RC5**, a maximum of **12 tyres** may be used.

For competitors eligible to take part in Qualifying, tyres will be taken from the overall quantity as per Art. V1a 15.1, except the spare wheel(s) fitted in the car.

For Free Practice and Shakedown tyres will not count from the overall quantity.

Any breach of the tyre regulations will be submitted to the Stewards who may impose a penalty according to art. 12.1 and 12.2 of the FIA International Sporting Code.

FIA-approved barcode is compulsory and must always be visible from outside the car.

## **8. FUEL, REFUELLING**

### **8.1 Fuel**

Fuel must comply with FIA 2023 Appendix J (Article 252.9).

### **8.2 Refueling**

Crews may refuel only in the designated refueling zones mentioned in the roadbook  
Junior ERC: Competitors in the Junior ERC Championship must use fuel from the filling station described below. Service crews are allowed to fill this fuel in their canisters and refuel Junior ERC cars in rally refuel zones.



MOL Filling Station  
H-4400 Tokaji út,  
GPS: N47 58.661 E21 41.191

Map from the service: <https://bit.ly/3oNPkW1>

Refueling zones:

Refuel Zone Nyíregyháza: at the exit of the Service Park

Remote Refuel Zone Pálháza, Market plate, url: <https://goo.gl/maps/L78RmdAVWtzvdZ6t5>

Recommended route to Remote Refuel Zone will be described in Rally Guide.

Remote Refuel Zone Tokaj: "Fesztiválatlan", url: <https://goo.gl/maps/b68tsBB35VL9qUsZ6>

Recommended route to Remote Refuel Zone will be described in Rally Guide.

During refueling, transporting fuel service crews have to follow the follow the Hungarian laws.

### **8.3 Refuel zone – Spill kit**

All competitors and team members are responsible for running their refueling operation and protecting the ground against spills. Therefore, it is their responsibility to protect the ground with an environmental mat which shall be composed of an absorbent upper part, and an impermeable lower part, following art. 61.2.4 - FIA RRSR

## **9. RECONNAISSANCE**

### **9.1 Reconnaissance registration**

Before the beginning of reconnaissance, each crew must inform and give the details of the car that will be used during the reconnaissance period (make, model, registration plate).

The crew will receive an identification sticker for its car to be used during the reconnaissance period as well as a timecard.

Reconnaissances schedule and passage will be monitored using the STATUS AWARENESS SYSTEM (SAS), see Art. 9.4 of these Supplementary Regulations.

Starting number must be affixed in the right upper part of the windscreen and in both rear side



windows during reconnaissance at all the times. Any change of the car must be announced to the organizer in time. The reconnaissance timecard must be returned to the organizer at the end of reconnaissance at HQ.

**9.2 The reconnaissance schedule** is given in Appendix 2 SR.

### 9.3 Reconnaissance rules

The crews are obliged to follow all reconnaissance rules specified in the FIA-RRSR and these supplementary regulations.

**9.3.1** Reconnaissance will be organized in compliance with art. 35 of the FIA-RRSR and only series production cars conforming to art. 35.1 of FIA –RRSR must be performed.

**9.3.2** Any presence of driver or co-driver on the route of special stages during the period of three months before the start of the rally shall be regarded as performed reconnaissance. Drivers, who for whatever reason enter the area used for the Rally Hungary during that period, must promptly inform the Clerk of the Course (M. Lovay, tel.: +36304423060), excluding drivers living in that area, or working there. These restrictions apply to all who wish to attend the rally regardless of whether they already sent the entry form or received the supplementary regulations.

**9.3.3** Reconnaissance is restricted to **2 passes** in the same special stage. **Crews are forbidden to drive in the opposite direction to that of the special stages, except for route areas specified in the reconnaissance roadbook.**

Control will be done by GPS tracking and rally officials, who will observe and control Reconnaissance in place. The crews must stop at these controls and present their reconnaissance timecard.

**9.3.4** The progress of the reconnaissance will be monitored via GPS system, by the Hungarian police and other rally officials. The maximum speed limitations during reconnaissance follow the Hungarian traffic regulations. Breaking the rules and mainly exceeding the speed limits will be controlled and fined by the Hungary police according to standard procedures. Evaluation of the GPS data is within the competence of the Clerk of the Course. If there will be found that the reconnaissance vehicle is not equipped with a working tracking system, the crew will be penalized according to the Art. 9.3.5 SR.

### 9.3.5 Driving conduct

Entrants must follow Art. 34 of FIA RRSR.

Illegal reconnaissance performed out of the schedule or performing more passages than permitted will be reported to the stewards.

Speeding during reconnaissance and the rally will incur a fine applied by the clerk of the course as follows:

Per km per hour over the speed limit: **€ 25**

- Other traffic infringements during reconnaissance will incur a fine applied by the Stewards.
- The amount of the fines will be unaltered by any fine imposed by the police.
- The fine will be doubled in case of a second offense committed during reconnaissance in the same rally.

### Penalties for infringements during the competition element of the rally:

- a) First infringement:
  - Speeding: A fine of €25 per km over the speed limit, applied by the clerk of the course,
  - Other than speeding: A penalty will be applied by the Stewards.
- b) Second infringement:
  - Speeding: A fine of €50 per km over the speed limit, applied by the clerk of the course,
  - Other than speeding: A penalty will be applied by the Stewards.
- c) Third infringement: A 5-minute time penalty applied by the clerk of the course.
- d) Fourth infringement: Disqualification applied only by the Stewards.

### 9.4 Tracking system for reconnaissance

All reconnaissance cars must be equipped for reconnaissance with a smartphone-based application RS Lite developed by the FIA official supplier STATUS AWARENESS SYSTEM (SAS). The free App can be downloaded from Google Play or AppStore. SAS will distribute individual event





access codes during the Reconnaissance materials distribution in Rally HQ (SAS Office) for a price of **20 Euro**.

Competitors are responsible for having a IOS or Android device capable of using the App with GPS tracking and a battery lasting the entirety of reconnaissance time. Considerations should be made to make sure the smartphone or tablet can be charged and there are no 3rd party applications that disable GPS tracking.

The progress of the Reconnaissance will be monitored via GPS system, by rally officials. Evaluation of the GPS data is within the competence of Clerk of the Course. Reconnaissance cars not equipped with a working RS Lite App will be reported to the Stewards.

## 10. ADMINISTRATIVE CHECKS

### Administrative checks

Place: Athletic Center of Nyíregyháza, Kerék u.  
Date / Time : According to Art. 3.

**Crews are obliged to make administrative checks before their time for scrutineering.**

**The administrative check will be organized remotely after the closing date of entries. All Entrants will get an e-mail with unique details, please pay attention for the incoming emails!**

### Documents to be checked online:

- Entry confirmation – filled technical card (sent by mail after entry deadline)
- Entry form must be signed during administrative checks by the competitor and drivers;
- Payment receipt of the total entry fee (to ensure that payment is duly received before the close of entries)
- Valid entrant's or competitor's license;
- Valid driver's and co-driver's competition licenses;
- Valid driver's and co-driver's driving licenses;
- ASN authorization (mandatory for all foreign competitors);
- Valid car insurance policy, car registration documents (green card);
- Authorization of the car owner in case he is not one of the drivers;
- Photocopy of the page of the homologation form for the entered car indicating number, group, and cylinder capacity;
- Valid on active leisure risks personal accident insurance for all non-EU drivers;
- Certificate of completion for the FIA eLearning Course on FIA Safety Tracking Device (Driver & Codriver) see Art 11.8.3

**If any document is missing, or not approved, the secretariat calls for replacement. If there is no way to send it by e-mail, the entrant has to present the correct document in the administrative check time window.**

**Crews must present their driving licenses during Roadbook issuing.**

## 11. SCRUTINEERING, MARKING AND SEALING

### 11.1 Scrutineering

Place: Platán Autóház, 4400 Nyíregyháza, Rákóczi u. 60.  
GPS: N47 57.599 E21 42.267  
Date / Time: According to Art. 3.

The schedule for scrutineering will be published in a bulletin on the Digital Notice Board of the rally. Any delay or early arrival at scrutineering will be penalized by 40 € for every 5 minutes. If the delay exceeds 30 min the crew will be reported to the Stewards.

The team must bring also a filled technical card confirmed from the administrative check.

GPS units are handed over on the Administrative check and need to be installed during Scrutineering. During reconnaissance registration, a caution fee of **€ 100** will be collected from all





# RALLY HUNGARY

competitors (in cash) over the Tracking System/GPS, refundable at the end of the rally, after the equipment's good receipt. The fee for the cable unit is € 40, which is not refundable. Competitors who take part in the official test have to take the "test GPS" unit back at the latest until the Administrative check.

## Marking and sealing (together with scrutineering)

Place: Platán Autóház, 4400 Nyíregyháza, Rákóczi u. 60.  
Date / Time : According to Art. 3.

The actual list of cars to be marked and sealed will be sent with the entry confirmation. Marking and sealing out of given time is penalized by 40 €.

## According to the FIA 2023 ERC Sporting Regulations:

- All FIA and ERC priority drivers must seal their transmissions and spares.
- All cars must have an engine block marked.
- All cars equipped with a turbocharger and their spares must be marked.
- For drivers entered with a Rally2 car complying with 2020 Appendix J, Art. 261, it will be possible to use the old part after applying a joker (except reliability and safety jokers).

## 11.2 Mud flaps

Optional - According to Appendix J Article 252.7.7

## 11.3 Windows

Following Appendix J Art. 253.11, the use of silvered or tinted films is authorized, on the rear side windows, on the rear window, and the sunroof. Silvered or tinted films fitted on rear side windows must have an opening equivalent to the surface of a circle of 70 mm in diameter.

## 11.4 Safety equipment of crews

Every competitor is obliged to put forward full clothes, which will be used including helmets and FHR system, and filled safety equipment documents. The agreement will be checked with chap. III Appendix L ISC and with technical regulations.

Drivers and co-drivers who wear full-face helmets must be able to pass the following test to ensure that appropriate access to the airway of an injured driver is possible:

- the driver is to be seated in his car, with helmet and FIA-approved head restraint in place and attached and safety harness buckled.
- with the help of two rescuers, the chief medical officer of the competition (or, if present, the FIA medical delegate), must be able to remove the helmet with the driver's head maintained permanently in a neutral position.

If this is impossible, the driver will be required to wear an open-face helmet, according to Appendix 5.

## 11.5 Outside noise level of cars

All cars must be equipped with a stable exhaust silencer. The outside noise level measured by the stationary method may not exceed 102 dB(A) for all cars. (A/slow) The noise level will be measured at 3500 revs/min. in petrol engine cars and at 2500 rpm. in diesel engine cars.

The noise level will be measured during scrutineering and eventually at any point during the rally. Any exceeding of noise limit during scrutineering results in start refusal, any exceeding of noise limit in the course of the rally will be reported to the Stewards who may apply sanctions according to the art. 12.1 and 12.2 of the FIA International Sporting Code.

### 11.5.1 Catalytic converters

All vehicles must be obligatorily equipped with a homologated catalytic converter.

For missing, incomplete, or ineffective catalytic converters identified during scrutineering, the crew shall be refused a start. A car with a missing or incomplete catalytic converter during rally shall be reported to the Stewards, who may impose penalty following art. 12.1 and 12.2 of the FIA International Sporting Code.



### 11.5.2 Car lighting

In Hungary, it is obligatory to use a headlamp in liaison road sections between special stages. It is possible to use car lighting only through the original fitted and auxiliary headlamps with EHK ("E") homologation. Headlamps without homologation cannot be used during connection road sections. Complying with this provision will be checked by judges of fact. Any infringement will be reported to the Stewards who may impose sanctions complying art. 12.1 and 12.2 of the FIA International Sporting Code.

### 11.6 Obligatory monitoring device (GPS)

According to Appendix 6.

### 11.7 On-board cameras

The competitor of any car which carries an on-board camera must have the prior agreement of the ERC Promoter. Authorized cameras will be identified by an adhesive decal and must be mounted in the car at the time of Scrutineering.

Competitors wishing to use a camera must supply the following information to the ERC Promoter (accreditation@fiaerc.com) at least one week before the start of Reconnaissance:

**Documentation can be downloaded from the championship Sportity account – FIAERCcomp.**

### 11.8 Installation of Rally Safety Tracking System

**11.8.1** All cars must be fitted with the SAS Safety Tracking System. Any competitor with a competition car without properly mounted and fully operational the SAS Safety Tracking System will not be authorized to start: Free Practice, Qualifying Stage, Shakedown and the Rally.

**11.8.2** Competitors will receive SAS Safety Tracking System in Rally HQ (SAS Office) during registration for Reconnaissance. Systems may be collected either by the crew or a representative. **No deposit will be collected** for the rally safety tracking equipment, but all the damage caused will be invoiced afterwards.

**11.8.3** Competitors must have installed the SAS Safety Tracking System in their rally cars before the car is brought to Scrutineering. The system will be checked during Scrutineering. For installation and operating instructions see Appendix 6.

**All drivers and co-drivers entered in this event are strongly advised to complete the new FIA eLearning course on the usage of the SAS tracker / FIA Emergency Console. The assessment is available on the website: <https://elearning.fia.com/learn/register> in English and French. We strongly recommend doing it before the reconnaissance starts. For the user instruction please refer to Appendix 7.**

**11.8.4** SAS Safety Tracking System devices can be removed in the Final Parc Fermé and returned to SAS Office no later than 30 minutes after the opening of the Final Parc Fermé. Should a crew retire, the equipment must be returned immediately to SAS.

## 12. OTHER PROCEDURES

### 12.1 Start procedure and order

#### 12.1.1 Start of the rally

On the Digital notice board (in given times according to SR Program) there will be published starting order for:

Name	TC	Description	Start order
Qualifying	TC Qs	FIA, ERC1 Priority drivers with Rally2 cars with 2 minutes interval	
Leg 1- Section 1	TC OA	Reversed starting order according to starting numbers in 2 minutes intervals.	ERC, HRC*

Start for Section 2 of Leg 1	TC 1B	<ul style="list-style-type: none"> <li>- FIA, ERC1 Priority drivers with Rally2 cars according to their selection with 2 minutes interval.</li> <li>- other ERC1 priority drivers with Rally2 cars will start according to results from QS in 2 minutes interval.</li> <li>- other ERC priority drivers will start according to ERC Championship standings with 1 minute interval in a merged group (ERC3, ERC4).</li> <li>- the rest of the drivers in 1 minute according to their starting numbers.</li> </ul>	ERC, HRC*
Start for Leg 2	TC 7D	<ul style="list-style-type: none"> <li>- The first 15 cars in the overall classification will re-start as a merged group in reverse order according to their classification after Leg 1 in 2 minutes intervals.</li> <li>- All other drivers shall normally re-start in the order of their classification (1-minute intervals).</li> </ul>	ERC, HRC*

\*HRC: Hungarian Rally Championship

Time Cards change during the rally will be in time controls 1A, 5A, 8A, 8D, 10A, 11A, 12A  
The new Time Cards will be given by the Marshals at the Time Controls listed above.

### 12.1.2 Ceremonial start

There will be no Ceremonial Start.

### 12.1.3 Restart after retirement

Any crew which has failed to complete SSS 1 Rabócsiring - Road Section (Section 1 of Leg 1) may start of Section 2 of Leg 1. The car must report to the overnight Parc Fermé prior to the next Section no later than 1 hour before the scheduled start of Section 2. Re-scrutineering will be 1 hour before the start of the 1st driver into Section 2 of Leg 1.

Any crew which has failed to complete Leg 1 may be assumed to re-start the rally from the start of the next Leg unless they confirm otherwise in writing to the clerk of the course. For a new start the condition according to the art. 54 FIA-RRSR must be followed.

The competitor must advise the organizer in writing of the reason for retirement (e.g. accident, technical problems, etc.) and the intention to have the car re-scrutineered **at the latest one hour before the publication to the start list of Leg 2**. The car must report to the overnight Parc Fermé before the next Leg no later than 1 hour before the scheduled start of Leg 2. The new time for scrutineering will be 1 hour before the start of the 1<sup>st</sup> driver on Leg 2. Penalties for retired Crews in Leg 1 will be applied as per article 54.2 of RRSR.

### 12.1.4 Start of special stages

The start to all special stages except SS1, SS5 and SS10 will be given by an electronic digital countdown system, counting down by seconds and clearly visible to the crew from the start position and electronically coupled to a start line detection device (photocell beam) that records any situation where a car leaves the start line ahead of the correct signal. This start line detection device is 50 cm after the start line in the height of 50 (+/- 5) cm. The car must be placed in such a way that its foremost part is on the level of the start line.

Light signals combined with a digital countdown system will be used:

-30 sec: the starter shows `30sec` signboard

-15 sec: the starter shows `15sec` signboard

-10 sec: the starter points on the starting countdown system

-5 ... -1 sec: red light segments will be switched on (second by second) on the bottom of the countdown system

0 sec: START, the red light turns into the green on the bottom of the countdown system

+20 sec: green light switches off, the Art. 48.4.3 of the FIA-RRSR will be applied.

In case of electronic digital countdown system breakdown, the car will be started on the instruction given by the Start Marshal according to Art. 48.3. of RRSR

## 12.2 Finish procedure





The competitive part of the rally ends in the Time Control at the entrance to the Podium (TC 12A). All crews of the rally will be awarded according to the art. 14.2 will be over-given on the finish ramp. After the ceremony, crews will get a new time card and they are obliged to go straight to the Parc Fermé according the time mentioned in the time card, and following the route described in the Roobook.

### 12.3 Permitted early check-in

Early arrival without penalty is permitted only at TC QS PF, TC 1A, TC 8C, TC 12A, Final Parc Fermé

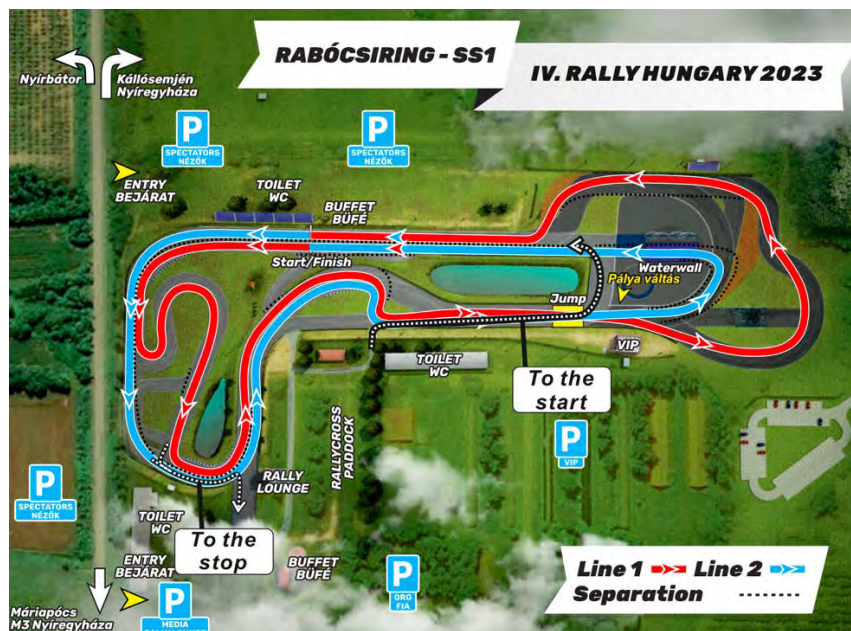
### 12.4 Special stages

#### 12.4.1 SS1-Rabócsiring Friday, 06 October 2023

SS1 is a superspecial stage formed in loop. Competitors shall leave the stage towards the finish after the laps – according to Road Book.

After checking in the TC crews must follow the marshals' instructions. Each car will be noted with a „RIGHT” or „LEFT” sign, which means the side of their starting position. Basically, the lower starting number will start on the right, higher number on the left, but the organizer keeps the right to change it.

On SS1 SSS Rabócsiring crews must follow the map below:



In the first lap at the changing point (after the jump) crews started on the left have to turn right, crews started from the right have to turn left. In the second lap according to the map above.

After the finish crews have to leave the track according to the map above. It is forbidden to make doughnuts after finishing the stage.

Crews made mistakes while completing the stage (e.g. choosing the wrong line at changing point, cutting the track, making fewer laps) will be penalized with the worst time in their class + 1 minute. 2 minutes penalty will be added to the affected crew's time, if no crews finish the stage in the class.

The start procedure uses start light, where the exact moment of the start is when the red light extinguished. Crews have to leave the start position within 5 seconds.

A red light appears again reminding the car unable to leave the start line within 5 seconds after the red start-light extinguished. In this case, the marshal cancels the start procedure. The penalty then being 1 minute per minute of a fraction of a minute. (See RRSR Art. 48.4.1.)

## 12.4.2 Superspecial Stage in Nyíregyháza, Superspecial Stage in Mád

SS5 Nyíregyháza City SS and SS10 Sárga borház are superspecial stages formed in loop. Competitors shall leave the stage towards finish according to Road Book.

Those who do not complete all laps of the SS5 Nyíregyháza City SS according to Road Book will be penalized for 5 minutes by the CoC.

Those who do not complete all laps of the SS10 Sárgaborház according to Road Book will be penalized for 15 minutes by the CoC.

Those who run more laps, get their actual time. Cars stopped according to technical failure must keep off. Only the chief marshal of the stage shall authorize removing the car.

The start procedure uses start light, where the exact moment of the start is when the red light extinguished. Crews have to leave the start position within 5 seconds.

Red light appears again reminding the car unable to leave the start line within 5 seconds

after the red start-light extinguished. In this case, the marshal cancels the start procedure. The penalty then being 1 minute per minute of fraction of a minute. (See RRSR Art. 48.4.1.)

## 12.4.3 Barriers

Due to safety reasons, barriers/anti-cut devices will be placed on the rally route and will be observed by judges of facts

Barriers (chicanes) will be formed with tires, straw bales, or plastic barrels. Any crew which bypasses, skips, or moves away the barriers will be reported to the Stewards.

## 12.5 Service Park

### 12.5.1 Location and organization of service park

Place: Nyíregyháza Market  
 GPS: N47 58.140 E21 41.567  
 Date: According to Art.3.

Additional space can be ordered for a price of 15 € per 1 m<sup>2</sup>.

Connection to electricity included in the entry fee with 3x16 Amper.

Any further energy request need to be noted by the Organizer at

[rallyhungary@trpevents.hu](mailto:rallyhungary@trpevents.hu). Fees (including all costs of the consumption and building a connection point at a maximum distance of 30 m from the Crew's service location):

- 3 x 32 Amper: 100 EUR
- 3 x 63 Amper: 200 EUR

In order to preserve the cleanliness of the Service Park, the organizer has the right to check the competitors' service area by Service Park marshals. When the competitor leaves his service area after the race weekend, he and his team must clean their service area from all the garbage.

In order to ensure this, during the administrative check every driver must pay **100 EUR deposit**.

The deposit will be given back in case the driver's team left their service area clean, and the marshal who check the area gives the team a receipt, which proves that the area is clean and the environment is unharmed. This receipt shall be presented at the Rally Office during the opening hours of the office in order to receive the deposit back. After the closing of the Rally Office at the end of the weekend, the deposit is not refundable. In case of a common service with 2 or more drivers on the same service area, each driver gets their own receipt.

### Driving in Service Park

During the service time between the first rally car enters and the last car leaves the service park, it is strictly forbidden for all service vehicles to enter or drive inside the service park. Every infringement will be sanctioned by the Clerk of the Course with a penalty of 100 €. The service park is one-way both for rally cars as well as the service and auxiliary vehicles. Maximum speed inside the service park is limited by 30 km/h.

### 12.5.2 Catering in the service area/park

Service park GPS:





# RALLY HUNGARY

If your team or any other company would like to have catering for their guests in the service area, it must be settled with the organizer before starting administrative checking. In other cases, organizers can forbid this catering. An exception is a food supply for crews and mechanics. Concerning waste disposal, the Organizer can levy a charge for costs. Selling food and drinks in the service area without the permission of organizers is strictly forbidden.

### 12.5.3 Shows and exhibitions in service area/park

If any team or company would like to organize shows or exhibitions for their guests in the service area, they must ask organizers for permission before administrative check. All shows and exhibitions in the service area without the permission of organizers are strictly forbidden.

### 12.6 Official time used during the rally

Official time throughout the entire rally GPS given time.

### 12.7 Entrance to the regrouping area and parc fermé

**12.7.1** SAS Safety GPS tracking staff are allowed to enter the regrouping area and parc fermé to maintain or repair the GPS tracking systems installed in the rally cars. They have to be accompanied by a scrutineer and competitor or at least one representative of the team.

**12.7.2** TV Crews, which will be published by the CoC information, are allowed to enter the regrouping area and parc fermé in order to maintain the camera systems installed in the rally cars or to exchange the data recording media. They have to be accompanied by a scrutineer and at least one representative of the team (driver, co-driver, and/or competitor).

### 12.8 Final scrutineering

Place:	Platán Autóház H-4400 Nyíregyháza, Rákóczi u. 60.
Date:	08 October 2023
Time:	According to Art. 3.

Cars subject to final checks must have one representative of the entrant as well as mechanics present at the final scrutineering.

Subjected cars will be escorted from the finish podium to the place of the final scrutineering, and after it to the Parc Ferme.

## 13. IDENTIFICATION OF OFFICIALS

Chief of SS	- red tabard
Chief of RCP/ SP	- yellow tabard
Timekeeper	- black jacket with orange inscription "Timing"
Route Marshals	- white tabard
CRO	- red jacket with inscription "CRO"
Scrutineer	- dark blue jacket with inscription "ATB"

## 14. CLASSIFICATION AND PRIZES

### 14.1.1 FIA Championship classifications

- FIA European Rally Championship for Drivers and Co-Drivers
- FIA European Rally Championship for Teams
- FIA ERC3 Championship for Drivers and Co-Drivers
- FIA ERC4 Championship for Drivers and Co-Drivers
- FIA Junior ERC Championship for Drivers
- ERC Tyre Trophy for Tyre Manufacturers

**14.1.2** Classifications will be established following the FIA Regional regulations.

### 14.2 Prize-giving

**Place:** Finish ramp – Nyíregyháza, in front of the Town Hall





# RALLY HUNGARY

The prize-giving will take place on the 8<sup>th</sup> of October 2023. Following trophies will be awarded for:

FIA European Rally Championship for Drivers and Co-Drivers

1<sup>st</sup> place cups,  
2<sup>nd</sup> place cups,  
3<sup>rd</sup> place cups,

FIA European Rally Championship for Teams:

1<sup>st</sup> place cups

FIA ERC Junior Championship for Drivers and Co-Drivers

1<sup>st</sup> place cups  
2<sup>nd</sup> place cups  
3<sup>rd</sup> place cups

FIA ERC 3 Championship for Drivers and Co-Drivers

1<sup>st</sup> place cups  
2<sup>nd</sup> place cups  
3<sup>rd</sup> place cups

FIA ERC 4 Championship for Drivers and Co-Drivers

1<sup>st</sup> place cups  
2<sup>nd</sup> place cups  
3<sup>rd</sup> place cups

## 15. FINAL CHECKS AND PROTESTS

### 15.1. Final scrutineering of selected vehicles

Place: Platán Autóház, H-4400 Nyíregyháza, Rákóczi u. 60.

Date: 8 October 2023

Time: According to Art. 3.

### 15.2 Protest deposit

Defined: 1 000 €

### 15.3 Appeal deposit

International (to FIA) 3 000 €





## Appendix 1 - Itinerary

ERC Free Practice & Qualifying								06 10 2023 Friday
TC	SS	Location	SS dist.	Liaison dist.	Total dist.	Target time	1st car due	
<b>Service OUT</b>								
<b>RZ</b>		Refuel Zone (Nyíregyháza)						
<b>QS</b>		Distance to next refuel						
		Free practice opens					12:30	
		Free practice close					14:30	
QS		Nyíregyháza lőtér					14:41	
<b>QS</b>		<b>Nyíregyháza QUALIFYING STAGE</b>	<b>3,20</b>			0:05	<b>14:46</b>	
QS PF		Parc Fermé IN (Nyíregyháza, Early check in permitted)		15,25	18,45	0:25	15:11	
<b>LEG 1 (Section 1)</b>								06 10 2023 Friday
TC	SS	Location	SS dist.	Liaison dist.	Total dist.	Target time	1st car due	
0A		Service Area OUT (Tyre marking)					17:00	
1		Máriapócs		33,4	33,4	0:57	17:57	
<b>SS</b>	<b>1</b>	<b>SSS Rabócsiring</b>	<b>2,4</b>			<b>0:03</b>	<b>18:00</b>	
1A		Parc Fermé IN (Nyíregyháza, Early check in permitted)		33,75	36,15	1:00	19:00	
		Sunrise: 06:48 / Sunset: 18:14	<b>SS dist.</b>	<b>Liaison dist.</b>	<b>Total dist.</b>			
<b>LEG 1 (Section 1) total:</b>			<b>2,40</b>	<b>67,15</b>	<b>69,55</b>		<b>3,45%</b>	

TC	SS	Location	SS dist.	Liaison dist.	Total dist.	Target time	1st car due
----	----	----------	----------	---------------	-------------	-------------	-------------

1 B		Parc Fermé OUT / Service IN (Nyíregyháza)					7:45
		<b>Service "A" - Nyíregyháza</b>	<b>(2,40)</b>	<b>(67,15)</b>	<b>(69,55)</b>	<b>15'</b>	
1 C		Service OUT Tyre markings					8:00
RA		Refuel Area (Nyíregyháza)					
1		Distance to next refuel	(19,90)	(79,82)	(99,72)		
2		Újhuta		70,00	70,00	1:20	9:20
SS 2		<b>Újhuta-Nyíri / 1</b>	<b>19,90</b>				<b>9:23</b>
RA		Refuel Area (Pálháza)					
2		Distance to next refuel	(34,40)	(91,80)	(126,20)		
3		Füzérkomlós		17,12	37,02	0:55	10:18
SS 3		<b>Füzér - Abaújkér elágazás / 1</b>	<b>24,50</b>				<b>10:21</b>
4		Abaújkér		32,10	56,60	1:00	11:21
SS 4		<b>Aranyosivölgy / 1</b>	<b>9,90</b>				<b>11:24</b>
RA		Refuel Area (Nyíregyháza)					
3		Distance to next refuel	(9,63)	(7,60)	(17,23)		
5		Nyíregyháza		55,70	65,60	1:20	12:44
SS 5		<b>Nyíregyháza Városi SSS</b>	<b>9,63</b>				<b>12:47</b>
5 A		Regroup & Technical Zone IN		4,30	13,93	0:18	13:05
		Technical control Zone (Nyíregyháza)				50'	
5 B		Regroup & Technical Zone OUT - Service IN					13:55
		<b>Service "B" - Nyíregyháza</b>	<b>(63,93)</b>	<b>(179,22)</b>	<b>(243,15)</b>	<b>30'</b>	
5 C		Service OUT Tyre markings					14:25
RA		Refuel Area (Nyíregyháza)					
4		Distance to next refuel	(19,90)	(79,82)	(99,72)		
6		Újhuta		70,00	70,00	1:20	15:45
SS 6		<b>Újhuta-Nyíri / 2</b>	<b>19,90</b>				<b>15:48</b>
RA		Refuel Area (Pálháza)					
5		Distance to next refuel	(34,40)	(92,20)	(126,60)		
7		Füzérkomlós		17,12	37,02	0:55	16:43
SS 7		<b>Füzér - Abaújkér elágazás / 2</b>	<b>24,50</b>				<b>16:46</b>
8		Abaújkér		32,10	56,60	1:00	17:46
SS 8		<b>Aranyosivölgy / 2</b>	<b>9,90</b>				<b>17:49</b>
8 A		Regroup & Technical Zone IN		52,80	62,70	1:10	18:59
		Technical control Zone (Nyíregyháza)				10'	
8 B		Regroup & Technical Zone OUT - Service IN					19:09
		<b>Flexi Service "C" (Nyíregyháza)</b>	<b>(54,30)</b>	<b>(172,02)</b>	<b>(226,32)</b>	<b>45'</b>	
8 C		Service OUT - Overnight Regroup IN					19:54

**All cars must be returned to Parc Fermé no later than: 21:00**

Sunrise: 06:50 / Sunset: 18:12

SS dist. Liaison dist. Total dist.

LEG 1 (Section 2,3) total: 118,23 351,24 469,47 25,18%





**LEG 2 (Section 4, 5, 6)**
**08 10 2023 Sunday**

TC	SS	Location	SS dist.	Liaison dist.	Total dist.	Target time	1st car due
8 D		Parc Fermé OUT / Service IN (Nyíregyháza)					7:44
		<b>Service "D"</b> (Nyíregyháza)	<b>(59,63)</b>	<b>(230,70)</b>	<b>(290,33)</b>	<b>15"</b>	
8 E		Service OUT Tyre markings					7:59
<b>RA</b>		<b>Refuel Area</b> (Nyíregyháza)					
<b>6</b>		<b>Distance to next refuel</b>	<b>(10,80)</b>	<b>(116,10)</b>	<b>(126,90)</b>		
9		Óhuta		66,00	66,00	1:10	9:09
<b>SS</b>	<b>9</b>	<b>Óhuta-Fony / 1</b>	<b>10,80</b>				<b>9:12</b>
<b>RA</b>		<b>Refuel Area</b> (Tokaj)					
<b>7</b>		<b>Distance to next refuel</b>	<b>(25,35)</b>	<b>(23,80)</b>	<b>(49,15)</b>		
10		Sárga borház		62,20	73,00	1:16	10:28
<b>SS</b>	<b>10</b>	<b>Sárga borház LOOPED / 1</b>	<b>25,35</b>			<b>0:07</b>	<b>10:35</b>
10 A		Regroup & Technical Zone IN		11,70	37,05	0:35	11:10
		Regroup & Technical Zone (Tokaj)					
10 B		Regroup & Technical Zone OUT				0:30	11:40
<b>RA</b>		<b>Refuel Area</b> (Tokaj)					
<b>8</b>		<b>Distance to next refuel</b>	<b>(10,80)</b>	<b>(85,30)</b>	<b>(96,10)</b>		
11		Óhuta		35,20	35,20	0:45	12:25
<b>SS</b>	<b>11</b>	<b>Óhuta-Fony / 2</b>	<b>10,80</b>				<b>12:28</b>
11 A		Regroup & Technical Zone IN		50,10	60,90	1:10	13:38
		Regroup & Technical Zone (Tokaj)					
11 B		Regroup & Technical Zone OUT				1:05	14:43
<b>RA</b>		<b>Refuel Area</b> (Tokaj)					
<b>9</b>		<b>Distance to next refuel</b>	<b>(12,68)</b>	<b>(58,20)</b>	<b>(70,88)</b>		
12		Sárga borház		12,10	12,10	0:19	15:02
<b>SS</b>	<b>12</b>	<b>Sárga borház / 1 - POWER STAGE</b>	<b>12,68</b>				<b>15:05</b>
12 A		Regroup & Technical Zone IN		43,50	56,18	1:10	16:15
		Regroup & Technical Zone (Nyíregyháza)				<b>10"</b>	
12 B		Regroup & Technical Zone OUT - Service IN				0:10	16:25
		<b>Service "F" - Nyíregyháza</b>	<b>(59,63)</b>	<b>(280,80)</b>	<b>(340,43)</b>	<b>10"</b>	
12 C		Service OUT Tyre markings				0:10	16:35
12 D		Finish podium IN (Nyíregyháza)		2,6	2,60	0:10	16:45
							16:45

Sunrise: 06:51 / Sunset 18:10

**SS dist.**
**Liaison dist.**
**Total dist.**
**LEG 2 (Section 4, 5, 6) total: 4 SS**
**59,63**
**283,40**
**343,03**
**17,38%**
**TOTALS OF THE RALLY**

	SS dist.	Liaison dist.	Total dist.	
06 10 2023 Friday   Section 1	2,40	67,15	69,55	3,45%
07 10 2023 Saturday   Section 2,3	118,23	351,24	469,47	25,18%
08 10 2023 Sunday   Section 4, 5, 6	59,63	283,40	343,03	17,38%
<b>Össz / Total: 14 SS</b>	<b>180,26</b>	<b>701,79</b>	<b>882,05</b>	<b>20,44%</b>



## Appendix 2 – Reconnaissance

Thursday, 05 October 2023

**07:00-20:00**

Reconnaissance Day 1	SS No.	SS km	To the start from finish* (km)	To the next Stage from finish (km)
Service Park				70
Újhuta	SS2, SS5	19,9	55,9	3,0
Füzér- Abaújvári elágazás	SS3, SS6	24,5	21,3	30,8
Aranyosi völgy	SS4, SS8	9,90	39,5	To 'Újhuta': 25,3
				To the service: 53,2

\* : without passing other stages

**14:00 – 19:00**

**QS / Shakedown Nyíregyháza (3,30 km)**

**18:00 – 23:00**

**SS1 – SSS Rabócsiring (2,4 km)**

**20:00 – 22:00**

**SS5 – SSS Nyíregyháza (9,63 km)**

Friday, 06 October 2023

**07:00- 12:00**

Reconnaissance Day 2	SS No.	SS km	To the start from finish* (km)	To next Stage from finish (km)
Service Park				66,0
Óhuta	SS9, SS11	10,80	10,80	34,8
Sárga borház	SS4, SS7	SS4: 25,35 SS7: 12,68	0,95	To „Óhuta”: 32,9
				To the service: 43,5

\* : without passing other stages

On the stage SS9, SS11 Óhuta- Fony it is permitted to drive back to the start from the finish in the opposite direction of the stage will be organized.

**The speed limit is 50 km/h in the following sections of the special stages:**

Stage	From (km)	To (km)	Comments
SS 2, 5 – Újhuta	0,00 km	14,90 km	After this section: Traffic laws!
SS 3, 6 – Füzér- Abaújvár	0,00 km	11,60 km	After this section: Traffic laws!
SS 4, 7 – Mád- Disznókő	0,00 km	10,24 km	The whole stage is limited!



## Appendix 3 - CROs – names, photographs and duties schedule

The principal duty of the CRO is to provide information or clarifications in connection with the regulations and the running of the rally to the competitors/crews. There must be at least one at each rally who must be easily identified by the competitors or crews and shall be present according of the CRO schedule. This schedule of their duties will be posted on the Official notice board of the rally.

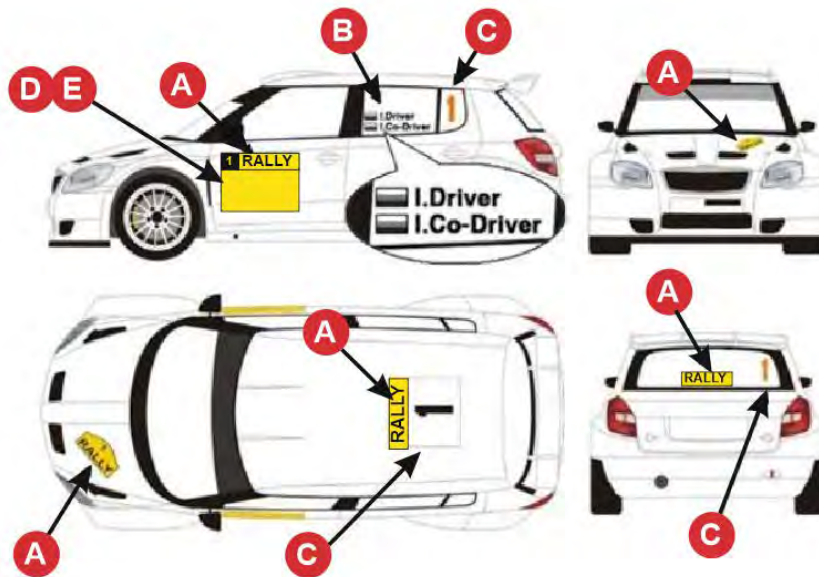
Competitor's relations officer for ERC:

 <p style="text-align: center;"><b>Julianna Nyirfás</b></p> <p style="text-align: center;"><b>Spoken languages: English, Hungarian</b></p> <p style="text-align: center;"><b>Phone: +36 30 606 9479</b></p> <p style="text-align: center;"><b>cro@rallyhungary.com</b></p>	 <p style="text-align: center;"><b>Szabolcs Magyar- Beck</b></p> <p style="text-align: center;"><b>Spoken languages: English, Hungarian</b></p> <p style="text-align: center;"><b>Phone: +36 30 337 6443</b></p> <p style="text-align: center;"><b>cro@rallyhungary.com</b></p>
--	--

Schedule of presence of Competitors Relations Officers will be communicated by a CoC Communication before the Rally

## Appendix 4 - Competition numbers and advertising

1. The organiser reserves following places which must remain free according to this drawing:



### 1.1 Compulsory advertising

- A – Rally plates
- B – Driver's and Co-driver's names
- C – Competition number


### 1.2 Optional advertising proposed by organiser / TBC

The organiser reserves following places which must remain free:  
D, E - panel 67 x 20 cm under the side door starting number



# RALLY HUNGARY

## 1.3 ERC Compulsory advertising



A 15cm strip on the front windscreen of each rally car, including 0 cars



2 side mirror stickers on each rally car



ERC strip below the rally plate on each door of the competing car



2 strips on both front and rear bumpers for tyre supplier



A 8cm strip on the rear windscreen (top) of each rally car



## Appendix 5 – Extracts from FIA ISC Appendix L relating to overalls, helmets and any other safety requirements

All competitors are reminded of Appendix L of the FIA International Sporting Code, in particular its Chapter III - Drivers' Equipment.

### Helmets (Appendix L, Chapter III, Art. 1)

All crews must wear crash helmets homologated to one of the following FIA standards:

- 8858-2002 or 8858-2010 (Technical List N°41),
- 8859-2015 (Technical List N°49),
- 8860-2010 (Technical List N°33), or
- 8860-2018 or 8860-2018-ABP (Technical List N°69)

### Frontal Head Restraint (FHR, Appendix L, Chapter III, Art. 3)

All crews must use FIA approved FHR systems homologated to FIA standard 8858.

Approved FHRs, anchorages and tethers are listed in Technical List N° 29.

See also helmet compatibility chart in Appendix L, Chapter III, Art. 3.3.

### Flame-resistant clothing (Appendix L, Chapter III, Art. 2)

All drivers and co-drivers must wear overalls as well as gloves (optional for co-drivers), long underwear, a balaclava, socks and shoes homologated to the FIA 8856-2000 standard (Technical List N°27) or 8856-2018 (Technical List N° 74). Please pay special attention to the prescriptions of Art. 2 concerning embroidery and printing on flame-resistant clothing (manufacturer certificates etc.) **as well as concerning the correct wearing of the clothing elements! See also Regional Rally Sporting Regulations, Article 53.1.**

### Biometric Devices (Appendix L, Chapter III, Art. 2.1)

Drivers may wear a device to collect biometric data during racing.

- If the biometric device is integrated into a protective garment homologated to FIA Standard 8856, the garment shall be homologated to FIA Standards 8856 and 8868-2018.
- If the biometric device is a stand-alone device, then the device must be homologated to FIA Standard 8868-2018 only. This device must be worn in addition to the garment homologated to FIA Standard 8856.

### Wearing of jewellery (Appendix L, Chapter III, Art. 5)

The wearing of jewellery in the form of body piercing or metal neck chains is prohibited during the competition and may therefore be checked before the start.

### RELATED LINKS:

FIA International Sporting Code and appendices: <https://www.fia.com/regulation/category/123>

FIA Technical Lists: <https://www.fia.com/regulation/category/761>



## Appendix 6 – SAS FITTING KIT MANUAL – RALLY CAR

This manual is provided as a guide for the installation of the SAS Tracking System Kit, for competition vehicles only. Care should be taken when considering the location of components with regard to electrical cabling and fire suppression systems already installed in the vehicle. Please check always that the components of your kit are as requested.

### 1. Tracking Unit Kit Components & Steps

The Tracking System Kit includes:

- SAS Tracking Installation and Fitting Kit Instruction Sheet;
- 3-in-1 antenna with leads;
- Internal radio antenna with lead;
- 6 – 24v wiring loom with plug;
- Mount, to be bolted to tunnel;
- Adjustable mount connector/knuckle.



(Contents may differ slightly to image shown)

SAS tracking system fitment steps:

1. Mount SAS tracker;
2. Fit external & internal antennas, running leads to the SAS tracker;
3. Fit wiring loom, ensuring that a solid 9 to 28 volts is supplied;
4. Connect all antenna connections, make sure they are tight using an 8mm spanner;
5. Apply power.

### 2. Power Supply

SAS tracking system requires a reliable power supply from 9 to 28 volts DC. We recommend a 5 amp (Max) blade type or similar quality fuse is used at the battery supply end of the SAS tracking system power lead.

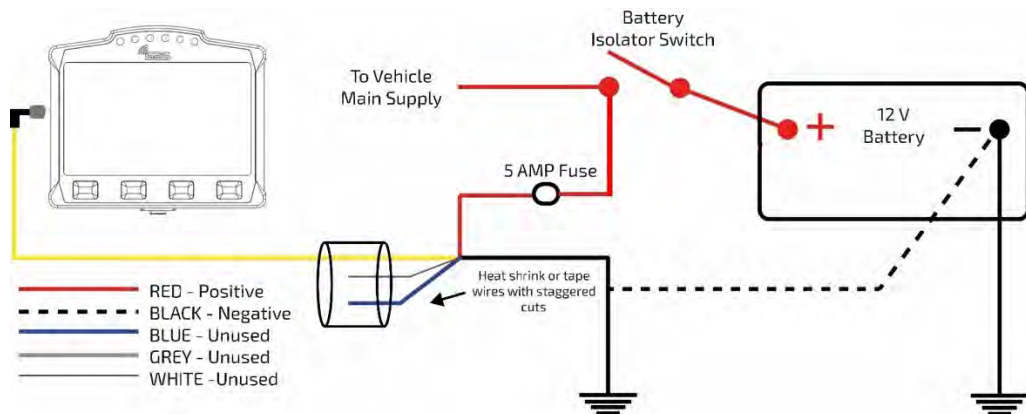
Zero volts or battery negative can be picked up at any suitable earthing point providing the isolation switch does not switch the negative side of the battery.

The SAS tracking system unit has an internal battery that is kept charged via the car's power supply. It acts as a reserve supply to power the unit in the case of an accident where a car's power supply is interrupted (e.g. car battery smashed or dislodged).

Note: The tracking device should only be powered once it is placed in its final position in the vehicle; this ensures accelerometers are calibrated correctly.

### 3. Connection Diagram

The 6-24v wiring loom, includes five wires. The white blue and grey wires must be stagger cut and heatshrunk or taped back so they cannot short to ground or to each other. Red and black are used as follows

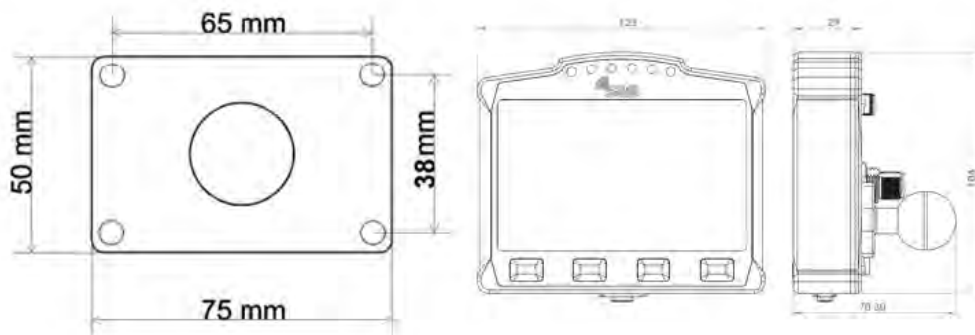


RALLYSAFE 12V WIRING DIAGRAM

During installation, the wiring loom should be routed away from the engine compartment, Ignition or Alternator wiring.

300 mm of Power Supply Wiring Loom is required to be available for connection to the SAS Tracker Unit at the mounted position

### 4. Connection Diagram



## 5. Tracking Unit Mounting

The preferred location and mounting for the SAS tracking system unit is a RAM style 50mm x 75mm flatbase with ball, bolted through the tunnel with four M6 Bolts.

It should be in a central, protected location on the central tunnel in front of the seats and both easily visible and accessible by both the driver and co-driver/nav.

Care should be taken when considering the location of the Mounting Point with regard to electrical cabling and fire suppression systems installed in the vehicle.

Photographs of mounting and positioning can be seen in Fig.1 and Fig.2 respectively.

Alternatively, the SAS tracking system unit can be mounted in a central protected location on the vehicle dashboard that is easily visible and accessible by both the driver and co-driver.

Mounting is a Ram style 50mm x 75mm flat base with ball, bolted with four M6 bolts through the dashboard and a compulsory 3mm backing plate measuring no less than 145mm x 120mm



Figure 1. 25mm rubber ball securely attached to the tunnel



Figure 2. The WRC tracking unit mounted onto the 25mm rubber ball mount and connected through the RallySafe connector

## 6. Antenna Installation

All leads on both external and internal antennas must run on the inside of all roll cage bars. This is to stop cable crushing on impact.

Antenna must not be mounted within 200 mm of any high frequency antenna's or cabling

The preferred route is to go down from the antenna, underneath the closest part of the roll cage (roof cross or main hoop), follow that along to the roof hoop, then go down the inside A pillar to the unit. Please allow 200mm clearance of high frequency antenna or cabling

Any excess cable must be run so that the cable is not bent any tighter than a 100mm radius. We recommend running it across the underside of the dash and back (do not coil in tight loops).

Cables must be tied neatly along the whole installation all the way to the unit so they can't be accidentally caught or dislodged.

All this will be checked at scrutineering and you may be required to fix it before your car can pass.

Note: All antenna connections need to be firmly tightened with an 8mm spanner.

## 7. External Antenna

The antenna is mounted through a 12mm hole in a central location on the ROOF of the vehicle, rear of the main roll bar hoop, allowing the cabling to pass through the roof and follow the cage bars back to the unit location. The antenna is a fully watertight unit, which seals against the roof surface.



Antenna leads are connected as follows (There may be variations with the type and number of leads):

1. The 2 WiFi leads, colour-coded **Blue**, is connected to the terminal labelled "WiFi" on the SAS unit (Right Hand Thread). Terminals are located of the rear of the unit and/or colour-coded Blue.
2. The Satellite Communication antenna lead is connected to the centre or rear terminal labelled "IRI" (Left Hand Thread). It may also be colour-coded **Yellow** (this may be not marked on the 2-in-1 antenna).
3. The GPS antenna lead labelled "GPS", is connected to the terminal labelled "GPS" on the SAS unit (Right Hand Thread). Terminals may be on the side or rear of the unit and/or colour-coded **Green**.
4. GSM, has a small stick antenna supplied with the SAS unit, and is connected to corresponding terminal labelled "GSM" on the SAS unit (Left Hand Thread). The terminal is located on the rear of the unit and/or colour-coded **Red**.



### 8. Internal Antenna

The Internal Antenna should be placed on the inside of the ROOF in a clear uncluttered area, with a 200mm radius clear of any bar work or solid metal object. The internal antenna has a magnetic base with double- sided tape for adhesion. The cable is then run to the SAS unit. Please keep cable on the inner side of the rollcage pipework so as not to be crushed in the event of an accident.




Figure 3. The internal antenna must be at least 200mm away from any roll cage components

### 9. Contact Us

For assistance, please contact the RallySafe Support Team by emailing: [support@rallysafe.com.au](mailto:support@rallysafe.com.au)

**\*\*Product Disclaimer\*\***

“This manual, the specifications, and the material contained in it, as released by Status Awareness Systems and RallySafe, is for the purpose of information only. Due to continuous ongoing development, information and specifications may change at any time without notice. SAS, and the companies that have contributed to it, shall not be liable for any use of the manual or information supplied.

The material contained in this manual is protected by copyright and other types of Intellectual Property Rights. The commercial exploitation of the material contained in this specification requires a license to such Intellectual Property Rights.

This manual may be utilised or reproduced without any modification, in any form or by any means, for informational purposes only. For any other purpose, no part of the specification may be utilised or reproduced, in any form or by any means, without permission in writing from SAS.

The word RallySafe and the RallySafe logo are registered trademarks”.

## Appendix 7 – FIA E-LEARNING PLATFORM

### To access the course

You can access the course from any internet-enabled device; however, we advise against using a mobile phone as details on some content may be too small to see. We therefore recommend using a tablet device as a minimum, with the best learning experience achieved on a computer. You must maintain a constant connection to the internet throughout.

### If you are an existing user of FIA e-Learning platform

Log into the FIA e-Learning platform with your username and password. You should see course catalogue "RALLY TRACKER" which contains all available modules.

If you do not see the "RALLY TRACKER" Course Catalogue, please contact [elearning@fia.com](mailto:elearning@fia.com) with your request. Your profile will then be registered to the correct Course Catalogue, and you will be notified when this is done.

### If you are new to FIA e-Learning platform

1. Open your browser and go to <https://elearning.fia.com/learn/register>.
2. Fill out the self-registration form as requested. The branch code which you are required to enter is: **TrackerSRG**.
3. Check your email (including your junk mail) and confirm your self-registration.
4. Log in to FIA e-Learning platform using your login details.
5. You will land on a dedicated home page and will see the course catalogue RALLY TRACKER which contains all available modules e.g. FIA Rally Tracker: English.
6. Select the module of your preferred language, read the instructions, and click ENROL and then click START LEARNING NOW.

The module contains self-guided interactive learning. Once you complete this there is an assessment comprising of three simulations and 12 questions. If you do not meet the 100% pass mark after three attempts, you are mandated to review the learning content again before you are able to retake your assessment.

When you achieve 100% in your assessment - Well done. You can now click the X in the top right corner and close the course. Please download the certificate and then select Sign Out from the User Menu in the upper left corner.